

# First Friends 1


Numbers Book

Naomi Moir



# First Friends 1

Numbers Book



Naomi Moir

**OXFORD**  
UNIVERSITY PRESS

# Level 1 Scope and sequence



Topic	Structure	Vocabulary	Letters and phonics	Numbers	Songs and chants
<b>1 Me</b>	I'm... Hello Bye How are you? I'm fine, thank you.  Clap Stand up Sit down Point to	Adam Baz Jig Pat Tess	<b>Aa</b> Adam, apple  <b>Bb</b> Baz, bird		<b>Lesson 2:</b> Hello, how are you? <b>Lesson 3:</b> Letter song <b>Lesson 4:</b> Point to Jig <b>Lesson 5:</b> Letter song
<b>2 My classroom</b>	What's this? It's a...	bin board chair door picture table window	<b>Cc</b> cat, coat  <b>Dd</b> date, dog	1–2	<b>Lesson 3:</b> Letter song <b>Lesson 4:</b> Count one and two <b>Lesson 5:</b> Letter song
<b>3 My toys</b>	This is my... This is your...	ball balloon boat car doll robot teddy bear	<b>Ee</b> egg, elephant  <b>Ff</b> fan, fig	3–4	<b>Lesson 3:</b> Letter song <b>Lesson 4:</b> One, two, three, four <b>Lesson 5:</b> Letter song <b>Lesson 6:</b> Time for fun
<b>4 My things</b>	How many? Plurals How old are you?	bag book lunch box pencil pencil box rubber water bottle	<b>Gg</b> girl, give  <b>Hh</b> hand, horse	5	<b>Lesson 2:</b> How old are you? <b>Lesson 3:</b> Letter song <b>Lesson 4:</b> Doll and teddy bear <b>Lesson 5:</b> Letter song
<b>5 My colours</b>	It's + colour (green).	circle rectangle square triangle  blue green orange red yellow	<b>Ii</b> iguana, insect  <b>Jj</b> Jig, jump  <b>Kk</b> kick, kite	6–7	<b>Lesson 3:</b> Letter song <b>Lesson 4:</b> Hungry iguana <b>Lesson 5:</b> Letter song

Topic	Structure	Vocabulary	Letters and phonics	Numbers	Songs and chants
6 My farm	Is it a...? Is it (red)? Yes, it is. / No, it isn't.	butterfly donkey duck field flower goat sun	<b>Ll</b> lemon, lion <b>Mm</b> mango, moon <b>Nn</b> nose, nut	8–9	<b>Lesson 3:</b> Letter song <b>Lesson 4:</b> Animal song <b>Lesson 5:</b> Letter song
7 My clothes	What colour is it? It's... What colour are they? They're...	jumper shirt shoes shorts skirt socks trousers	<b>Oo</b> octopus, ostrich <b>Pp</b> Pat, pink <b>Oq</b> queen, quiet	10	<b>Lesson 3:</b> Letter song <b>Lesson 4:</b> Ten birds, here with me <b>Lesson 5:</b> Letter song
8 My body	I've got...	arms ears eyes feet fingers head legs	<b>Rr</b> rabbit, run <b>Ss</b> seesaw, sing <b>Tt</b> Tess, toes		<b>Lesson 3:</b> Letter song <b>Lesson 4:</b> I've got ten fingers <b>Lesson 5:</b> Letter song
9 My family	He / She is... They are...	baby brother dad grandma grandpa mum sister	<b>Uu</b> umbrella, up <b>Vv</b> van, volcano <b>Ww</b> walk, water		<b>Lesson 3:</b> Letter song <b>Lesson 4:</b> Come and meet my family <b>Lesson 5:</b> Letter song
10 My food	I like... / I don't like...	banana biscuit carrot orange sandwich sweet tomato	<b>Xx</b> box, fox <b>Yy</b> yo-yo, yogurt <b>Zz</b> zebra, zero		<b>Lesson 3:</b> Letter song <b>Lesson 4:</b> Alphabet song <b>Lesson 5:</b> Letter song



# 1 Me

## Lesson 1

1 Draw and colour.



1 Look and match.

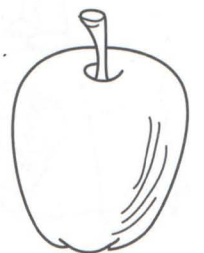

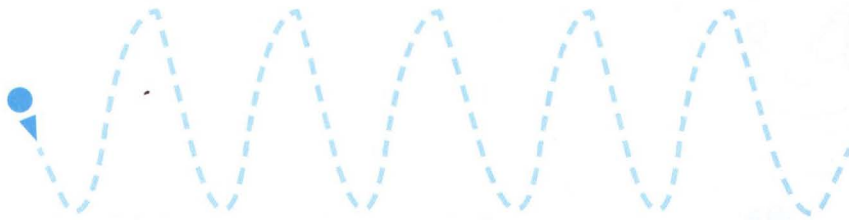




2 Look and match.

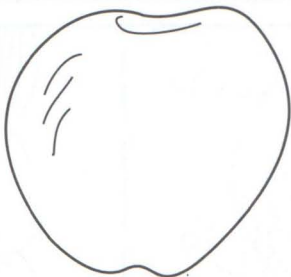

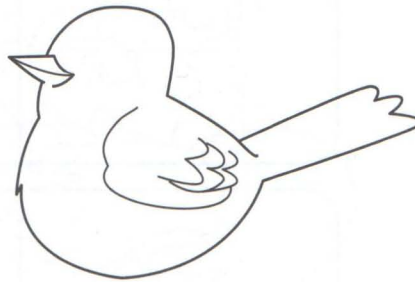





# Lesson 3

## 1 Look and match.






1 Find and draw.





# Lesson 5

## 1 Find and circle.




1 Colour Baz and Jig.



[www.irlanguage.com](http://www.irlanguage.com)

**IR**  
Language  
مرجع آموزش زبان ایرانیان

2 Colour Tess and Pat.





# 2 My classroom

## Lesson 1






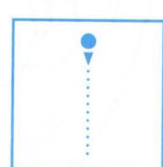


1 Trace and count. Write.



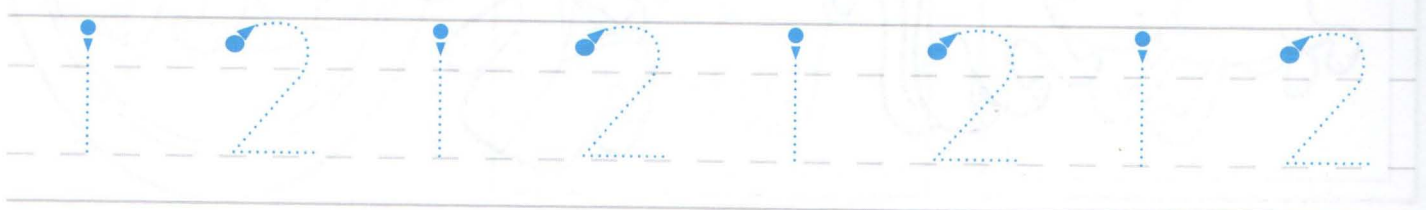
2 Trace and count. Write.



1 Count and trace.



2 Trace.





# Lesson 3




1 Count and match.



1 Find and colour the picture with 1 dog.


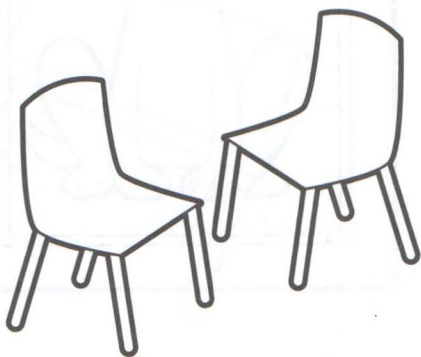


2 Find and colour the picture with 2 cats.










# Lesson 5

1 Look and match.



1 Look, count and circle.







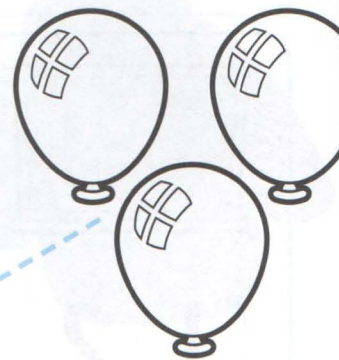
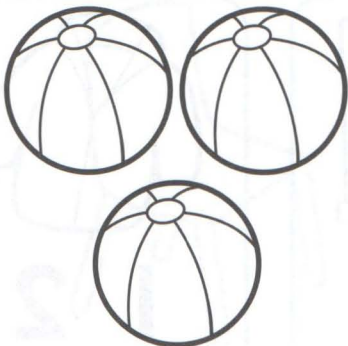
# 3 My toys

## Lesson 1

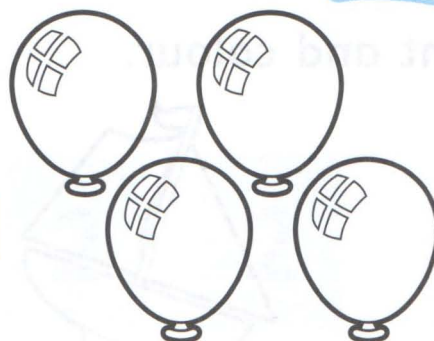
1 Trace and count. Write.



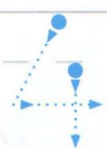
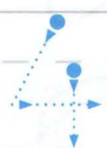
2 Count and match.



1 Trace and count. Write.




4




2 Count and circle.




1 2 3 4



1 2 3 4



1 2 3 4



1 2 3 4



1 2 3 4

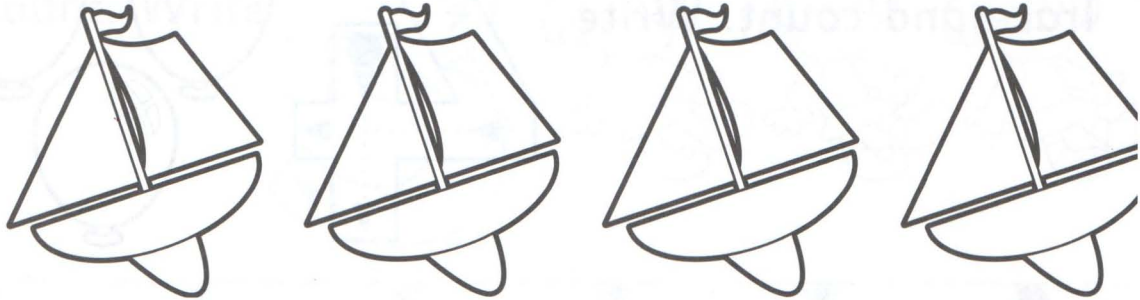


1 2 3 4


# Lesson 3

1 Count and colour.


1



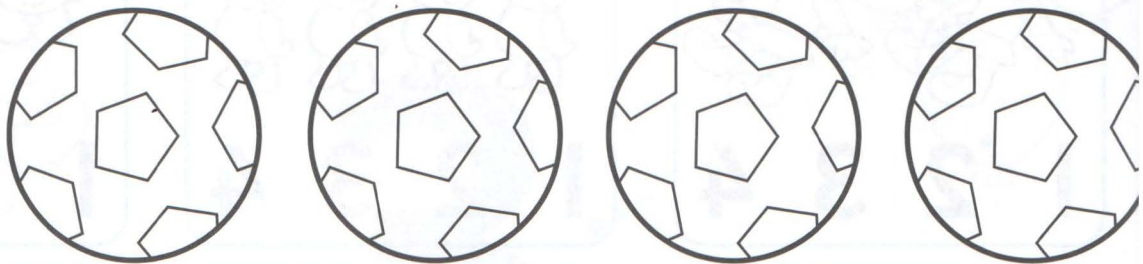
2



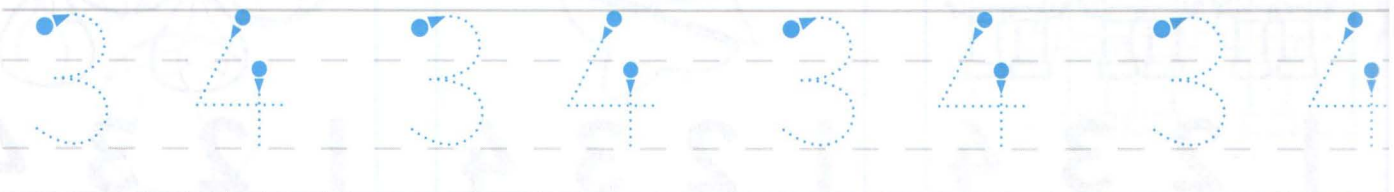
3



4



2 Trace.



**Lesson 4**



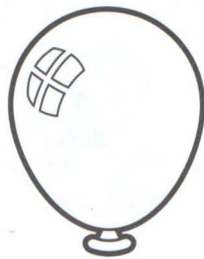


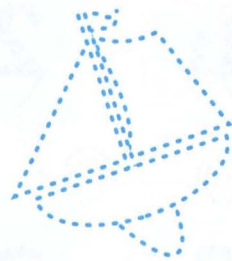





**1** Follow the numbers.

<b>2</b>	2	2	a	2	2	<b>2</b>
	b	2	2	2	c	
<b>3</b>	3	3	d	3	3	<b>3</b>
	e	3	3	3	f	
<b>4</b>	a	4	4	4	b	<b>4</b>
	4	4	c	4	4	

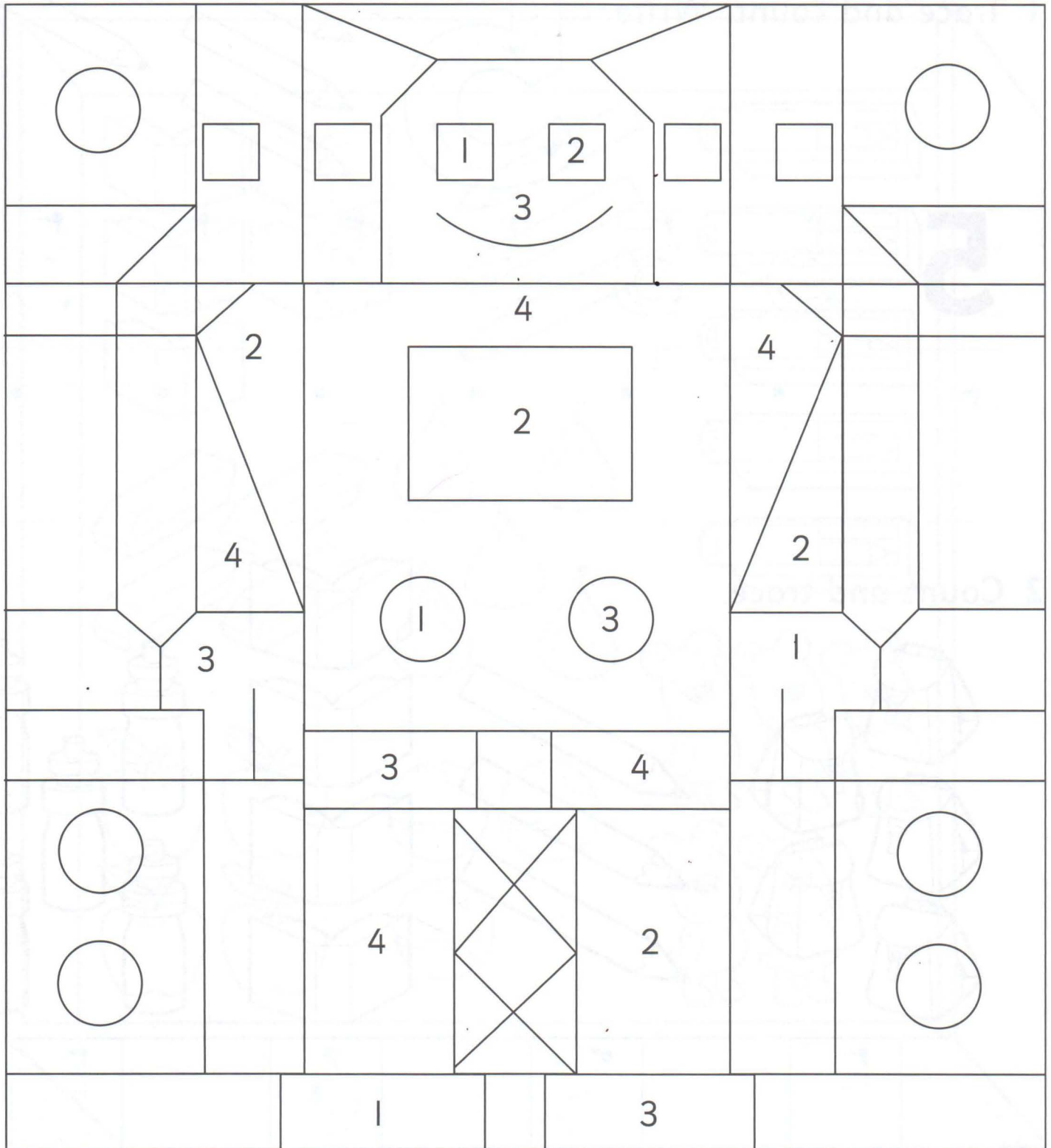
# Lesson 5

1 Draw, count and write.

# 1 2 3 4



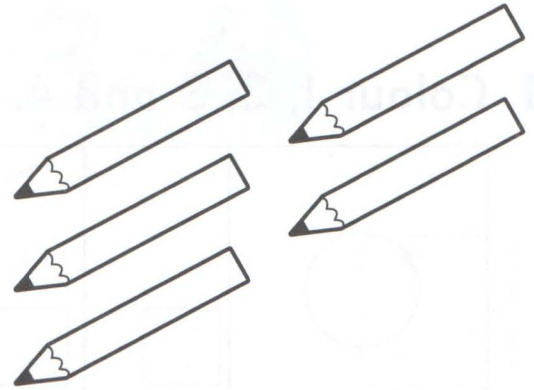
1 Colour 1, 2, 3 and 4.



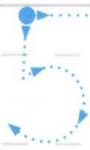
# 4 My things

## Lesson 1


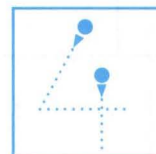
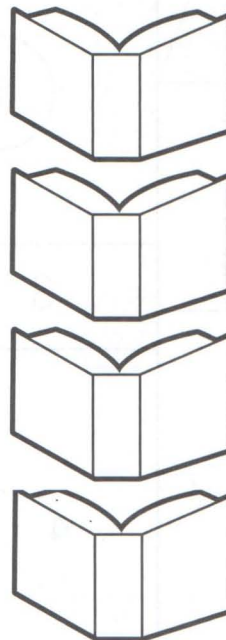
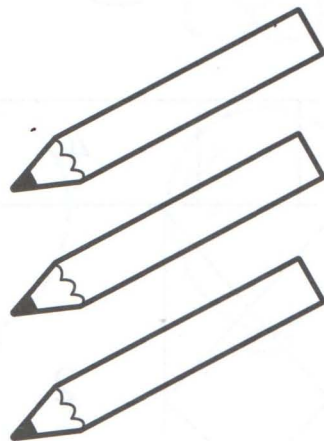

1 Trace and count. Write.



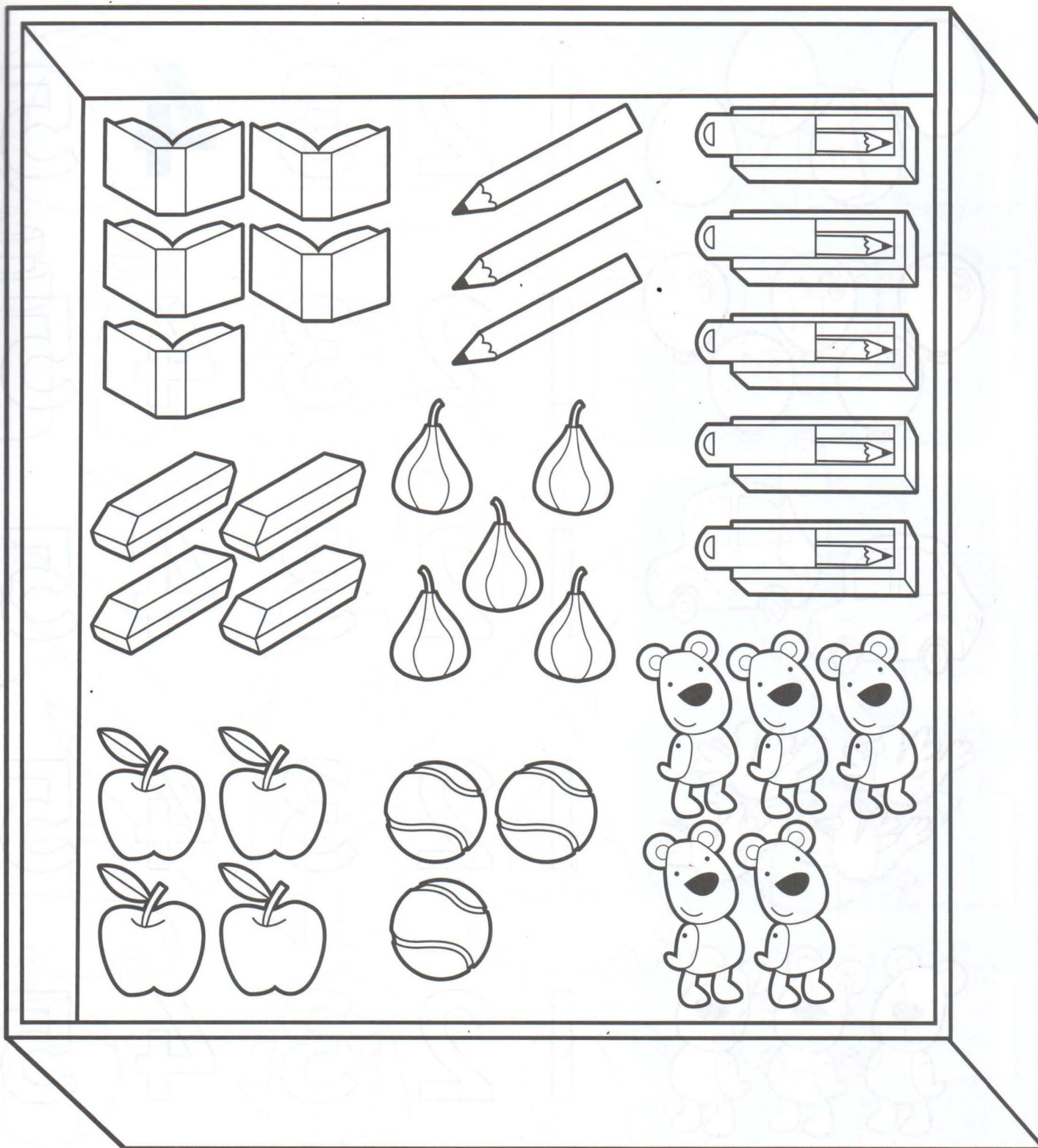
5



2 Count and trace.




1 Count and circle groups of 5.






# Lesson 3


1 Count and colour the number.



1 2 3 4 5




1 2 3 4 5



1 2 3 4 5

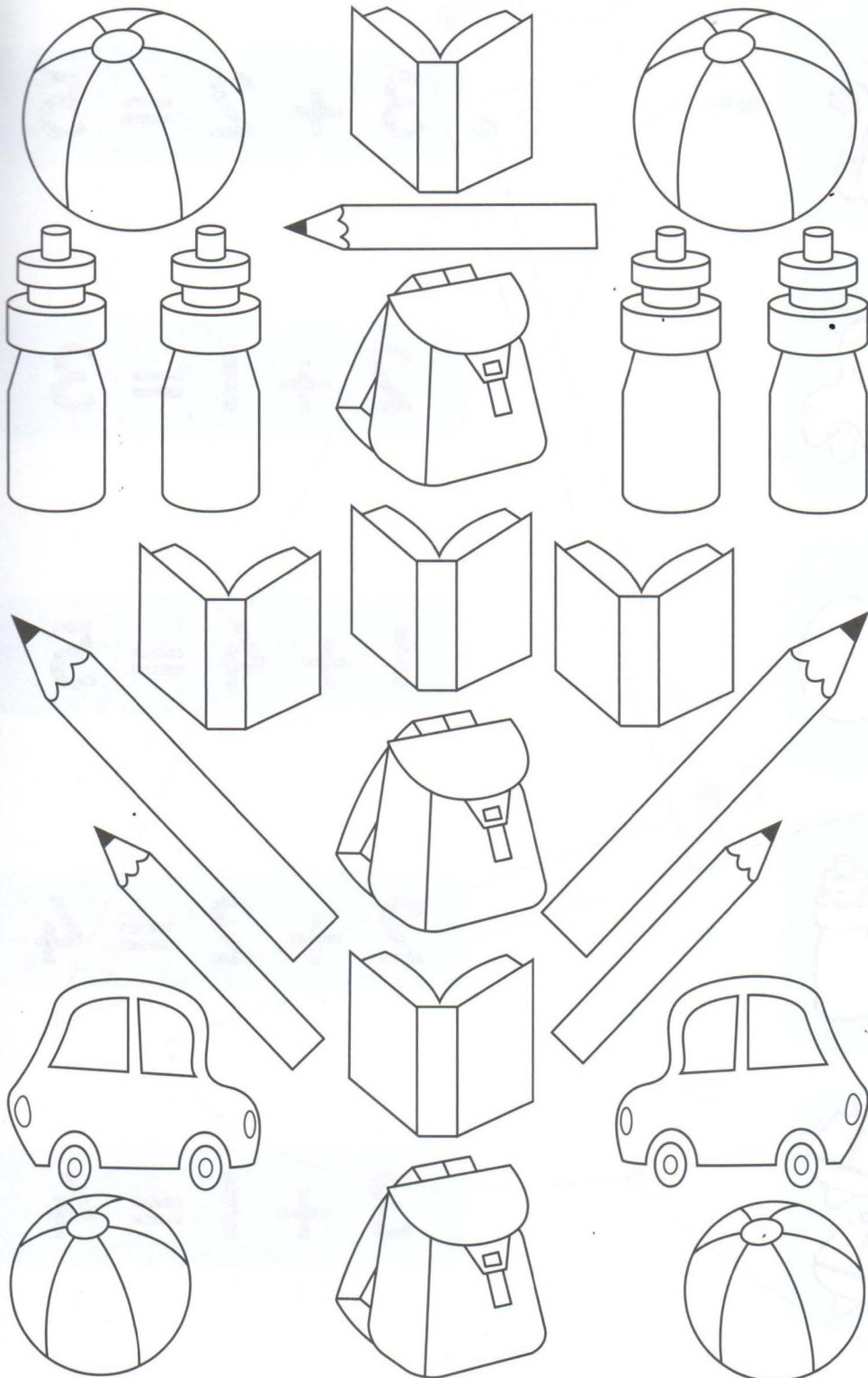








1 2 3 4 5



1 2 3 4 5


1 Look, count and write.




	<input type="text" value="3"/>
	<input type="text"/>
	<input type="text"/>
	<input type="text"/>
	<input type="text"/>
	<input type="text"/>

## Lesson 5

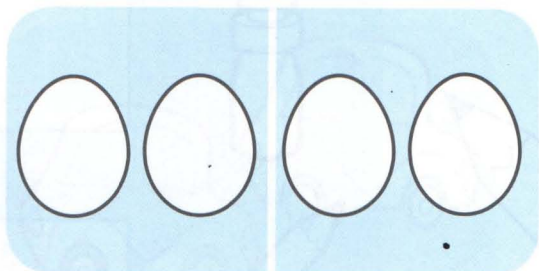
### 1 Count and match.



$$3 + 2 = 5$$




$$2 + 1 = 3$$



$$1 + 4 = 5$$

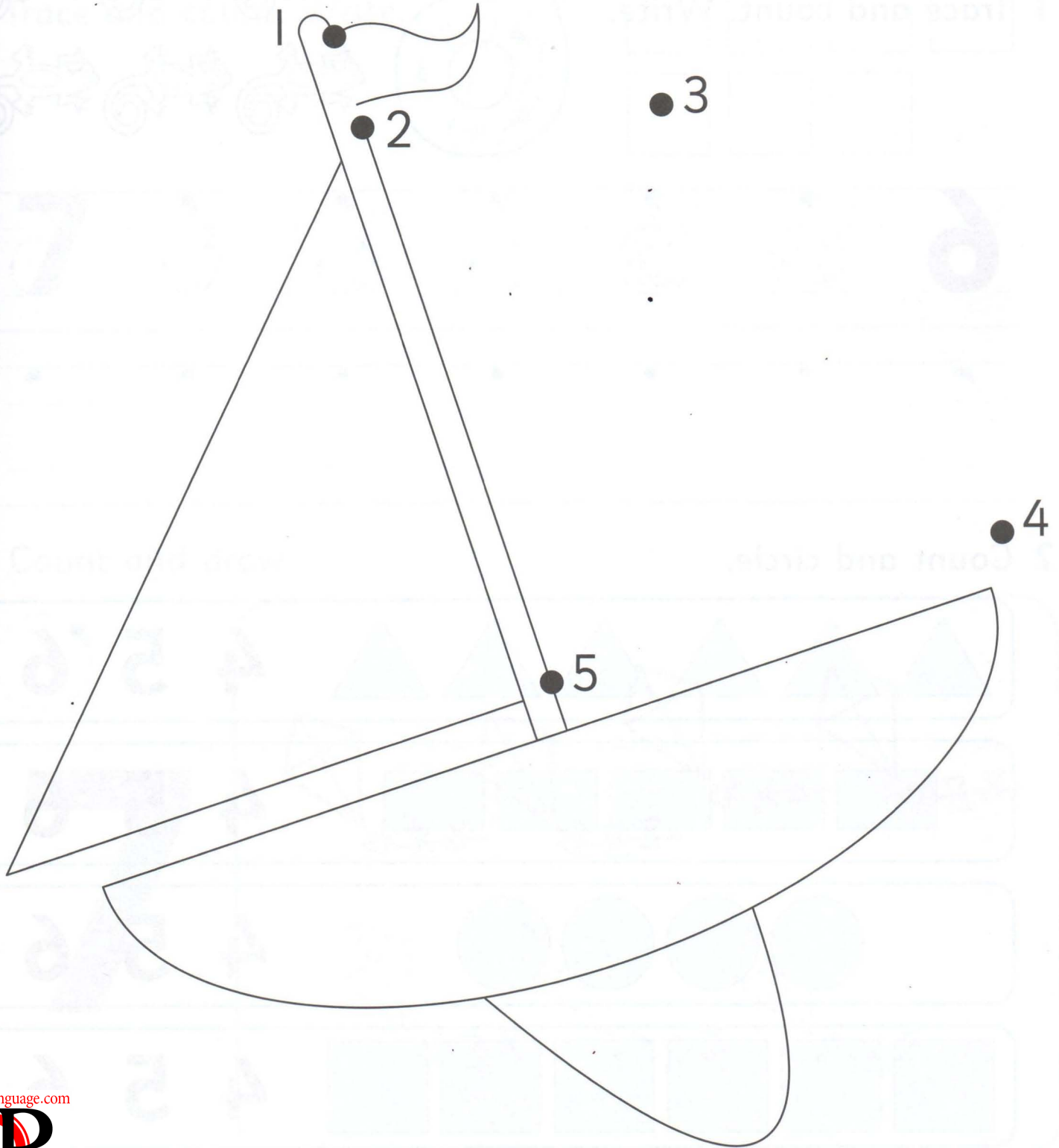


$$2 + 2 = 4$$



$$3 + 1 = 4$$

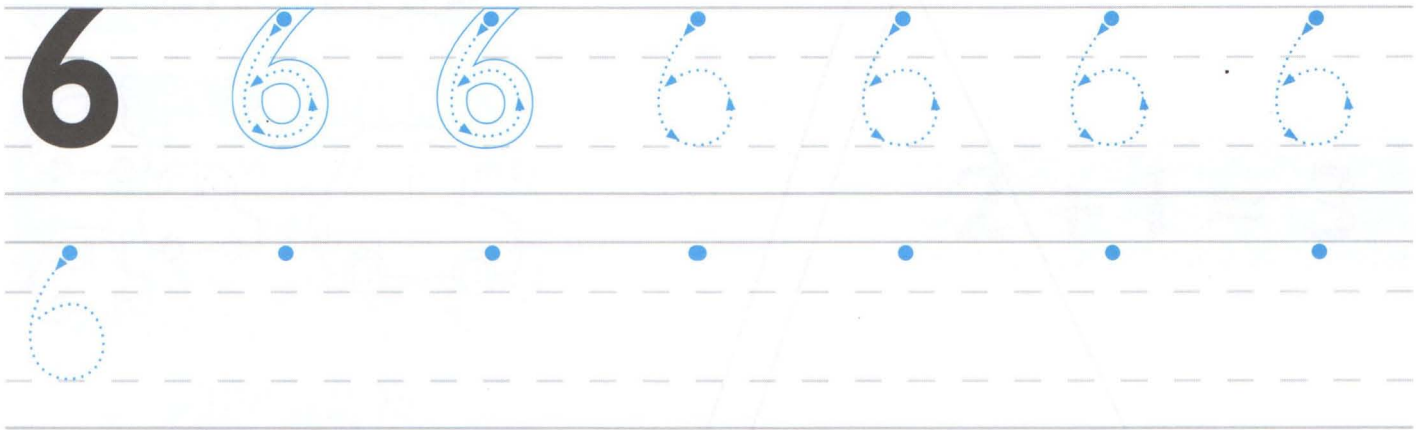

1 Join the dots. Colour.





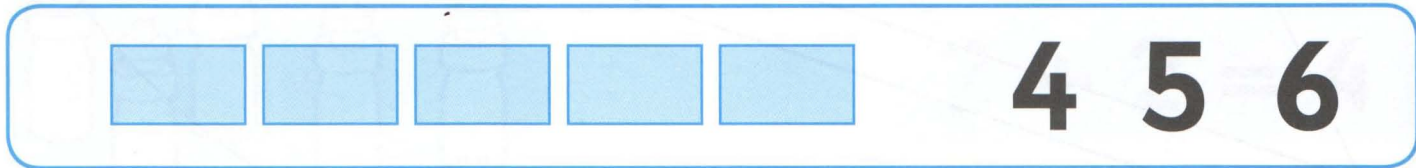
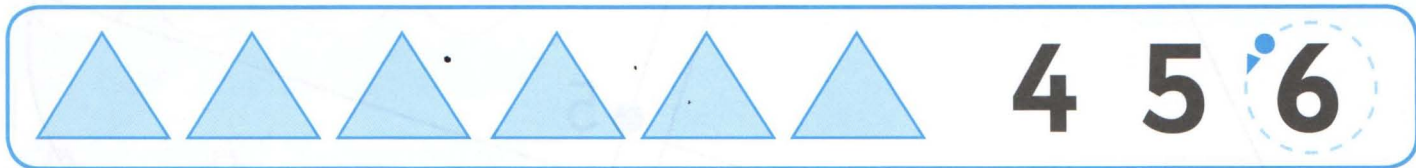
# 5 My colours

## Lesson 1





1 Trace and count. Write.



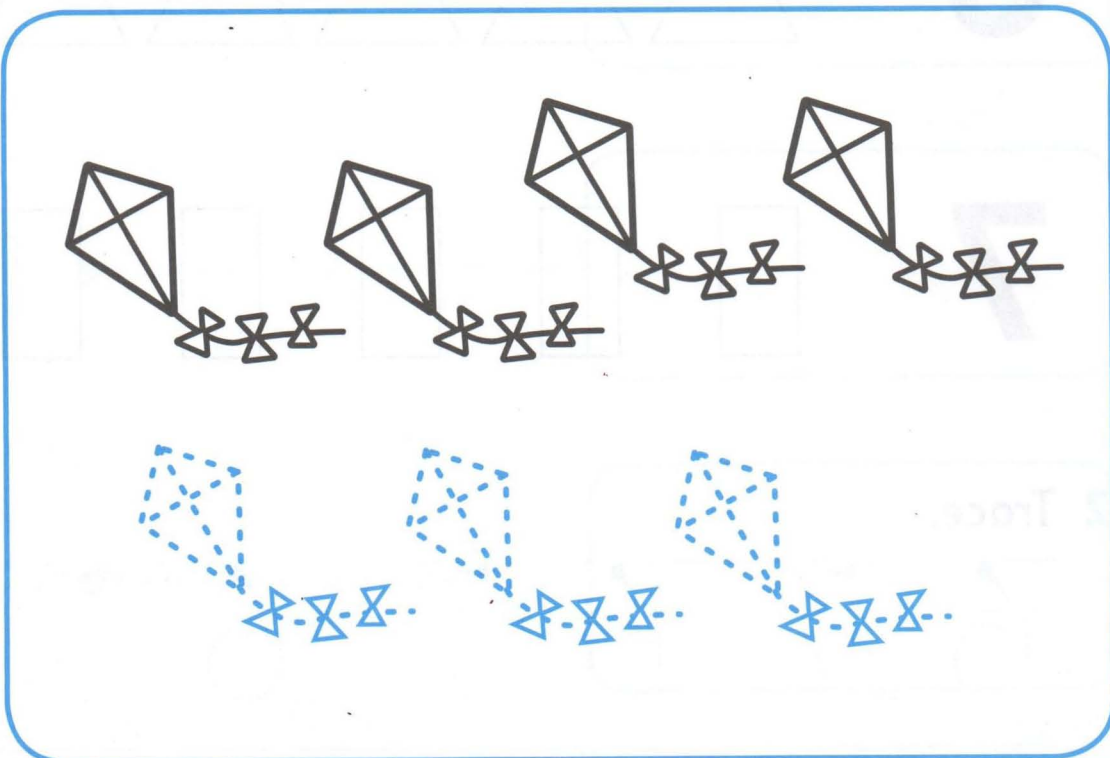
2 Count and circle.



1 Trace and count. Write.



2 Count and draw.



## Lesson 3

1 Count and colour.

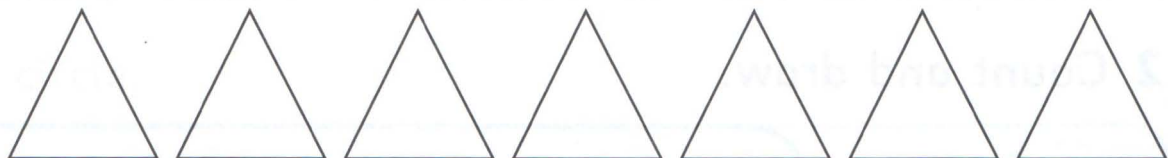
4




5



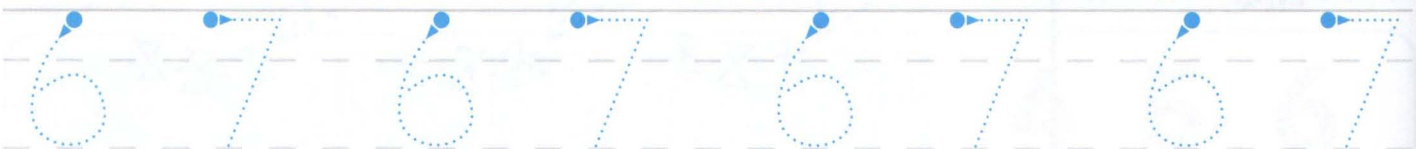
6



7




2 Trace.




1 Trace, match and draw.

Look, count and write.

3




4



5



6




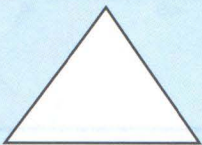



7





# Lesson 5

1 Look, count and write.

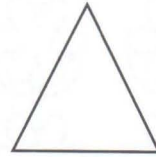


1 Colour, count and write.



orange





green



blue




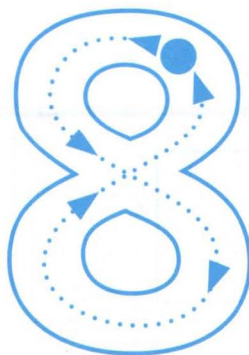
yellow



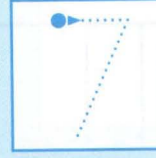

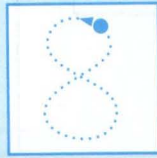


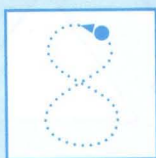

# 6 My farm

## Lesson 1


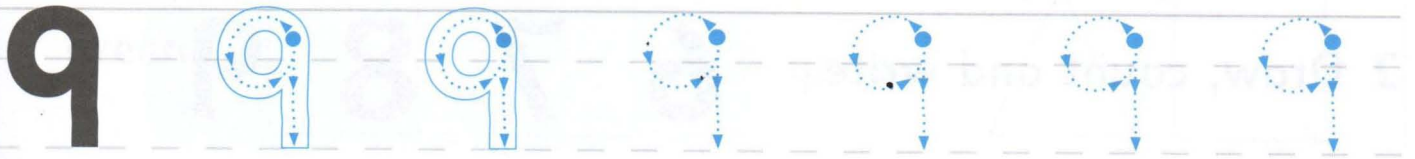


1 Trace and count. Write.





2 Count and trace.



1 Trace and count. Write.

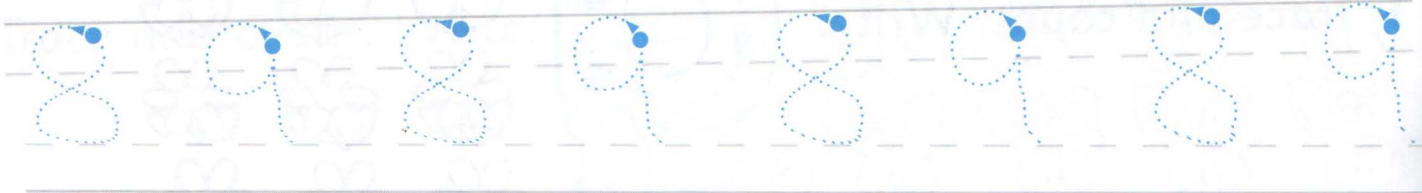


2 Trace, match and count.




# Lesson 3

1 Trace.



2 Draw, count and write.

6 7 8 9




1 Colour, count and write.



blue



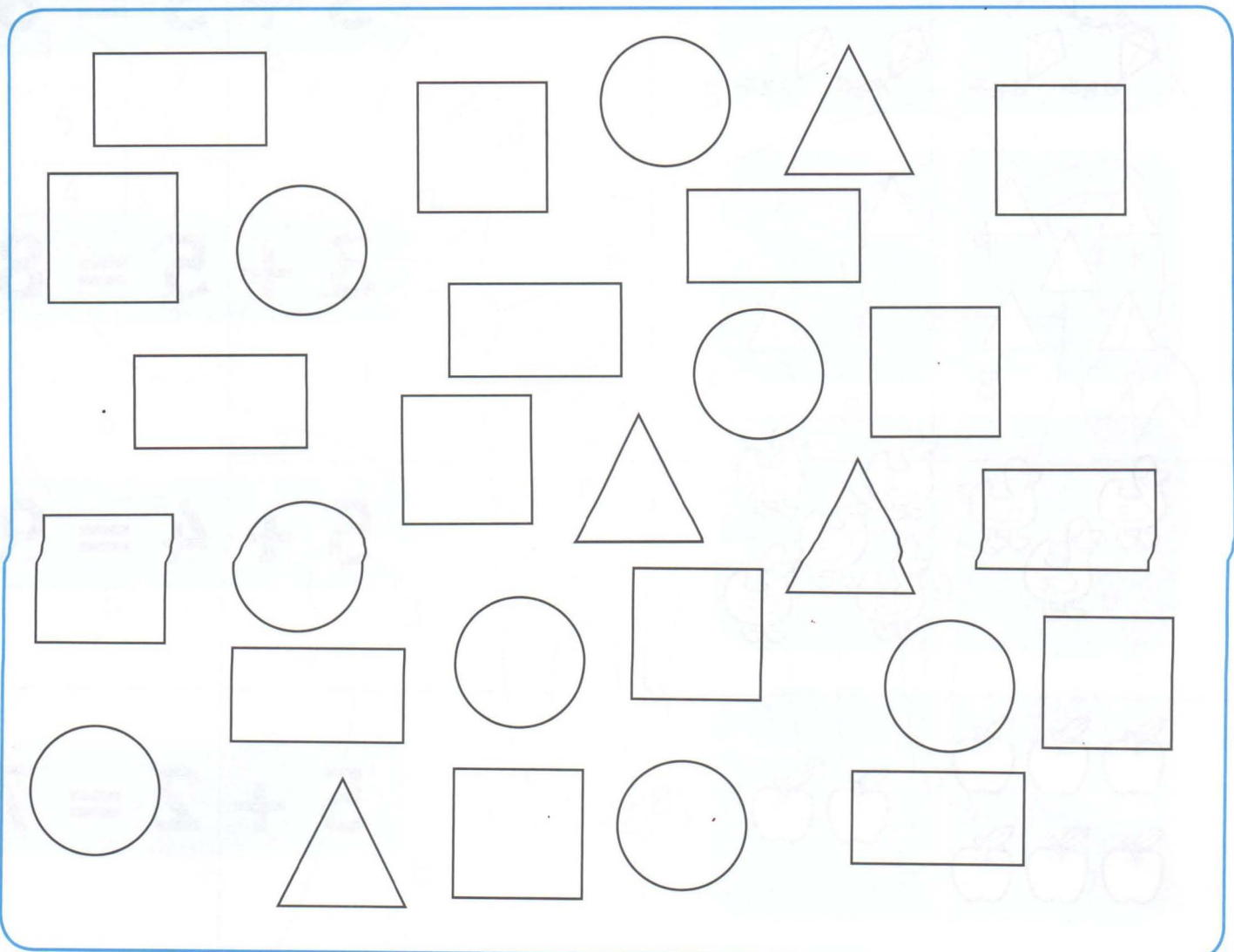
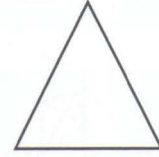
red



green

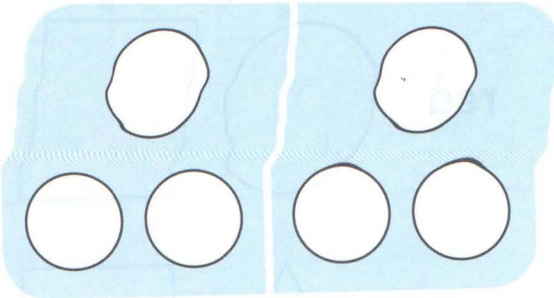


yellow




# Lesson 5

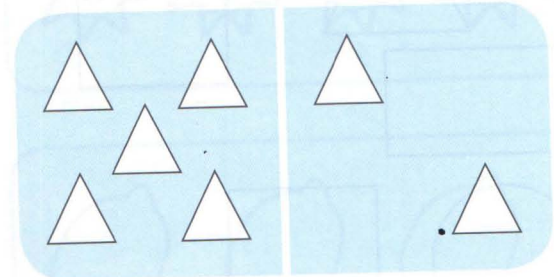
## 1 Count and match.




$$6 + 2 = 8$$




$$3 + 3 = 6$$



$$3 + 5 = 8$$




$$5 + 4 = 9$$



$$5 + 2 = 7$$

1 Colour 7, 8 and 9.


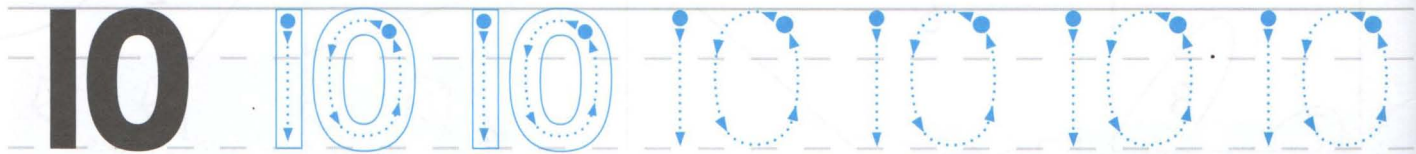
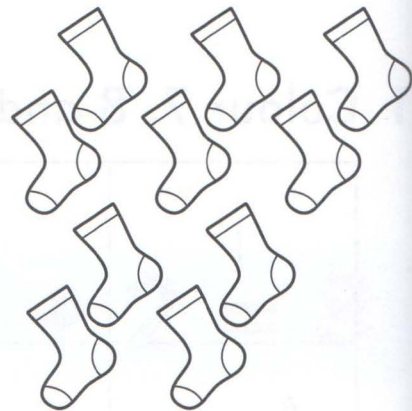
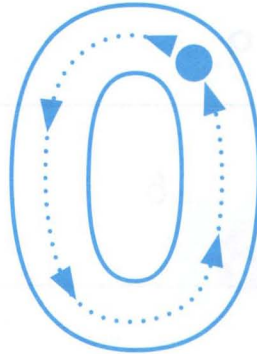




# 7 My clothes


## Lesson 1

1 Trace and count. Write.



2 Count and draw.

# 10




1 Trace.



2 Write the next number.

3



8



2



5



7




9



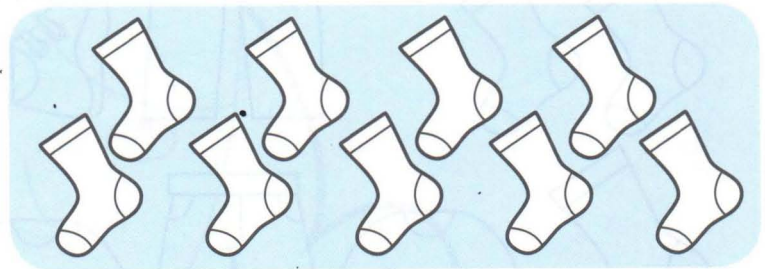


1 Count and match.


6



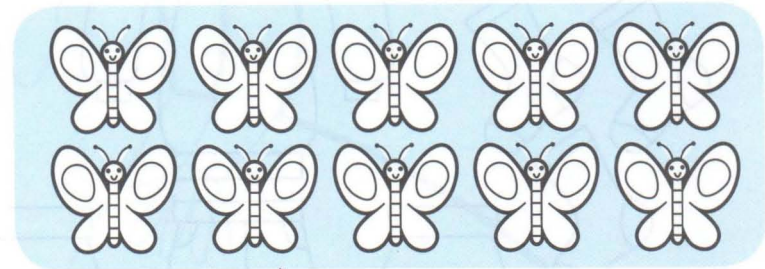
7




8



9

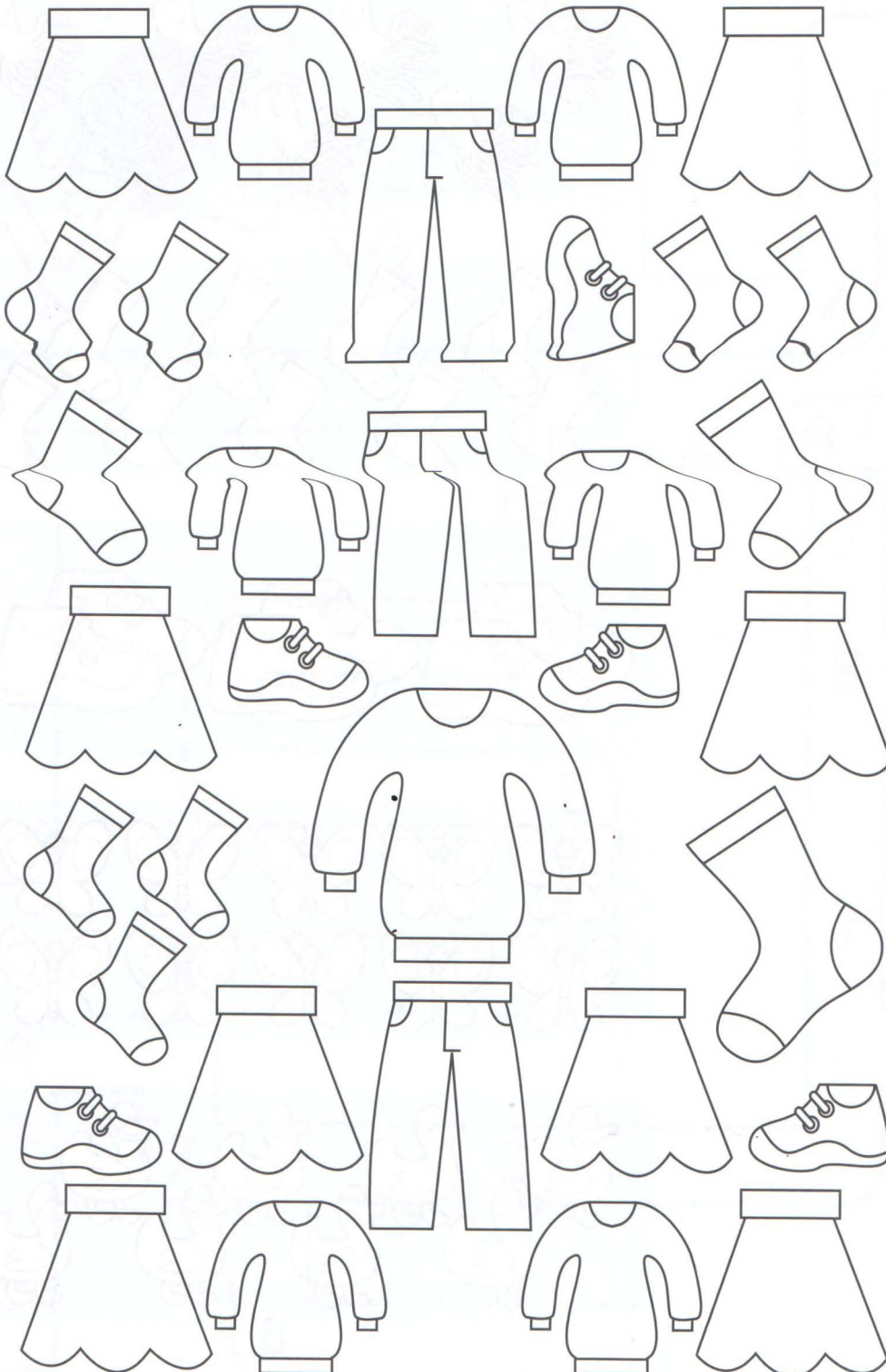


10



# Lesson 5

1 Look, count and write.



Count and match.


1 Join the dots. Colour.

10 ●      ● 2      ● 4      ● 6  
                 ● 1      ● 3      ● 5

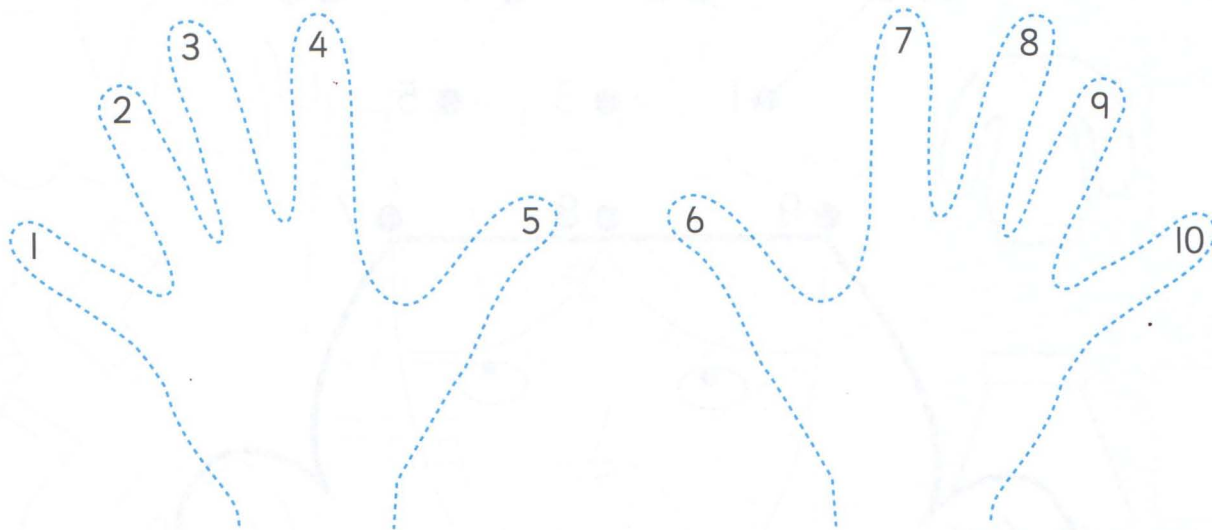
● 9      ● 8      ● 7



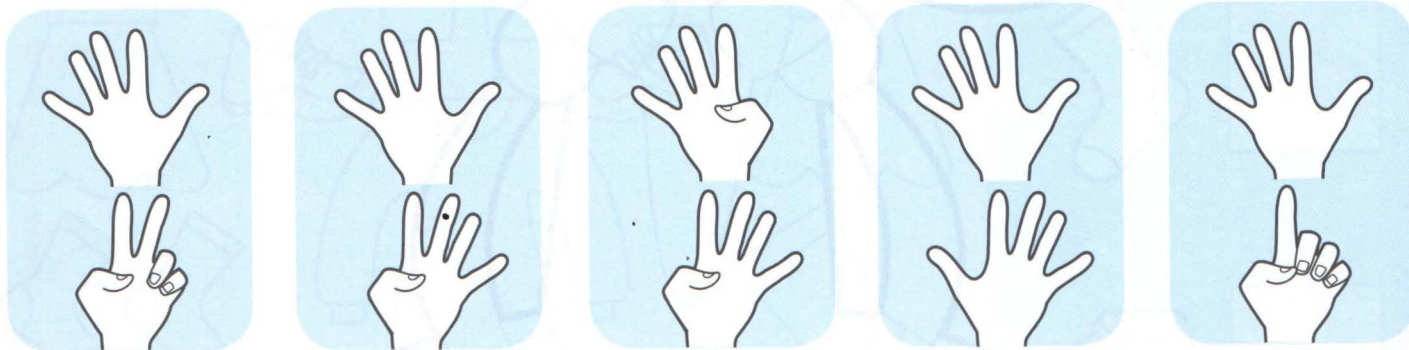
# 8 My body

## Lesson 1

1 Draw.



2 Count and match.



6 7 8 9 10

# Lesson 2


1 Follow the numbers.






# Lesson 3


1 Draw, count and write.



A box containing six rabbits. The top row has three solid rabbits. The bottom row has two solid rabbits and one dashed rabbit. To the right of the dashed rabbit is a square box containing a dashed number 6.



A box containing eight ducks. The top row has four solid ducks. The bottom row has three solid ducks and one dashed duck. To the right of the dashed duck is an empty square box.



A box containing seven flowers. The top two rows each have three solid flowers. The bottom row has one dashed flower. To the right of the dashed flower is an empty square box.

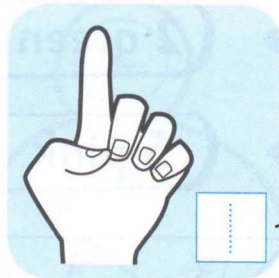


A box containing nine butterflies. The top two rows each have four solid butterflies. The bottom row has one dashed butterfly. To the right of the dashed butterfly is an empty square box.

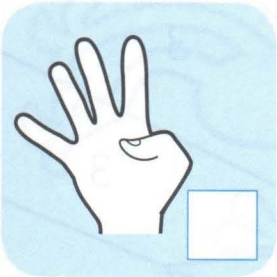
1 Count and write.



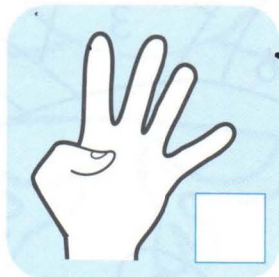
+



=



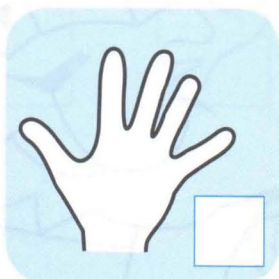
+



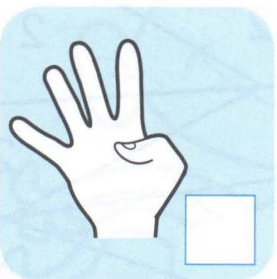
=



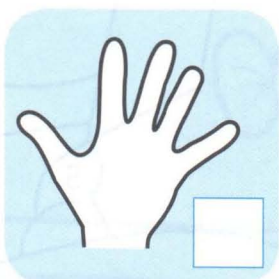
+



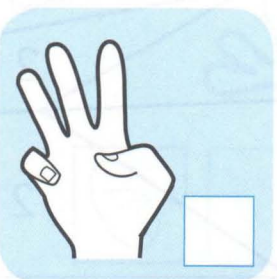
=



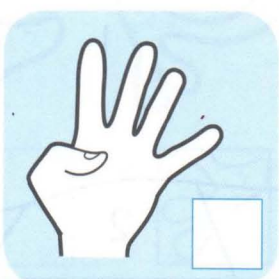
+



=



+


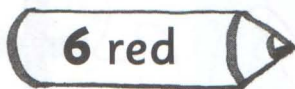
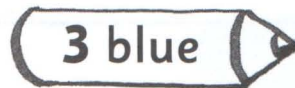
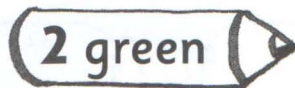
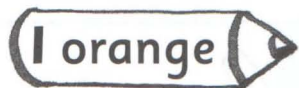


=




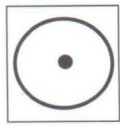



# Lesson 5

## 1 Colour.






1 Look, count and write.








# 9 My family

## Lesson 1

1 Look and match.



1 Trace, match and draw.



# Lesson 3

1 Match, count and colour.

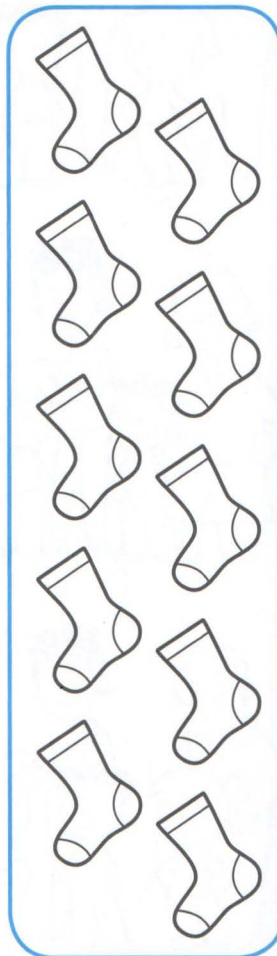
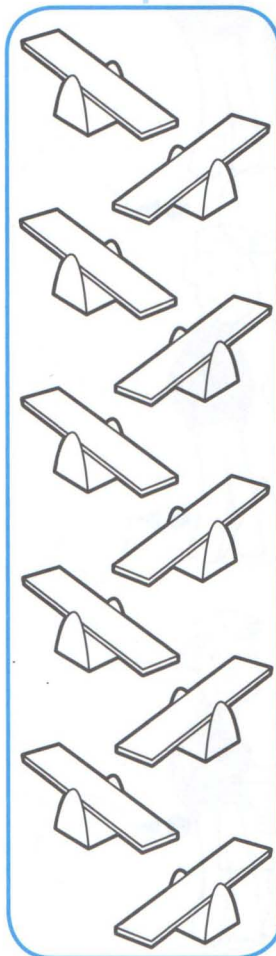


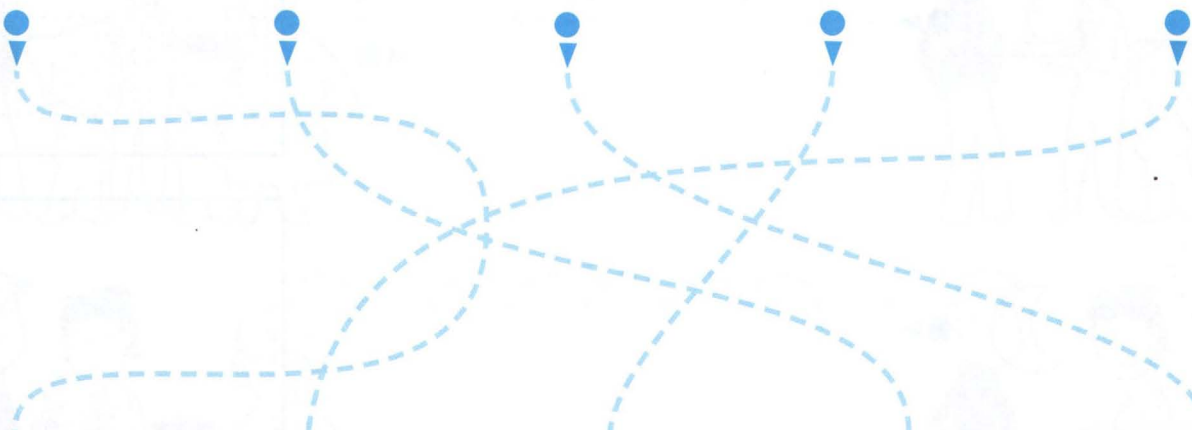
# 6

# 7


# 8

# 9


# 10



1 Look, count and trace.



2 Draw your family. Count and write.





# Lesson 5

1 Look and write.

1	2	3	4	5
---	---	---	---	---

3	4	5		7
---	---	---	--	---

5	6	7	8	
---	---	---	---	--

10	9	8	7	
----	---	---	---	--

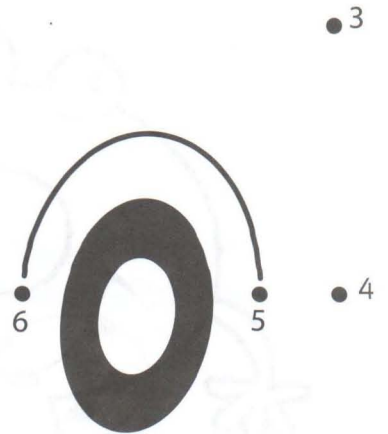

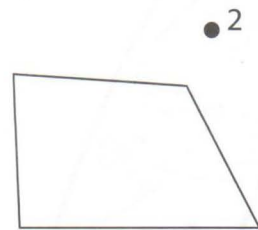
7	6		4	3
---	---	--	---	---

5	4	3	2	
---	---	---	---	--

1 Look and write.

1			4	5		7		9	
---	--	--	---	---	--	---	--	---	--



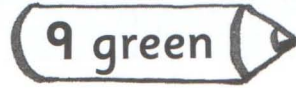

2 Join the dots. Colour.



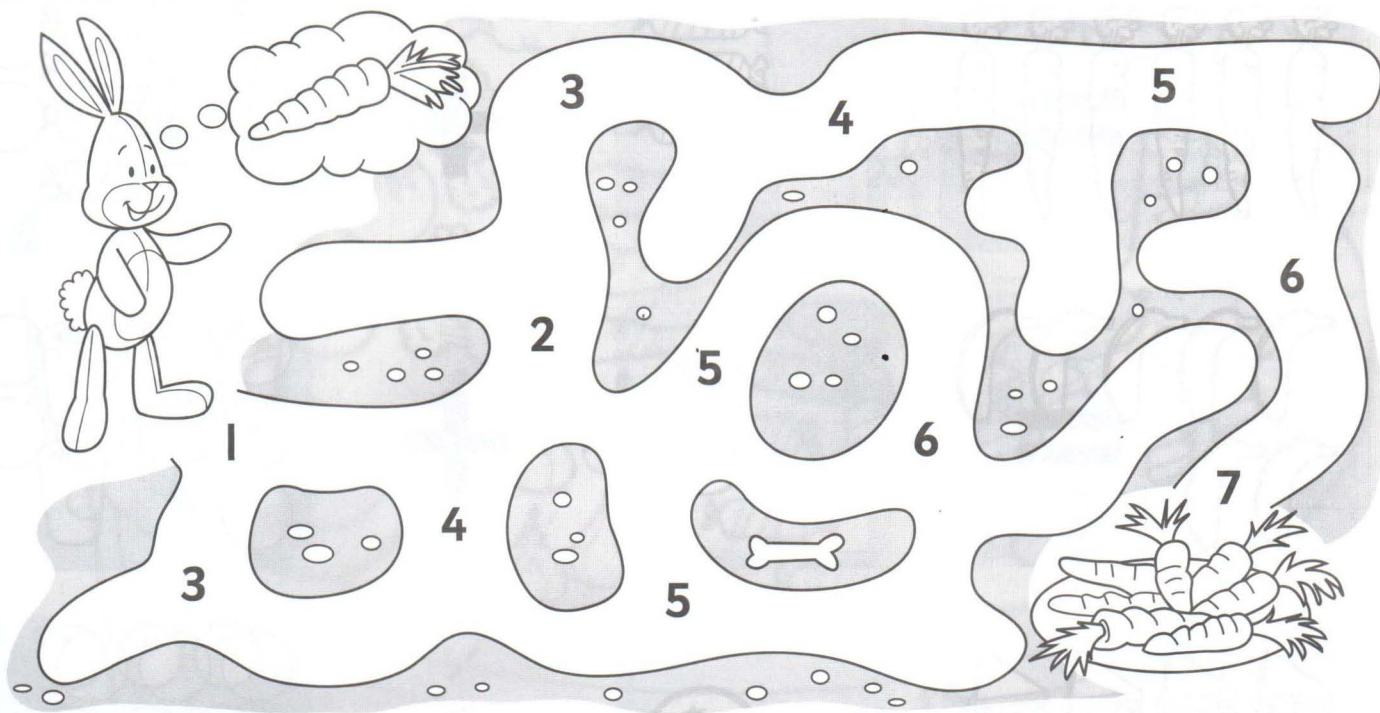
# 10 My food

## Lesson 1


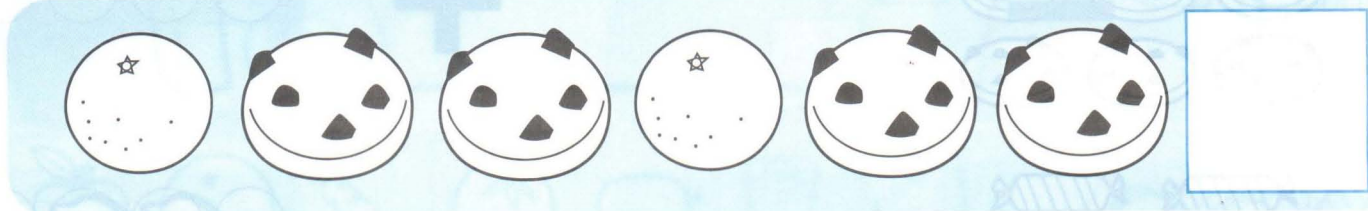

1 Colour the numbers.



1 Follow the numbers.





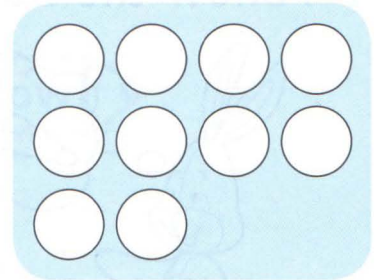



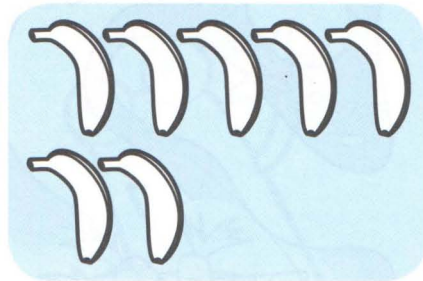



2 Look and draw.

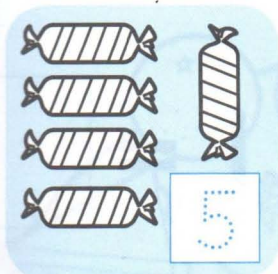


# Lesson 3

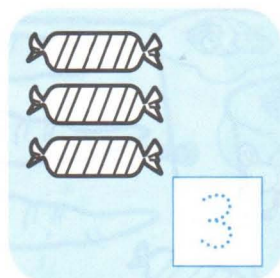
## 1 Count and match.



1 Count and write.




+



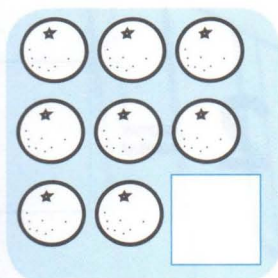
=




+



=




+




=




+



=



+




=




## Lesson 5


1 Count, match and write.



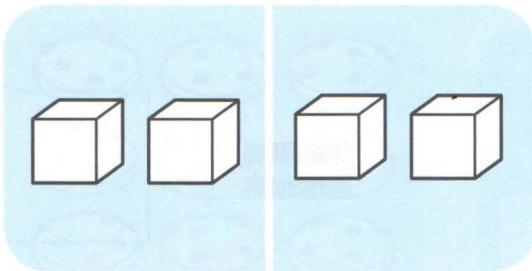
$$3 + 1 = \square$$



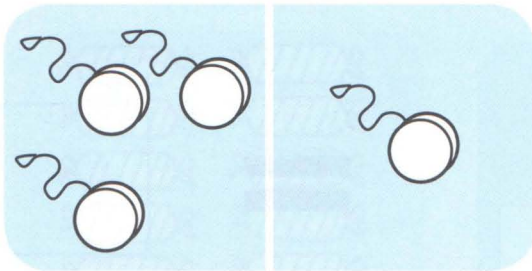
$$3 + 2 = \square$$



$$2 + 2 = \square$$




$$5 + 1 = \square$$



$$3 + 4 = \square$$

Lesson 6

1 Look, count and write. Colour.






# OXFORD

UNIVERSITY PRESS

Great Clarendon Street, Oxford OX2 6DP

Oxford University Press is a department of the University of Oxford.  
It furthers the University's objective of excellence in research, scholarship,  
and education by publishing worldwide in

Oxford New York

Auckland Cape Town Dar es Salaam Hong Kong Karachi  
Kuala Lumpur Madrid Melbourne Mexico City Nairobi  
New Delhi Shanghai Taipei Toronto

With offices in

Argentina Austria Brazil Chile Czech Republic France Greece  
Guatemala Hungary Italy Japan Poland Portugal Singapore  
South Korea Switzerland Thailand Turkey Ukraine Vietnam

OXFORD and OXFORD ENGLISH are registered trade marks of  
Oxford University Press in the UK and in certain other countries

© Oxford University Press 2009

The moral rights of the author have been asserted

Database right Oxford University Press (maker)

First published 2009

2013 2012 2011 2010 2009

10 9 8 7 6 5 4 3

## No unauthorized photocopying

All rights reserved. No part of this publication may be reproduced,  
stored in a retrieval system, or transmitted, in any form or by any means,  
without the prior permission in writing of Oxford University Press,  
or as expressly permitted by law, or under terms agreed with the appropriate  
reprographics rights organization. Enquiries concerning reproduction  
outside the scope of the above should be sent to the ELT Rights Department,  
Oxford University Press, at the address above

You must not circulate this book in any other binding or cover  
and you must impose this same condition on any acquirer

Any websites referred to in this publication are in the public domain and  
their addresses are provided by Oxford University Press for information only.  
Oxford University Press disclaims any responsibility for the content

ISBN: 978 0 19 443205 4

Printed in China

## ACKNOWLEDGEMENTS

*Illustrations by:* John Haslam

*Character artwork by:* Paul Gibbs and John Haslam pp 4, 5, 6, 7, 8, 9, 32, 47, 50,  
55, 59.

# First Friends 1

*First Friends* is a two-year beginner's course that develops vocabulary, practises phonics, and teaches family values.

- Class Book with Audio CD
- Activity Book
- Numbers Book
- Teacher's Book
- Class Audio CD
- Resource Pack: 106 flashcards, 6 posters



**OXFORD**  
UNIVERSITY PRESS

www.oup.com/elt

OXFORD ENGLISH  
ISBN 978-0-19-443205-4



9 780194 432054