

American


2nd Edition

Family and Friends

2

Workbook

www.irLanguage.com



مرجع آموزش زبان ایرانیان
www.irLanguage.com

OXFORD

مرجع زبان ایرانیان

Naomi Simmons

American
**Family
and
Friends**
2
2nd Edition
Workbook

مرجع آموزش زبان ایرانیان
www.OL.com
irLanguage.com



این مجموعه با لوگوی مرجع زبان ایرانیان
به صورت نشر برخط و حامل به ثبت رسیده است.
کپی برداری از آن خلاف قانون، شرع و اخلاق است و شامل پیگرد خواهد شد.

Contents

Starter	Welcome back!	4
Unit 1	Our new things	8
	About me: writing about my classroom	13
	Fluency Time! 1	14
Unit 2	They're happy now!	16
	About me: writing about my feelings	21
	Math Time!	22
Unit 3	I can ride a bike!	24
	About me: writing about what I can and can't do	29
	Review 1	30
Unit 4	Do you have a milkshake?	32
	About me: writing about my lunchbox	37
	Fluency Time! 2	38
Unit 5	We have English!	40
	About me: writing about my school subjects	45
	Art Time!	46
Unit 6	Let's play after school!	48
	About me: writing about what I do after school	53
	Review 2	54
Unit 7	Let's buy presents!	56
	About me: writing about presents for my mom	61
	Fluency Time! 3	62
Unit 8	What time is it?	64
	About me: writing about my day	69
	Science Time!	70
Unit 9	Where does she work?	72
	About me: writing about where my family work	77
	Review 3	78

Unit 10	It's hot today!	80
	About me: writing about the weather	85
	Fluency Time! 4	86
Unit 11	What are you wearing?	88
	About me: writing about the clothes I'm wearing	93
	Social Studies Time!	94
Unit 12	You're sleeping!	96
	About me: writing about my family at a party	101
	Review 4	102
Unit 13	Look at all the animals!	104
	About me: writing about a farm visit	109
	Fluency Time! 5	110
Unit 14	Look at the photos!	112
	About me: writing about me and my friends in 2nd grade	117
	Geography Time!	118
Unit 15	Good job!	120
	About me: writing about a school open day	125
	Review 5	126
	Picture dictionary	128

Lesson One

1 Write.

Tim brown long short Rosy green curly Billy



Her name's Rosy.

She has _____ hair.

She has _____ eyes.



His name's _____.

He's Rosy's cousin.

He has _____ hair.

He has _____ eyes.




His name's _____.

He's Rosy's brother.

He has _____ hair.

2 Find and circle the family words.

mom dad brother cousin grandma grandpa



1 Write your name. Circle the correct word and write. Then draw yourself.

1 My name's _____.

2 I'm _____.

six seven eight

3 _____ hair.

blond brown black red

4 I have _____ hair.


long short

5 I have _____ hair.

straight curly

6 I have _____ eyes.

brown blue gray green



2 Order the words. Match.


1 Rosy's This . mom is

This is Rosy's mom.

c

2 dad is This Rosy's .

3 . cousin Tim is Rosy's



Lesson Three

1 Match.

1 Hello.

b

a I'm seven.

2 How are you?

b Hi.

3 What's your name?

c Bye.

4 How old are you?

d I'm fine, thank you.

5 Goodbye.

e My name's Jasmin.


2 Write.

~~Her~~ His He's She's

This is my sister. Her name's Jasmin.
_____ seven.



This is my friend. _____ name's Sam.
_____ nine.



3 Find and circle the days of the week. Write.


Sunday Monday ~~Tuesday~~ Wednesday Thursday Friday Saturday

T	S	a	t	u	r	d	a	y	S
h	★	★	★	★	★	★	★	★	u
u	★	T	u	e	s	d	a	y	n
r	★	F	r	i	d	a	y	★	d
s	★	★	★	★	★	★	★	★	a
d	W	e	d	n	e	s	d	a	y
a	★	★	★	★	★	★	★	★	★
y	★	★	★	M	o	n	d	a	y

Today is _____.


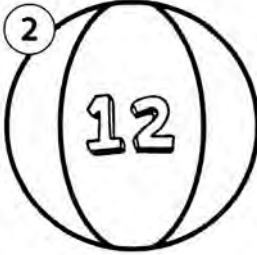
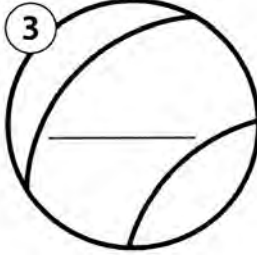

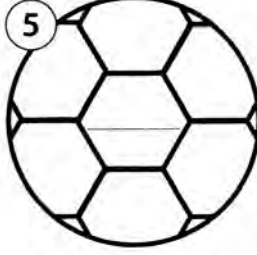

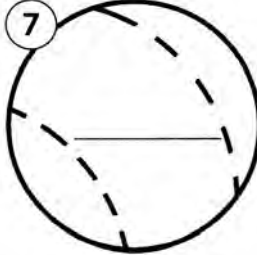

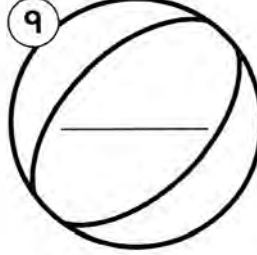

1 Count and write.

There is There are



- | | |
|------------------------------|-----------------|
| 1 <u>There are two</u> cars. | 2 _____ train. |
| 3 _____ balls. | 4 _____ puzzle. |
| 5 _____ teddy bear. | 6 _____ kites. |

2 Write the missing words and numbers.

<p>1 </p> <p>eleven</p>	<p>2 </p> <p><u>twelve</u></p>	<p>3 </p> <p>thirteen</p>	<p>4 </p> <p>_____</p>	<p>5 </p> <p>fifteen</p>
<p>6 </p> <p>_____</p>	<p>7 </p> <p>seventeen</p>	<p>8 </p> <p>_____</p>	<p>9 </p> <p>nineteen</p>	<p>10 </p> <p>_____</p>


1

Our new things

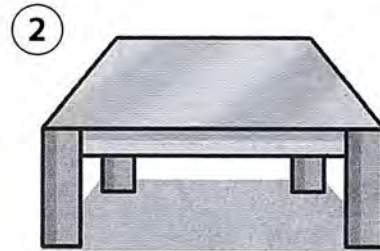
Lesson One Words

1 Find and circle the words.


coat hooks pencil cases classroom computers table board




dclassroomopl



acltablebi



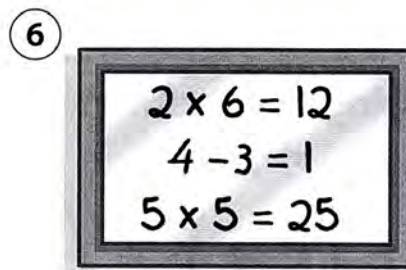
jbcoathookswq



skocomputersrt



xpencilcasest




upboardzx

2 Look at the numbers in Exercise 1 and write.

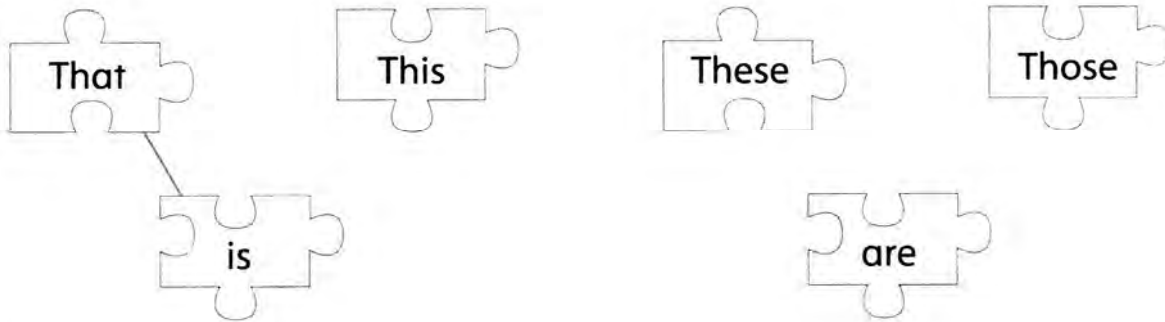
- 1 Look at this classroom.
- 2 There is a new _____.
- 3 There are new _____.
- 4 There are new _____.
- 5 There are new _____.
- 6 There is a new _____.

1 Match.

1 this d 2 that 3 these 4 those



2 Match.




3 Write.

This is That is ~~These are~~ Those are


1

These are
tables and chairs.




2

coat hooks.




3

a computer.



4

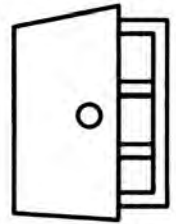

a board.



Lesson Three Words

1 Find and circle the words.

picture poster ~~cabinet~~ drawers




cabinet picture poster drawers

2 Look and write.


drawers poster ~~picture~~ chair board
pencil case books computer coat hooks



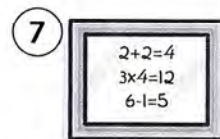
1 p i c t u r e
2 n



3 m
 y

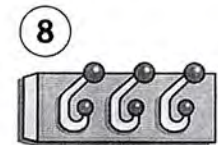


4 c



5 a

6 s
7 r



8 o
9 o
 m

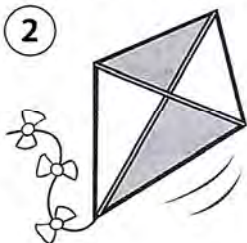
1 Write the missing letters.




2 Say the word. Say the sound. Circle the beginning letter.




b h g



l d k



g y j



o a c



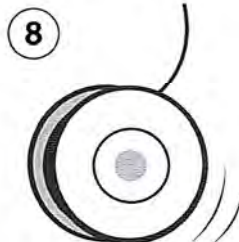
r p g




o w u




t b d



g h y




t s z



o a e

3 Match the capital and small letters.



Skills Time!


Lesson Five

Reading

1 Read.



My name's Layla. I'm in class 2A. This is my classroom. The tables are long. There's a big board and there are two computers. There are big posters on the wall. There are pictures too. Can you see my picture? It's a picture of my family. My teacher is Miss Green. She's very nice.



2 Read again. Circle five things in Layla's classroom.

3 Circle the incorrect word. Then write the sentence correctly.

1 The girl's name is Tina.

The girl's name is Layla.

2 She's in class 4B.

3 The tables are short.

4 There's a small board.

5 There are four computers.

6 Layla's picture is of her friends.

7 The teacher's name is Miss White.

Writing

1 Write the sentences again with capital letters.

1 this is layla.

This is Layla.

2 layla's teacher is miss green.

3 his name's tim.

4 rosy is tim's cousin.

5 billy is her little brother.

6 they're a happy family.




About me!

2 Circle the things in your classroom.

irLanguage.com

tables chairs board cabinet drawers computer
 window door coat hooks boys girls teachers CD player

3 Draw and write about your classroom.



This is my classroom.

This is the window.

This is the _____.

This _____.

These are the _____.

These _____.

Fluency Time! ①

Everyday English

1 Rewrite the sentences.

1 I can't find my




I can't find my pen.

2 I can't find my






4 Look the cabinet.

3 Look on the



2 Look and write.

kitchen can't Thanks Here there find Look





1 Watch and number in order.



2 Watch again and order the words. What does Kate say?

1 pencil case . can't find I my
I can't find my pencil case.

2 your Look . pillow under

3 . there isn't It

4 is . Here it

5 bed your It's under .



3 Talk with a friend. What's in your bedroom?

2

They're happy now!

Lesson One Words

1 Match.

1 hot



2 cold



3 hungry





4 thirsty



5 happy



6 sad



2 Write.

1



He's happy.

2



She's _____.

3



_____.

4



_____.

5



_____.



6



_____.


1 Write.

They're I'm We're She's He's



2 Write.

they're they we're They're Are aren't



Lesson Three Words

1 Order the words. Match.

1 . tired This is boy

This boy is tired.


d

2 hungry . girls are These

3 angry ? Are they

4 cold aren't boys . These

5 . aren't tired We



2 Find and circle the words. Write.



hungry



h	u	n	g	r	y	★	s
a	b	r	a	v	e	t	c
p	t	★	★	★	★	h	a
p	i	c	o	l	d	i	r
y	r	★	h	o	t	r	e
n	e	r	v	o	u	s	d
★	d	★	★	★	★	t	★
★	★	a	n	g	r	y	★

1 Say the sound. Say the words. Circle the word that contains that sound.

1 sh chair shoes thumb

2 ch teacher fish bath

3 th thumb shoes chair

4 sh chair bath fish

2 Write the missing letters.

sh ch th




shoes



umb



air



teaer




ba



fi

3 Write.

bath teacher shoes teacher fish chair



Look at my ¹ teacher.

Sitting on a ².

Her ³ are blue.

She has long, black hair.

A picture of a ⁴.

And a picture of a ⁵.

Look at my ⁶.





Her name's Miss Wish.

Skills Time!

Lesson Five

Reading

1 Read.




My feelings
I cry when I fall over.
I cry when I am sad.
I cry when Mom is angry,
When I do something bad.


I smile when I am happy.
I smile when I am good.
I smile when I am brave,
When I do something good.

2 Write the words in the correct boxes.

happy sad angry brave bad good



_____ sad _____



3 Read again and write T (true) or F (false).

- I cry when I am happy. F
- I smile when I do something good.
- I cry when I am sad.
- I smile when Mom is angry.
- I smile when I am brave.
- I cry when I do something good.

Writing

1 Write the long and short forms.

long form

short form

1 I am happy.

I'm happy. _____

2 She is tired.

3 _____

They're sad.

4 We are scared.

5 _____

You're hungry.

6 I am thirsty.

7 _____

He's cold.

8 They are nervous.



About me!

2 How are you feeling today? Write ✓ or x.

hot cold tired hungry thirsty happy

sad brave angry scared nervous

3 Draw and write about your feelings.

Today I'm happy. _____

Today I'm _____.

I'm _____.

Today I'm not _____.

I'm not _____.

Math Time!

Topic: Division

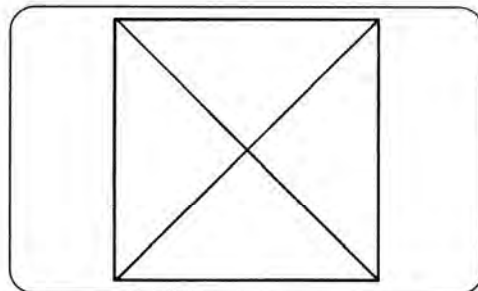
1 Write.

whole half ~~third~~ quarter


- 1 It is in three equal shapes. Each shape is a third.
- 2 It is in two equal shapes. Each shape is a _____.
- 3 There is one shape. The shape is a _____.
- 4 It is in four equal shapes. Each shape is a _____.

2 Read. Color the shapes.

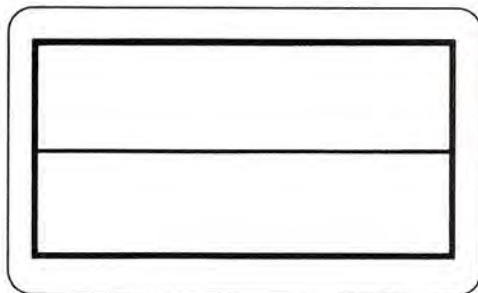
- 1 This square is cut into four quarters. Each quarter is a triangle. Color one quarter red.



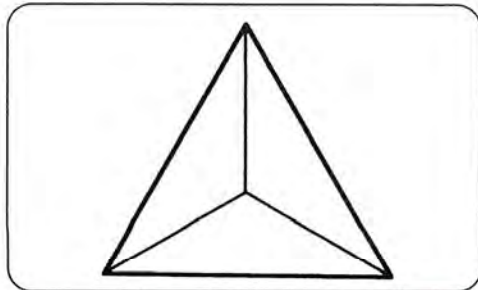
- 2 This square is also cut into four quarters. Each quarter is a square. Color three quarters blue.



- 3 This rectangle is divided into two halves. Each half is a long rectangle. Color one half yellow and one half green.




- 4 This triangle is divided into three thirds. Each third is a small triangle. Color two thirds orange.



1 Listen again and write. 30


circle diamond third quarter
rectangle three quarters half square

1 What part of this square is blue?




The answer is one _____.

2 How much of this circle is red?




The answer is one _____.

3 And the _____? What part is green?



_____ are green.

4 And this _____? How much is orange?



The orange shape is one _____.

2 Look at Exercise 1. Point and say.

3
































I can ride a bike!

Lesson One Words

1 What's next?

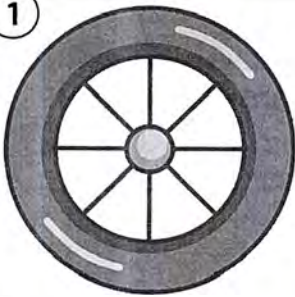
Look, draw, and write.


ride a bike ~~ride a horse~~ skate skateboard
play tennis play soccer

1							ride a horse
2						<input type="text"/>	_____
3						<input type="text"/>	_____
4						<input type="text"/>	_____
5						<input type="text"/>	_____
6						<input type="text"/>	_____

2 Write the words in the correct box.

play tennis skateboard ~~ride a bike~~ skate play soccer

1  ride a bike

2  _____

1 Look and write.

No, she can't. No, he can't. Yes, they can. ~~Yes, he can.~~
 No, they can't. Yes, she can.



Can he ride a bike?

Yes, he can.



Can she skate?



Can they play tennis?



Can they skateboard?



Can she swim?



Can he ride a horse?

2 Look again and write.

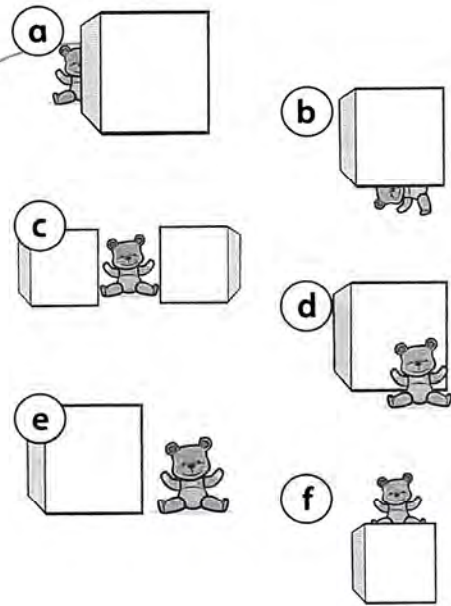
- 1 He can ride a bike.
- 2 _____
- 3 _____
- 4 _____
- 5 _____
- 6 _____

Lesson Three Words

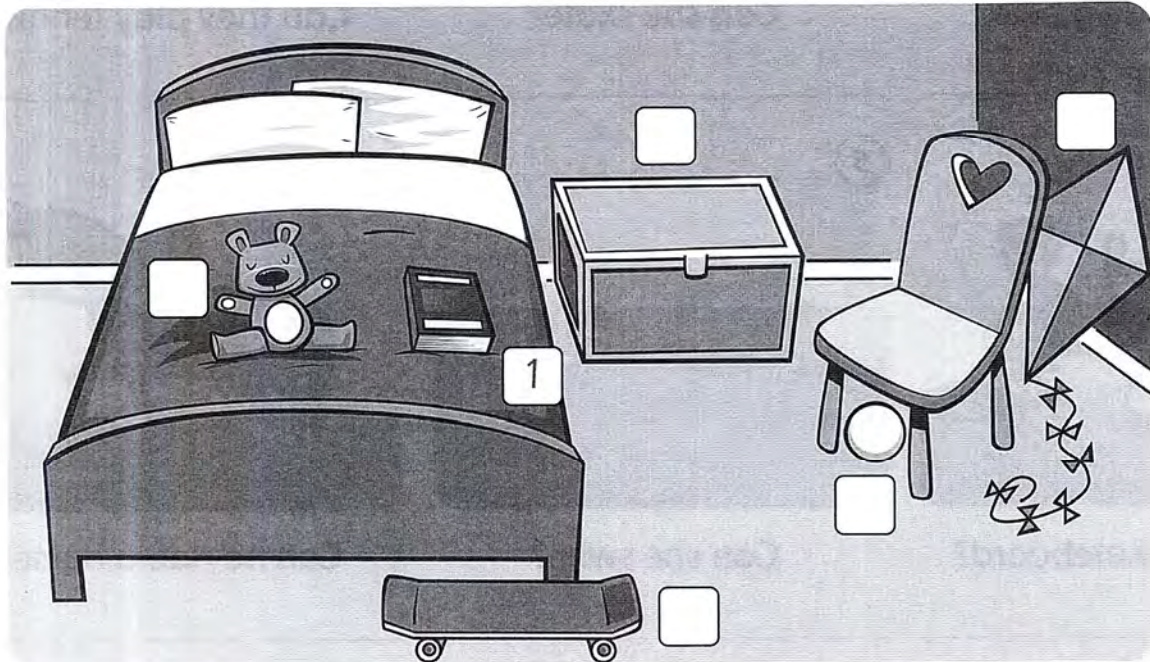
1 Match.

- 1 behind
- 2 in front of
- 3 next to
- 4 between
- 5 on
- 6 under

a



2 Write. Then number the picture.



under ~~next to~~ on in front of behind between


- 1 The book is _____ next to _____ the teddy bear.
- 2 The teddy bear is _____ the bed.
- 3 The ball is _____ the chair.
- 4 The kite is _____ the chair.
- 5 The skateboard is _____ the bed.
- 6 The toybox is _____ the bed and the chair.

1 Say the sound. Say the words. Circle the word that contains that sound.

- 1 **a** pen cat bug
 2 **e** bed mop bus
 3 **i** dog van fig
 4 **o** pen dog bed
 5 **u** bus bed cat

2 Write the missing letters.

a e i o u




b _ u _ g



c _ _ t



d _ _ g




f _ _ g



v _ _ n



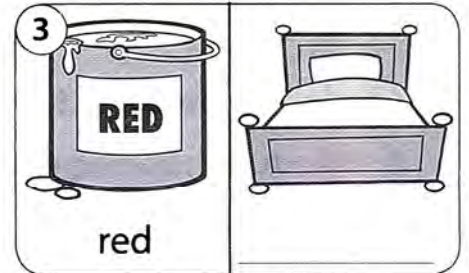




b _ _ s



p _ _ n

3 Say the word. Look and write a word that rhymes.



Skills Time!

Lesson Five

Reading

1 Read.

A Look at this bike. Two people can ride it. It has two wheels and it has two seats. Your mom or dad can sit in front. You can sit behind. There are four pedals. It's fun to ride this bike with your mom or dad.



B Can you ride a bike with only one wheel? This man can. The wheel is very big and it has one seat at the top. It's difficult to ride, but fun.



2 Read again. Write.

1



How many wheels does bike A have?

It has _____.

2



How many seats does bike B have?

3 Circle the incorrect word. Then write the sentence correctly.

1 Bike A: It has one wheels.

It has two wheels. _____

2 Bike B: It has a little wheel.

3 Bike A: Four people can ride this bike.

4 Bike B: It has two seat.

5 Bike A: You can sit between.

6 Bike B: The man can't ride this bike.

Writing

1 Complete using a or an.

1 This is an orange.

3 He has _____ skateboard.

5 It's _____ apple.

7 I have _____ teddy bear.

2 I have _____ bike.

4 This is _____ umbrella.

6 She has _____ egg.

8 My sister has _____ ice pop.



About me!

2 Check (✓) what you can do.

- | | | | | | | | | | |
|-------------|--------------------------|--------------|--------------------------|-------|--------------------------|------|--------------------------|-------|--------------------------|
| ride a bike | <input type="checkbox"/> | ride a horse | <input type="checkbox"/> | skate | <input type="checkbox"/> | run | <input type="checkbox"/> | cook | <input type="checkbox"/> |
| play tennis | <input type="checkbox"/> | play soccer | <input type="checkbox"/> | swim | <input type="checkbox"/> | fly | <input type="checkbox"/> | dance | <input type="checkbox"/> |
| climb | <input type="checkbox"/> | skateboard | <input type="checkbox"/> | sing | <input type="checkbox"/> | draw | <input type="checkbox"/> | | |

3 Draw and write about what you can and can't do.

I can play soccer.

I can _____.

I can _____.

I can't _____.

I can't _____.

Review 1

1 Write.

That is ~~This is~~ these are Those are This is

irLanguage.com



2 Read the words. Write them in the correct boxes.

hungry computer scared bike skateboard tired board
 skates coat hooks nervous teddy bear posters

school

computer

feelings

toys

3 Say the words. Circle the word that contains a different sound.
Write the sound that is different.

sh ch th

1					sh
2		3			_____
3					_____
4				3	_____

4 Write.

Yes, she is. Yes, they are. ~~No, he isn't.~~ No, they aren't.
No, she isn't. Yes, he is.



Is he happy?
No, he isn't.




Is she hungry?



Is he brave?



Is she cold?



Are they tired?



Are they hot?

1 Write.

Yes, he does. No, he doesn't. Yes, she does. No, she doesn't.



- 1 Does the boy have a milkshake? Yes, he does.
- 2 Does the girl have a milkshake? _____
- 3 Does he have a pizza? _____
- 4 Does she have fries? _____

2 Order the words. Match.

1 Do you a have pizza ?

d

2 sandwiches like the They .

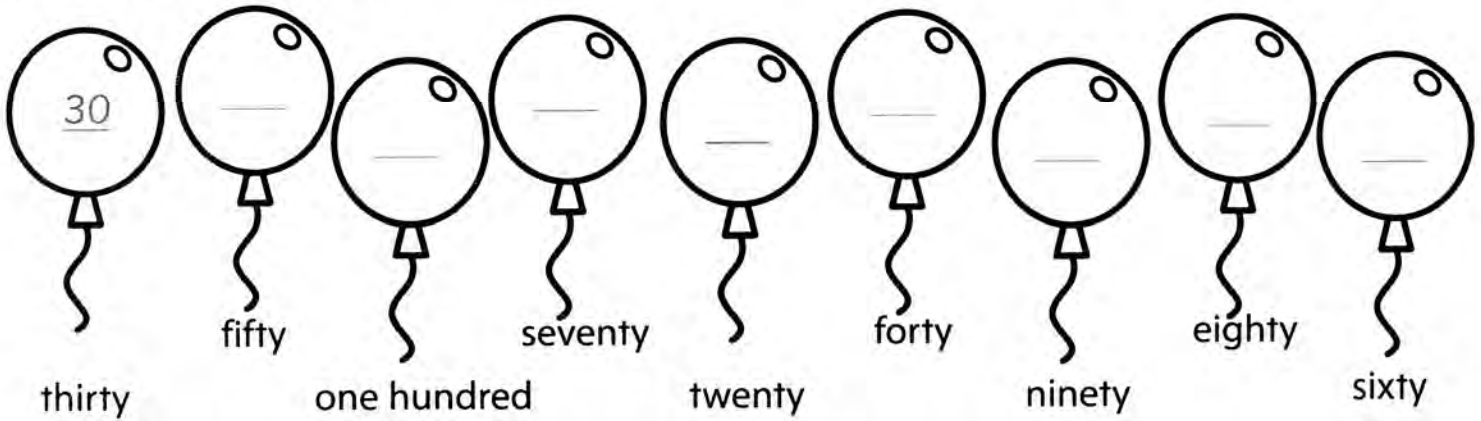
3 doesn't He his . have fries

4 hungry not . I'm

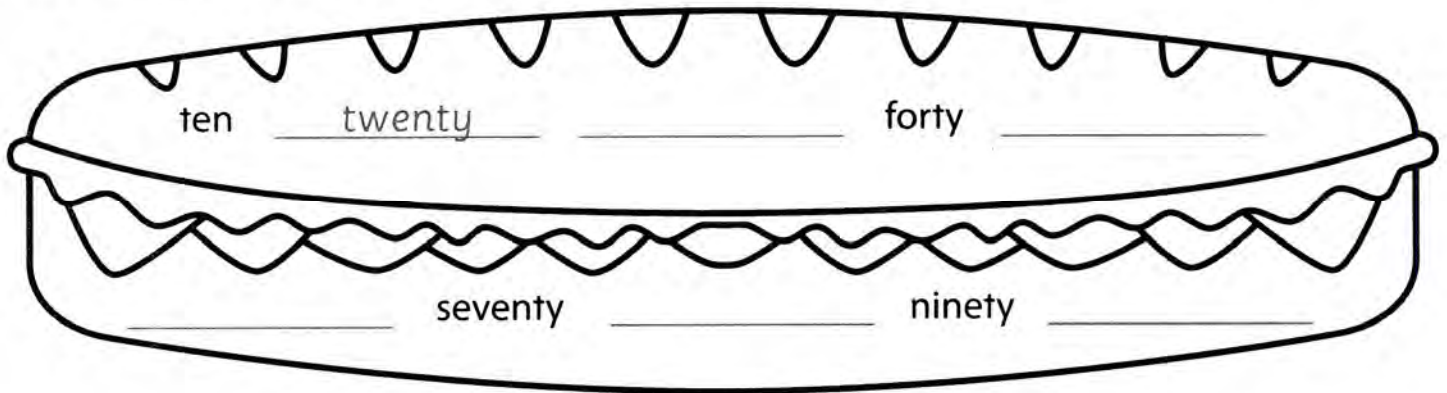


Lesson Three Words

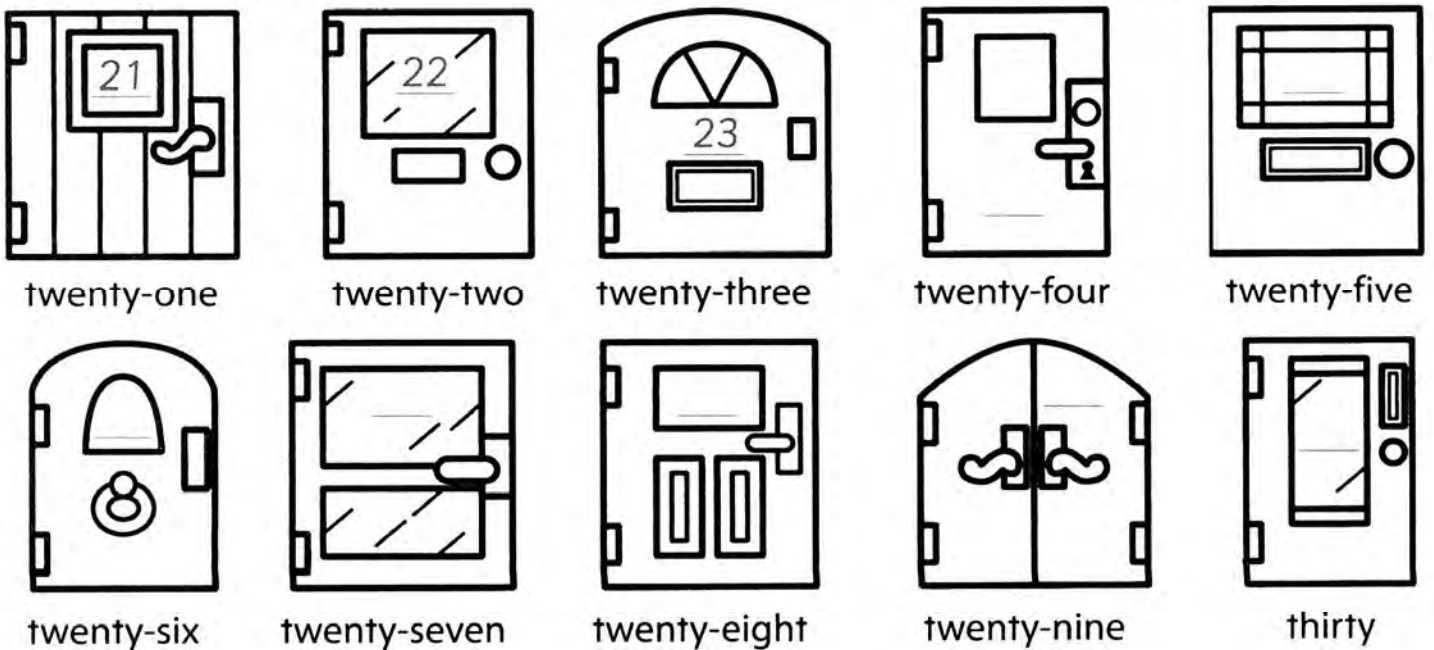
1 Write the numbers.



2 Now write the number words in order.



3 Look and write the numbers.



1 Say the sound. Say the words. Circle the word that contains that sound.


1 **gr** frisbee grapes bread


2 **br** brush frog grass


3 **fr** frog brush bread


4 **gr** brush frisbee grass

2 Circle the letters at the beginning of each word.

1  gr fr br

2  fr br gr

3  gr fr br

4  br gr fr

3 Write.

juice ~~grapes~~ frisbee friends grass bread



There are ¹ grapes and ² _____,

And ³ _____ in a glass.

Friends together,

In the green, green ⁴ _____.

Play with a ⁵ _____,

Play with a ball.

The ⁶ _____ have fun

With the big, brown ball.

Skills Time!

Lesson Five

Reading

1 Read.

Kate: Let's look in our lunchboxes.

Simon: That's a good idea.

Kate: Do you have a sandwich?

Simon: Yes, I do. I have an egg sandwich.

Kate: Do you have chicken?

Simon: No, I don't. But I have salad. And I have a cookie. And you?

Kate: I have a cheese and tomato sandwich. But I don't have a salad. I don't have a cookie. But I have a yogurt.



2 Read again. Check (✓) what they have.

	Simon	Kate
1 cookie	✓	
2 egg sandwich		
3 salad		
4 chicken		
5 cheese and tomato sandwich		
6 yogurt		

3 Read again and write T (true) or F (false).

- 1 Kate has a cookie. F 2 Kate doesn't have a cookie.
- 3 Simon doesn't have salad. 4 Kate has a salad.
- 5 Simon has an egg sandwich. 6 Kate has a yogurt.

Writing

1 Write . or ? at the end of each sentence.

- 1 Can you skateboard Can you skateboard?
- 2 I have an apple _____
- 3 Do you have a sandwich _____
- 4 No, I don't _____
- 5 Do you like yogurt _____
- 6 Does he have a pizza _____




About me!

2 Circle the food you have in your lunchbox.

salad fries pizza milkshake cheese sandwich
 yogurt cookie orange apple pear banana chicken



3 Draw and write about what's in your lunchbox.



I have a pizza in my lunchbox.
 I have a _____ .
 I have _____ .

 I don't have _____ .
 I _____ .

Fluency Time! ②

Everyday English

1 Look and write.

in What's slowly spell board



2 Order the words.

1 English this What's in ?

What's this in English?

2 remember I . don't

3 slowly , more please . Speak

4 please Can ? it you , spell




5

We have English!

Lesson One Words

1 Circle the words.

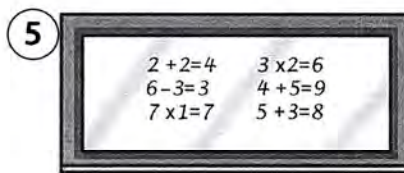
math P.E. science music English ~~art~~



2 Now write.



art



3 Look at the numbers on the pictures above and write.


What do you have on Monday?

I have ² _____ and ⁶ _____.

What do you have on Wednesday?

I have ³ _____, ⁴ _____, and ⁵ _____.

1 Match. Then write.



2 Match.

	Monday	Tuesday	Wednesday	Thursday	Friday
9.00	art	English	math	science	

- 1 When do we have English? b
- 2 What do we have on Thursday?
- 3 What do we have on Monday?
- 4 When do we have math?
- a We have art.
b On Tuesday.
c On Wednesday.
d We have science.


3 Write.

- 1 Tuesday We have English on Tuesday.
- 2 Monday We have _____ on _____.
- 3 Thursday _____
- 4 Wednesday _____



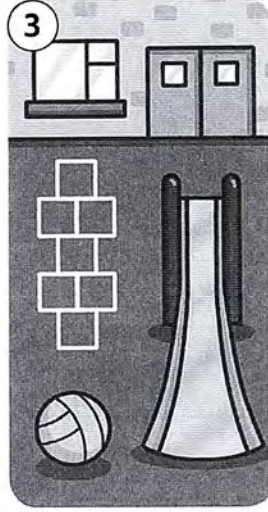
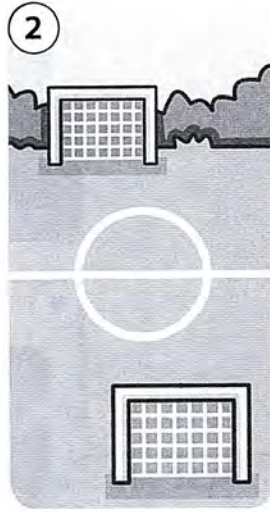
Lesson Three Words

1 Look and write.

computer room ~~art room~~ field school yard gym




art room




2 Match.

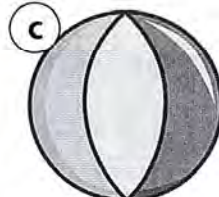
- 1 school yard b 2 computer room 3 gym
 4 art room 5 classroom



pictures



garbage can



ball



computers



books

3 Now write.

- 1 We have a garbage can in the school yard.
 2 We have _____ in the _____.
 3 _____
 4 _____
 5 _____

1 Say the sound. Say the words. Match.

1 **tr**

a dress

2 **dr**

b tree

3 **cr**

c crab


d truck

e crayon

f drum

2 Write the missing letters.

dr tr cr



tr ee



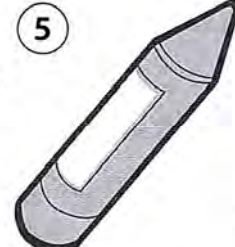
__ ab



__ um



__ ess



__ ayon



__ uck

3 Write.

drum ~~train~~ crayons crab truck dress tree crayons



A ¹ train and a ² _____.

A ³ _____ and a ⁴ _____.

I draw with my ⁵ _____,

And I have fun.

A girl in a ⁶ _____.

A bird in a ⁷ _____.

Get your ⁸ _____,

And draw with me.

Skills Time!

Lesson Five

Reading

1 Read.

At our school we have two big school yards. This is my school yard. It is for the 1st, 2nd, and 3rd grade students. The 4th, 5th, and 6th grade students play on a different school yard.

On our school yard there is a jungle gym and a garbage can. There are squares on the school yard where we can play jumping games. The students can play ball and run around. We can also talk to our friends. We love our school yard.



2 Read again. Circle three things that are on the school yard.

3 Read again. Then write.

garbage can ~~school yards~~ friends squares big ball

- 1 At this school, there are two school yards.
- 2 The school yards are _____.
- 3 In this school yard, there is a jungle gym and a _____.
- 4 There are _____ for jumping games.
- 5 The students can play _____.
- 6 The children can talk to their _____.

Writing

1 Write the sentences with capital

- 1 we have science on tuesday.
- 2 what do we have on thursday?
- 3 do we have math on monday?
- 4 we don't have school on saturday.
- 5 what do we have on wednesday?
- 6 we have art on wednesday.

We have science on Tuesday.



About me!

2 Check (✓) the school subjects you have today.

art math English science P.E. music

3 Draw and write about today's subjects.

We have English.

We have _____.

We have _____.

_____.

We don't have _____.

We _____.


_____.

Art Time!

Topic: Self-portraits

1 Find and circle the words.

artist mirror skin face background



1 memirrorel



2 odkskinoe



3 outlfaceein




4 aeiartistlm



5 lbIbackgroundand

2 Write, using the words from Exercise 1.

- 1 Look in a mirror. You can see your _____.
- 2 It is red behind my self-portrait.
Red is the _____.
- 3 I can see my face. My _____
is light brown.
- 4 I can see my face in a _____.
- 5 Rembrandt is an _____.



1 Listen again. Write. 65

background pencil dark hat paint
hat light color paintbrushes painting

1 Van Gogh has a yellow hat.
The _____ of the painting is dark blue.
He has a _____ blue coat, too.



2 In this _____, Van Gogh doesn't have
a hat on. We can see _____ and
_____ in the painting.



3 He isn't wearing a _____.
The background is _____ blue.



4 This is a _____ drawing. There is no
paint and there is no _____.



2 Look at Exercise 1. Point and say.

6

Let's play after school!

Lesson One Words

1 Match.

1 help my

b

2 do my

3 visit my

4 go

5 have a

6 watch

a swimming

b mom

c TV

d homework

e music lesson

f grandma

2 Look and write.

1



go swimming

2



3



4



5



6



1 Order the words. Match.

1 mom . help my I


I help my mom.

2 visit grandma I . my

3 homework I my do .


4 TV . don't watch I

c



2 Write.


1 **Monday**



I do my homework.

I don't _____.

2 **Tuesday**




I _____.

I don't _____.

3 **Wednesday**



4 **Thursday**



Lesson Three Words

1 Circle the correct word. Write.



After school, I listen to music.

write listen to



I _____ a book.

read listen to



I _____ with my friends.

write play



I _____ an email.

play write

2 Write. Then number the picture.

help read ~~listen~~ play write watch

1 I listen to music.


2 I _____ a book.

3 I _____ TV.

4 I _____ an email.

5 I _____ with my friend.

6 I _____ my mom.

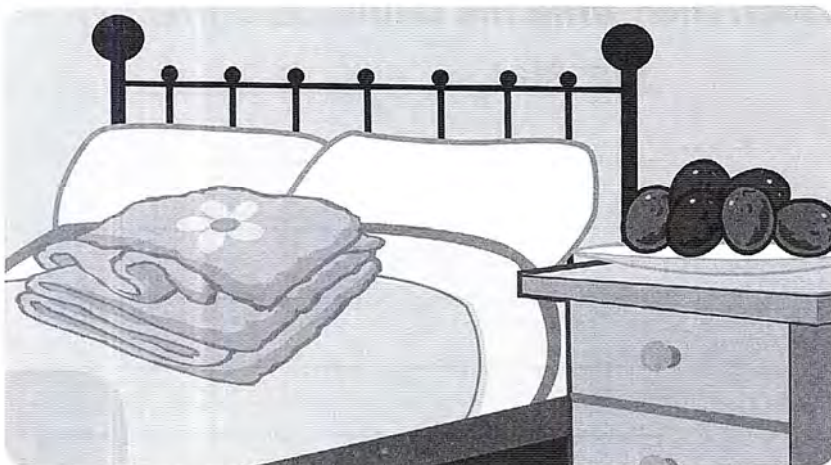


1 Join the sounds. Circle the sounds in the words.

2 Say the words. Circle the sound.

1 fl pl **bl** 2 fl pl bl 3 fl pl bl 4 fl pl bl 5 fl pl bl

3 Write. Plums flower blanket ~~Plums~~ plate



1 Plums on a plate.
 2 _____ on a plate.
 Blue plums, black plums,
 Plums on a ³ _____.
 A ⁴ _____ on a bed.
 A blanket on a bed.
 There's a pretty ⁵ _____
 On the blanket on the bed.

Lesson Five

Reading

1 Read.



My name's Alex.

Every day after school, I do my homework and I help my mom.

I really like sport. Every Tuesday, I play soccer after school. All my friends play, too.

I love it!

Every Thursday, I visit my cousins. We play with our toys together. I have two cousins. One is a boy and his name is Zac. He's ten. The other is a girl and she's six. Her name is Abby.



2 Circle the words that are incorrect. Then write the sentences correctly.

1 I'm Tony.

I'm Alex.

2 After school, I help my sister.

3 Every Tuesday, I play basketball.

4 Every Wednesday, I visit my cousins.

5 Zac and Abby are my friends.

6 I have four cousins.

7 Zac is six.

8 Abby is a boy.

Writing

1 Circle the verbs. Then match.

1 I visit my cousins.

2 I play soccer.

3 I help my mom.

4 I have a music lesson.

5 We play with our toys.

6 We watch TV.

a




About me!

2 Circle the things you do after school.

help my mom do my homework watch TV read a book

write an email play with my friends listen to music

3 Draw and write what you do and don't do after school.



After school, I visit my grandma.

After school, I _____


I _____.

I don't _____.

I don't _____.

1 Write. Then color the clothes.

your our my their



2 Read the words. Write them in the correct boxes.

math ~~twenty~~ chicken English science salad
 forty fries thirty eighty music pizza


numbers

twenty

food

subjects

3 Read and write the numbers.



- 1 The car is number twenty-four.
- 2 The skateboard is number eighty-one.
- 3 The train is number seventy-nine.
- 4 The doll is number thirty-seven.
- 5 The kite is number forty-six.

4 Complete the questions.


What When

- 1 What do we have on Tuesday? We have science.
- 2 _____ do we have art? On Wednesday.
- 3 _____ do we have English? On Monday.
- 4 _____ do we have on Monday? We have P.E.
- 5 _____ do we have on Thursday? We have math.
- 6 _____ do we have science? On Tuesday.

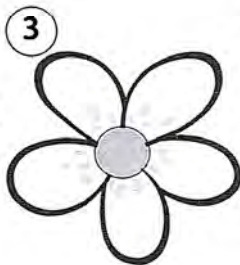
5 Circle the beginning sound.



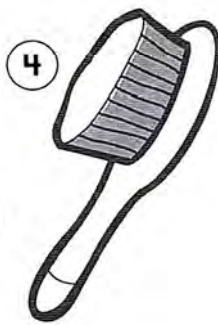
fr fl



dr gr



fr fl



br dr



tr dr



cr tr

7

Let's buy presents!

Lesson One Words

1 Find and circle the words.

present ~~cake~~ chocolate card balloon candy



2 Match. Then write.

chocolate ~~candy~~ balloon present cake card



b








candy









1 Write.

like likes don't like doesn't like



1 I like chocolate.



2 I don't like candy.




3 She likes balloons.



4 She doesn't like chocolate.

2 Read. Then write.

likes doesn't like like likes



1 Billy likes trains and cars.



2 And he likes chocolate.



3 I like these balloons.




4 Billy likes balloons.

Lesson Three Words

1 Find and circle the words.

neighbor tie buy pastries



axpastriestp



ieybuysas



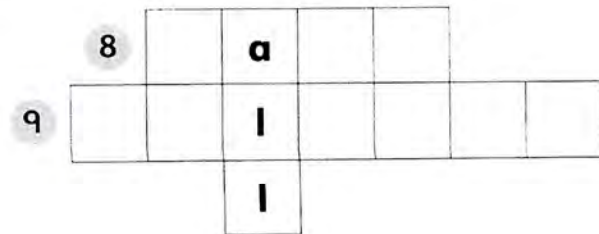
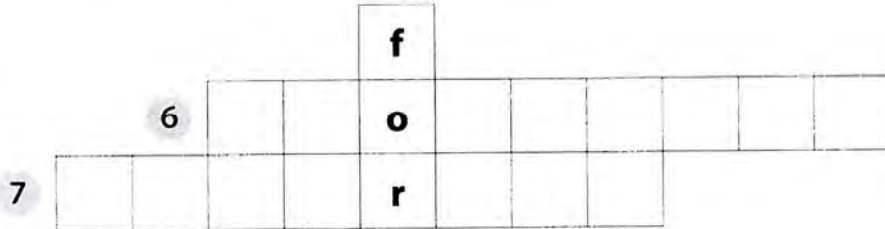

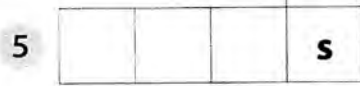

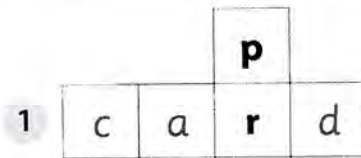
mptieb



eneighborop

2 Look and write.

cake candy balloon pastries nuts
chocolate neighbor tie card

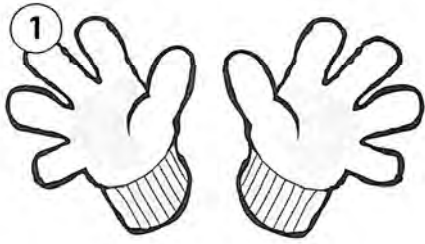


1 Say the words. Circle the word that begins with a different sound.

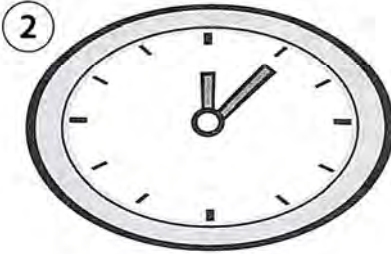
- 1 gloves glue clock 2 slide cloud slippers
 3 glue clock cloud 4 slide gloves glue
 5 slippers glue slide

2 Write the missing letters.


cl gl sl



gloves



clock



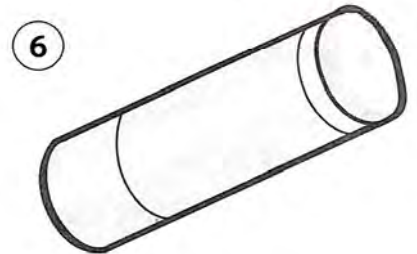
slide



cloud




slippers



glue

3 Write.

gloves slide slippers clock clouds



I take off my¹ slippers,
 I go outside.
 I put on my² _____,
 And I play on the³ _____.
 I look at the⁴ _____.
 I see⁵ _____ in the sky,
 Time to take off my gloves,
 Time to say, "Goodbye."

Skills Time!

Lesson Five


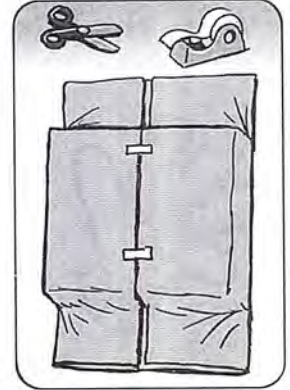
Reading

1 Read.

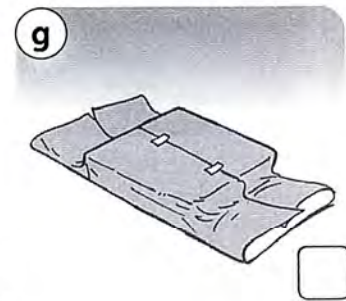


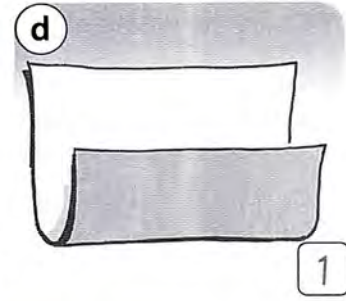
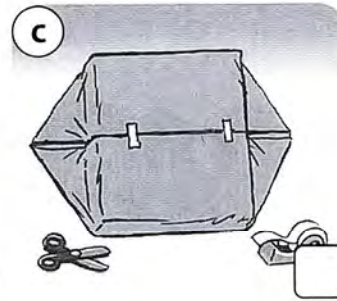


How to wrap a present

This is a present for my friend Holly. It's a box of chocolates.

- 1 Get paper. Holly's favorite color is red, so this is red paper.
- 2 Put the present on the paper.
- 3 Fold up the paper.
- 4 Tape the paper.
- 5 Make triangles with the paper. Tape the triangles.
- 6 Tape pictures on the present. Holly likes flowers.
- 7 Write a card. My card says, "To Holly. You are a good friend. From Teresa."



2 Read again. Put the pictures in the correct order.



Writing

1 Write the long and short forms.

long form

- 1 I do not like candy.
- 2 _____
- 3 She does not like eggs.
- 4 _____
- 5 I do not like snakes.
- 6 _____
- 7 My grandpa does not like cake.

short form

- I don't like candy.* _____
- He doesn't like balloons.

- I don't like tigers.

- My mom doesn't like cats.




About me!

2 Think about a present for your mom. Check (✓) the things she likes.

- cake books pastries nuts grapes
- toy cars yo-yos balloons slippers gloves

3 Draw and write about presents for your mom.



My mom likes candy. _____

My mom likes _____.

She likes _____.


She doesn't like _____.

She _____.


Everyday English

1 Write the sentences.

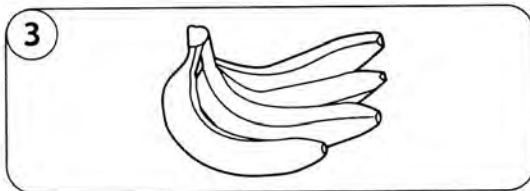
bananas apples carrots fig



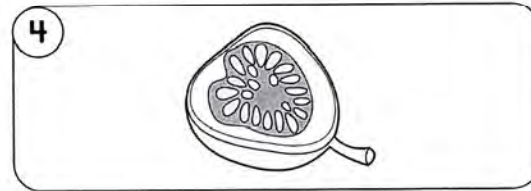
I want three carrots, please.



I want _____.




I _____.



_____.

2 Look and write.

Anything much Can I want else



1 Watch and circle. Then number in order.



1-2-3 3-4-5



Bye! Here you are.



two apples four apples

2 Complete the sentences.

Anything dollars want Here welcome

I want four apples, please.

OK, 1-2-3-4. _____ else?

No, thanks. How much is it?

Two _____, please.

_____ you are.

Thank you.

You're _____. Bye!



3 Talk with a friend. What fruit and vegetables do you like? What food can you see in your market?

I like apples and carrots.

8

What time is it?

Lesson One Words

1 Write.

get up have breakfast go to school go home
 have dinner go to bed



have dinner



2 Order the words. Look at the pictures above and match.

1 school go I to .

I go to school.

3

3 . up get I



2 home . go I

4 dinner I . have



5 bed . I to go

6 I breakfast have .

1 Look and write.



It's seven o'clock.



2 Read and match.

1 He has breakfast. c



2 He gets up.



3 He has dinner.



4 He goes to school.



3 Now write the sentences in the correct order.

1 He gets up at six o'clock.

2 He _____.

3 _____

4 _____

Lesson Three Words

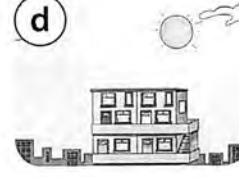


1 Look at the pictures and match.

1 in the morning

2 in the afternoon

3 in the evening


4 at night



2 Write.



I have breakfast
in the morning.




I go to bed _____



I have dinner _____



I have lunch _____



I get up _____



I play with my toys _____

3 Now point and say.

I have breakfast in the morning.
I go to bed ...

1 Say the words. Circle the word that begins with a different sound.


- | | | |
|----------|-------|-------|
| 1 small | smile | sky |
| 2 stairs | snow | star |
| 3 star | snow | snake |
| 4 skates | small | sky |
| 5 skates | small | smile |

2 Write the missing letters.


sm sn st sk




st airs



 ile



 ake



 ar




 y



 ow



 ates



 all

3 Write.

sky snake stars snow smile



Look at the ¹ snake

In the ² .

A snake with a ³ .

Watch it go.

Look at the ⁴

In the night ⁵ .

It's time for bed, snake.

Say, "Goodbye."

Skills Time!

Lesson Five











Reading

1 Read.

- My name's Harry and this is my dad.
- In the morning, I get up at seven o'clock. My dad gets up at six o'clock.
- I go to school at eight o'clock. My dad goes to work at seven o'clock.
- I go to school by bus. He goes to work by car.
- I go home at four o'clock in the afternoon. My dad goes home at seven o'clock in the evening.
- I go to bed at eight o'clock. My dad goes to bed at eleven o'clock.



2 Read again. Write H (Harry) or D (Dad).

1 get up	 <input checked="" type="checkbox"/> D	 <input type="checkbox"/>
2 go to school go to work	 <input type="checkbox"/>	 <input type="checkbox"/>
3 go by ...	 <input type="checkbox"/>	 <input type="checkbox"/>
4 go home	 <input type="checkbox"/>	 <input type="checkbox"/>
5 go to bed	 <input type="checkbox"/>	 <input type="checkbox"/>

Writing

1 Write.

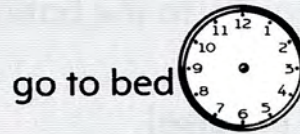

What Where's When Where What's When

- 1 What's your name? My name is Harry.
- 2 _____ his teddy bear? His teddy bear is in his bedroom.
- 3 _____ do you go? I go to school.
- 4 _____ do you have P.E.? On Tuesday.
- 5 _____ does she like? She likes chocolate and candy.
- 6 _____ does she get up? She gets up in the morning.



About me!

2 Write the times you do these things.



3 Draw and write about your day.


I get up at six o'clock. _____
 I get up at _____ .
 I _____ .

Science Time!

Topic: Materials

1 Look and write.

float sink air light heavy



- 1 These toy ducks float on the water.
- 2 There is _____ inside the toy ducks.
- 3 Air is _____, so the ducks float.
- 4 Stones are _____.
- 5 They _____ to the bottom of the water.


2 Circle *T* (true) or *F* (false).

- | | | |
|---|---|---|
| 1 Air is heavier than water. | T | F |
| 2 Toy ducks float on the water. | T | F |
| 3 Stones are heavier than water. | T | F |
| 4 Stones float on the water. | T | F |
| 5 There is water in the toy duck. | T | F |
| 6 Some things float and some things sink. | T | F |

1 Listen again. Write.  100


no water floats air sink
balloon float teacher think you

a



I think that it floats. The balloon has _____ air _____ in it. Air is lighter than _____.


b



Yes, it _____.
You are correct.

Thank _____.

c



A balloon with _____ air.
Does it float or _____?

I _____ it sinks now.

d



Look, the _____
with no air floats, too.

Why does it _____?
Let's ask our _____.

2 Look at Exercise 1. Point and say.


Lesson One Words

1 Find and circle the words.

hospital airport fire station police station store school



1 to school mbh



2 b police z
h station x



3 ar hospital ou



4 ch store t ub x



5 m kl airport q r y



6 v fire p y station t

2 Look and write.


1 hospital



2




3



4




6



5

1 Follow the maze and write.

hospital school airport ~~police station~~ fire station store



1 He works in a police station.



2 _____




3 _____



4 _____



5 _____



6 _____

2 Match.

1



Does he work in a police station?

b

a No, he doesn't.

b Yes, he does.

c No, she doesn't.

d Yes, she does.

2



Does she work in a fire station?

3



Does he work in a school?


4



Does she work in a school?

1 Order the letters.

1 ecfa



face


2 klea



3 lealp



4 aget



2 Write.

lake gate cake face



Open the ¹ gate.


See the ² _____.

A smile on your ³ _____.

Here is a ⁴ _____.


3 Read. Circle the words with a_e. Underline the words with a.

1



There is a cat next to the lake.

2



Open the gate. Here comes a van.

4 Now write the words in the correct box.

a_e

lake

a

Skills Time!

Lesson Five

Reading

1 Read.

I'm Jason. My dad works in an office. Every day he gets up at six o'clock. He puts on a white shirt, black pants, and a tie. He has breakfast. Then he goes to work by car.

In his office, my dad has a big table. His computer is on the table. He also has a photo of my mom, my sister, and me on his table. There is a box with pens and pencils.

He goes home at five o'clock and we all have dinner together at seven o'clock.



2 Read again. Circle three clothes words. Underline three family words.

3 Circle the incorrect word. Then write the sentence correctly.

1 Jason's dad works in a school.

Jason's dad works in an office.

2 He gets up at nine o'clock.

3 He puts on green pants.

4 He goes to work by train.

5 There are pens and apples in the box.

6 He goes home at three o'clock.

7 They have lunch at seven o'clock.

Writing

1 Write the sentences with commas (,) and *and*.

1 I like apples grapes bananas.

I like apples, grapes, and bananas.

2 There are birds monkeys lions tigers.

3 We have English math science music.

4 He likes chicken pizza salad.

5 I get up have breakfast go to school.




About me!

2 Circle the places where your family work.

hospital school airport police station fire station
store zoo station supermarket bank office garage

3 Draw and write about where your family works.



My mom works in a bank.



My _____ works in a _____.

My _____.

Review 3

1 Write.

No doesn't she Yes does work ~~Does~~ nurse



2 Read the words. Write them in the correct boxes.

morning school balloons night nuts afternoon garage
evening supermarket candy pastries fire station

places

school

times

presents

3 Circle the word that contains a different sound.

Write the word that is different.

1     cat

2     _____

3     _____

4     _____

4 Write.

Yes, he does. No, he doesn't.



My name's Ted.
My dad is a pilot.
He works at night.



Does Ted's dad get up at eight o'clock?

No, he doesn't. _____



Does he go to bed at six o'clock?



Does he have dinner at nine o'clock?



Does he go home at one o'clock?

Lesson One Words

1 Match.

1 It's raining.

 c


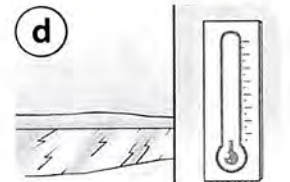


2 It's windy.

3 It's hot.

4 It's cold.

5 It's snowing.

6 It's sunny.



2 Now write.



It's windy.



It's _____.



1 Order the words.

1 weather What's like the ?

What's the weather like?

2 your . on Put hats sun

3 put Don't . your on coat

4 umbrellas have don't . We our

5 window close Don't the .

6 . the Open door

2 Write

Put on Don't put on

1



It's cold. Put on your coat.

2



It's windy. Put on your hat.

3



It's raining. Put on your raincoat.

4



It's sunny. Put on your sunscreen.

5



It's snowing. Put on your shorts.

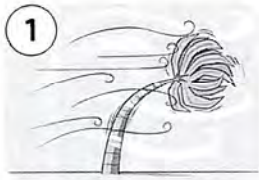
6



It's hot. Put on your coat.

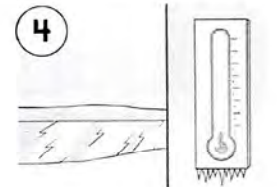
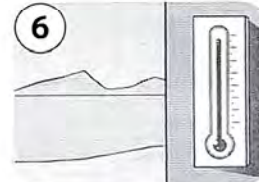


Lesson Three Words

1 Find and circle the weather words. Then write.



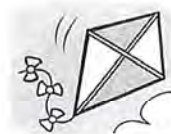
windy

s	n	o	w	i	n	g	★
u	r	a	i	n	i	n	g
n	h	w	i	n	d	y	★
n	o	★	c	o	l	d	★
y	t	★	★	★	★	★	★



2 Now look and write.

play outside ~~windy~~ snowing go ice skating
sunny fly a kite make a snowman



1 When it's windy, we _____.



2 When it's _____, we _____ and we _____.



3 When it's _____, we _____.

1 Order the letters.

1 k b i e



bike

2 e n i l



3 i t e w h



4 e i k t



5 n n e i



2 Write.

line nine bike kite white



Ride your ¹ bike. Fly your ² kite.

The bike is red. The kite is ³ white.

White kite, white kite.



Count the children in the ⁴ line.

All together there are ⁵ nine.

Nine in the line. Nine in the line.

3 Read. Circle the words with *i_e*. Underline the words with *i*.



Here are nine figs in a line.



There's a pig on my kite.

4 Now write the words in the correct box.

i_e

nine

i

Skills Time!

Lesson Five

Reading

1 Read.



It's playtime. It's very hot and sunny outside. Wear your sun hats, please. Don't put on your coats.

It's P.E. time in the sports field. Don't put on your tracksuits. It's too hot. Put on your P.E. shorts and T-shirts.

It's home time. It's raining and windy now. Put on your raincoats and take your umbrellas. Don't wear your hats. They can blow away. See you tomorrow.

2 Read again. Write the weather.

- 1 It's playtime. What's the weather like? _____
- 2 It's P.E. time. What's the weather like? _____
- 3 It's home time. What's the weather like? _____

3 Read again and check (✓).

	playtime	P.E. time	home time
1 Don't put on your coats.	✓		
2 Don't wear your hats.			
3 Put on your raincoats.			
4 Wear your sun hats.			
5 Don't put on your tracksuits.			
6 Put on your shorts and T-shirts.			
7 Take your umbrellas.			

Writing

1 Write the words in the correct boxes.

wear cold tired
go ride hungry
thirsty eat
sunny drink

verbs

wear

adjectives



About me!

2 Circle today's weather. What can you do? Write ✓ or x.

raining windy hot cold snowing sunny

go outside fly a kite make a snowman go ice skating
wear a coat wear a sun hat take an umbrella

3 Draw and write about the weather and the things you can and can't do.

Today it's sunny. I can go outside.

Today, it's _____.

I can _____.


I can't _____.

Fluency Time! 4

Everyday English

1 Look and write.

ask Are free about fine after listen



2 Order the words.


1 free Are you school ? after

Are you free after school?

2 not . I'm free , Sorry

3 on How ? Wednesday about

4 ask mom I'll my .





1 Watch and match.



a It's eleven o'clock.

b Sorry, I'm not free today.

c Are you free after school today?

2 Watch again. Complete.

about can ask free Oops not

1

Sorry, I'm _____ free today.

2

3

Great! I'll _____ my mom.

4


3 Talk with a friend. What do you play at home?

I play soccer with my brother.

What are you wearing?

Lesson One Words

1 Number the picture.



- ① skirt
- ② scarf
- ③ gloves
- ④ jeans
- ⑤ boots
- ⑥ shirt

2 Now look and write.

This is These are



These are gloves.



This is a _____.



1 Write.

skirt scarf gloves jeans boots shirt



He's wearing jeans.



She's _____.









2 Write.

dress is What I'm T-shirt wearing He's



What are you wearing?



_____ wearing a _____.



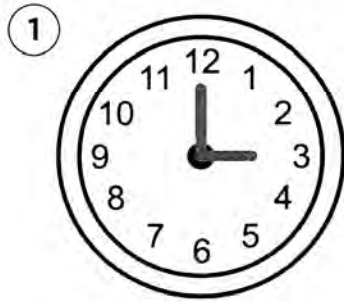
And Jim?
What _____ he _____ ?



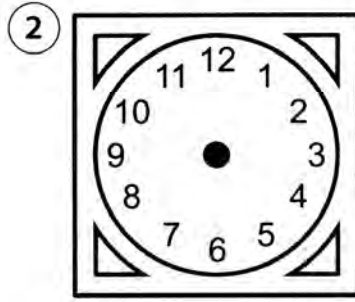
_____ wearing a _____.

Lesson Three Words

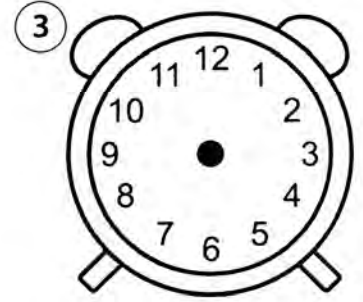
1 Read and draw the times on the clocks.



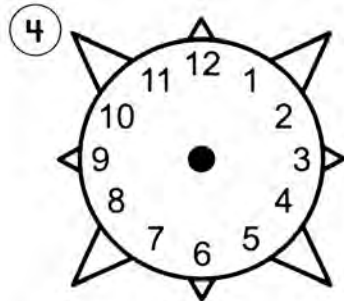
It's three o'clock.




It's two thirty.



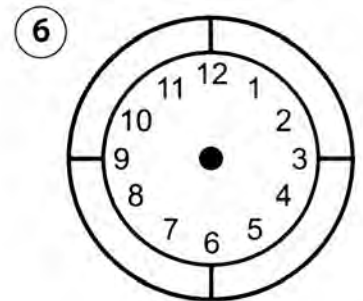
It's eight fifteen.



It's nine forty-five.



It's eleven o'clock.

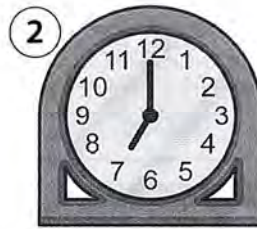


It's nine thirty.


2 Look at the clocks and write the times.



It's four fifteen.



It's _____









1 Order the letters.

1 o e h m




home

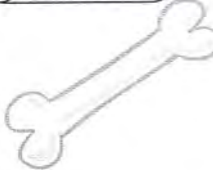
2 s e o n



3 o p r e



4 e n o b



5 n t s e o



2 Write.

nose rope stone bone home



The fox has my ¹ rope .

The fox is on a ² .

Hurry up, fox.

I want to go ³ .

My ⁴ is cold.

Here is a ⁵ .

Hurry up, fox.

3 Read. Circle the words with o_e. Underline the words with o.



A fox has a bone.



There is a mop in my home.

4 Now write the words in the correct box.

o_e

bone

o

Skills Time!

Lesson Five

Reading

1 Read.



Where is my friend?

I'm at the station.
Where is my friend?
At the front of the train?
Or is she at the end?

Where is Lucy?
Is she wearing a skirt?
Is she wearing her jeans?
Or wearing a shirt?

Here is my friend.
She has a toy cow.
I say, "Hello, Lucy,"
And we're both happy now.

2 Read again. Circle three clothes words. Underline one toy.

3 Read again and circle the correct word. Write.

- 1 The girl is at the station.
- 2 She can't see her _____.
- 3 Her friend's name is _____.
- 4 Lucy is on the _____.
- 5 Her friend has a toy _____.
- 6 Lucy and her friend are _____.

farm station zoo school

aunt mom friend sister

Katie Sally Milly Lucy


swings bus train slide

goat car rabbit cow

sad happy angry scared


Writing

1 Look and write. fifteen forty-five

①  It's six forty-five.

②  It's three _____.

③  It's nine _____.

④  It's ten _____.

⑤  It's three _____.

⑥  It's two _____.




About me!

2 Look and circle the clothes you are wearing now. Write the colors.

skirt _____	pants _____	shirt _____	T-shirt _____
shoes _____	boots _____	jeans _____	socks _____
scarf _____	shorts _____	dress _____	hat _____

3 Draw and write about the clothes you are wearing.

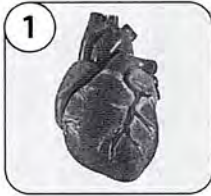


I'm wearing a blue shirt.
 I'm wearing _____.
 I'm _____

Social Studies Time!

Topic: Exercise

1 Unscramble the words.



eatrh _____



bethar _____



denb _____



slsmuce _____



yxgone _____

2 Write.

breathe fun oxygen muscles exercises bend




- 1 Exercise is fun and good for you.
- 2 When you _____, you get oxygen from the air.
- 3 A strong heart means more _____ around the body.
- 4 Strong _____ mean you can lift heavy things.
- 5 A flexible body means you can _____ more easily.
- 6 Running, playing soccer, and swimming are great _____.

Listening Practice

1 Listen again. Write. 132

Exercise run park play sister horses skate muscles



Exercise is good for you.

Yes, I know. It's good for your heart and your _____.




What exercise do you do?

I _____ and play in the _____ every day after school. What about you, Ben?



I _____ soccer and I _____. I have really cool skates.



What about your big _____?

She rides _____.

2 Look at Exercise 1. Point and say.

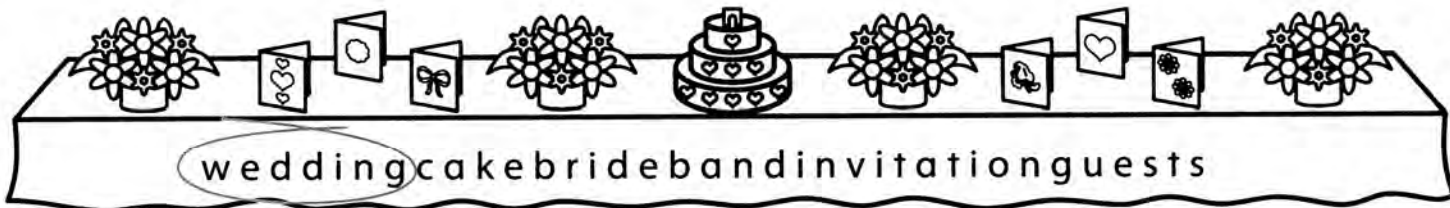
12

You're sleeping!

Lesson One Words

1 Find and circle the words.

invitation cake wedding guests band bride



2 Look and write.


invitation wedding ~~cake~~ eat sing guests
dance bride band dress

1




1 c a k e

2




3



t

h


4



e

w

5



e

6

d

7

d

8

i

9

n


10

g

2



4



6



8



10



1 Look at the picture. Order the questions and write the answers.



No, they aren't. Yes, they are. No, she isn't. Yes, she is. No, he isn't.

مرجع آموزش زبان ایرانیان



1 they dancing Are ?

Are they dancing?

Yes, they are.



2 singing ? she Is



3 he Is ? eating



4 she ? sleeping Is



5 drinking Are they ?

2 Now point and say.


They're dancing.
She's ...

Lesson Three Words

1 Match.

- | | | |
|----------|--------------------------------|-----------|
| 1 make | <input type="text" value="b"/> | a a dress |
| 2 wash | <input type="text"/> | b a cake |
| 3 choose | <input type="text"/> | c photos |
| 4 take | <input type="text"/> | d the car |

2 Circle the correct word and write.



1 Mom is making cakes.

making washing wearing

2 Dad is _____ the car.

brushing washing choosing

3 My cousin is _____ lots of photos.

taking making washing

4 My sister is _____ a dress.


washing choosing brushing

5 I'm _____ my hair.

taking washing brushing


1 Order the letters.

1 unJe

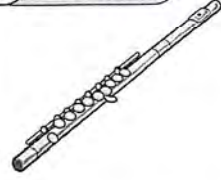


June

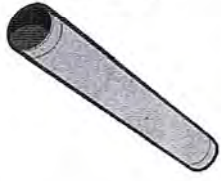
2 buec



3 ulfte




4 beut



2 Write.

tube June flute cube



This month is ¹ June
 And it's my birthday!
 I have a fun ² _____,
 I can play all day.
 I have a new ³ _____
 For my birthday,
 And a poster in a ⁴ _____.
 What a happy day!

3 Read. Circle the words with u_e. Underline the words with u.



This mule can run.



I have a flute and I'm sitting on a rug.

4 Now write the words in the correct box.

u_e

mule

u

Skills Time!

Lesson Five

Reading

1 Read.

Dear Bella,

Thank you for your email. We are all fine. I really like your green and white dress. Enjoy the party!

Here is my big news. My aunt has a new baby! It's a boy and he is three weeks old. His name is James. He's very small and he has blue eyes. He doesn't have any hair yet.

Here is a picture of my aunt and uncle with baby James. He's wearing a small hat and little white boots. All of my family is very, very happy.

Love from
Hannah



2 Circle the incorrect word. Then write the sentence correctly.

1 Hannah likes Bella's jeans.

Hannah likes Bella's dress.

2 Hannah's aunt has a new car.

3 The baby is very big.

4 The baby is a girl.

5 His name is Max.

6 He has brown eyes.

7 He's wearing a scarf.

8 His boots are red.

Writing

1 Complete the sentences with *ing*.



1 **wear**
He's wearing
white boots.



2 **watch**
We're _____
TV.



3 **do**
My sister is _____
her homework.



4 **eat**
She's _____
her dinner.



5 **listen**
We're _____ to
music.



6 **look**
We're _____
at cakes.




About me!

2 Circle the things you can see people doing at a party.

- eating riding a bike drinking dancing swimming
listening to music playing soccer talking singing

3 Draw and write about your family at a party.




I'm at a party. I'm listening to music.
I'm at a party. I'm _____.
I'm _____.
I'm _____.
My mom is _____.
My dad is _____.

Review 4

1 Look and write.

~~I'm wearing~~ boots a scarf ~~jeans~~ a shirt a hat gloves



2 Read the words. Write them in the correct boxes.

cake jeans ~~windy~~ invitation skirt raining
present sunny boots hot bride scarf



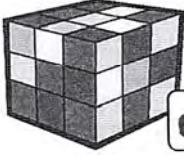





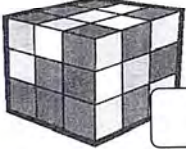



weather

windy

wedding

clothes

3 Say the words. Check (✓) two words that rhyme.

1	 <input checked="" type="checkbox"/>	 <input type="checkbox"/>	 <input checked="" type="checkbox"/>	 <input type="checkbox"/>
2	 <input type="checkbox"/>	 <input type="checkbox"/>	 <input type="checkbox"/>	 <input type="checkbox"/>
3	 <input type="checkbox"/>	 <input type="checkbox"/>	 <input type="checkbox"/>	 <input type="checkbox"/>

4 Look and write.



- ① drinking
- ② eating
- ③ talking
- ④ singing
- ⑤ dancing
- ⑥ playing

1 He's drinking. _____

2 _____

3 _____


4 _____

5 _____

6 _____







Lesson One Words

1 Look and number.



- ① cow
- ② goat
- ③ horse
- ④ sheep
- ⑤ donkey
- ⑥ goose

2 Now write.

- ①  There's a cow behind the gate.
- ②  There's a _____ next to the gate.
- ③  There's a _____ in front of the house.
- ④  There's a _____ between the horse and the van.
- ⑤  There's a _____ behind the tree.
- ⑥  There's a _____ on the van.

1 Write.

shorter than ~~bigger than~~ taller than smaller than

1 big bigger than


2 small _____

3 short _____

4 tall _____


2 Write the opposites. Then write the sentences.

bigger _____ taller _____




A horse is bigger than a goose.

A goose is _____ a horse.



Rosy _____.

Billy _____.




A pizza is _____.

_____.

Lesson Three Words


1 Find and circle the words.

slow ~~fast~~ quiet loud



2 Look and write.

~~louder~~ quieter slower faster



1 goose louder 2 sheep _____ 3 cow _____ 4 hen _____

3 Look and write.

- 1 The goose is _____ louder than _____ the hen.
- 2 The sheep is _____ the cow.
- 3 The cow is _____ the sheep.
- 4 The hen is _____ the goose.

1 Order the letters.

1 e f t e



feet


2 r e t e



3 e e h t r



4 c e h s e e



2 Write.

feet cheese tree three



Look up at the green ¹ tree .

What can you see?

Two ² and a tail.

Count them, one, two, ³ !

A monkey with a piece of ⁴,

That's what's hiding there!

3 Read. Circle the words with ee. Underline the words with e.

1



This pen is green.

2



There are three monkeys
in the tree.

3



My bed is red.

4 Now write the words in the correct box.

ee

green

e

Skills Time!

Lesson Five

Reading

irLanguage.com

1 Read.

Katie and Harry live at Fig Farm. On the farm they grow vegetables: carrots, tomatoes, and potatoes. They have fruit trees too: apples, plums, and figs. There are also animals on the farm: hens, cows, goats, and sheep. They get eggs and meat from the hens. They get milk and meat from the cows. They get milk and meat from the goats. And they get wool and meat from the sheep. There are also two dogs and four cats on the farm. Katie and Harry help their family on the farm.



2 Read and circle.

- 1 Circle two vegetables on the farm.
- 2 Circle two fruit trees on the farm.
- 3 Circle two animals on the farm.
- 4 How many dogs are there on the farm?
- 5 How many cats are there on the farm?

carrots oranges potatoes

figs plums pears

cows horses goats

one two three

three four five

Writing

1 Circle *and*. Then write two sentences for each sentence.

- 1 Harry is seven and Katie is nine. Harry is seven. Katie is nine.
- 2 This is a donkey and these are hens. _____
- 3 I like bananas and he likes apples. _____
- 4 There is a slide and there are swings. _____



About me!

2 Circle the animals you can see at a farm.

lion cow sheep tiger giraffe donkey horse zebra
hen chick monkey elephant goat goose polar bear

3 Draw and write about a farm visit.

At a farm, I can see a goat.

At a farm, I can see a _____.

I can see a _____.

I _____.

I can't see a _____.

I can't see a _____.

I _____.

Fluency Time! 5

Everyday English

1 Look and write.

for Everyone's welcome in room party having Thank



2 Write the sentences. Use the word(s) in the box.

1 Welcome to the party.

my house Welcome to my house. _____

2 This is for you.


Grandpa _____

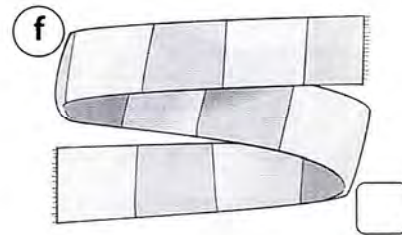


3 Everyone's in the living room.

kitchen _____

4 Grandpa is in the kitchen.

Your aunt _____

1 Watch and check (✓) the objects you see. 



2 Watch again. Write the sentences and match.

1 *party / the / Welcome / to
Welcome to the party.*

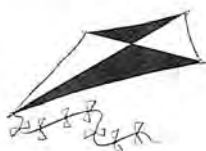
2 *for / this / you / is / Ellie,*

3 *you / having / Thank / me / for*

4 *soon, / See / Ellie / you*



**3 Choose and color a present for your family.
Tell your friend.**



*This is for my sister.
She likes dolls.*

Lesson One Words

1 Find and circle the words.

photo dry ~~kind~~ wet fridge bad




k s e k i n d p y



o c t w e t x y



t p d r y q x



h s p h o t o x b



l e p b a d v c



p u f r i d g e t e i

2 Now look and write.

1 There are some  photos on the  .

2 This boy is  .

3 This duck is very  .

4 Her hands are  .

5 His hands are  .

1 Order the words.

1 bad were The ducks . The ducks were bad.

2 was good . This boy _____

3 park were We the in . _____

4 babies . The weren't sad _____

5 were hungry They . _____

6 . dry was Mom _____


7 wet wasn't She . _____

8 then little Billy was . _____



2 Look and write.

was wasn't were weren't

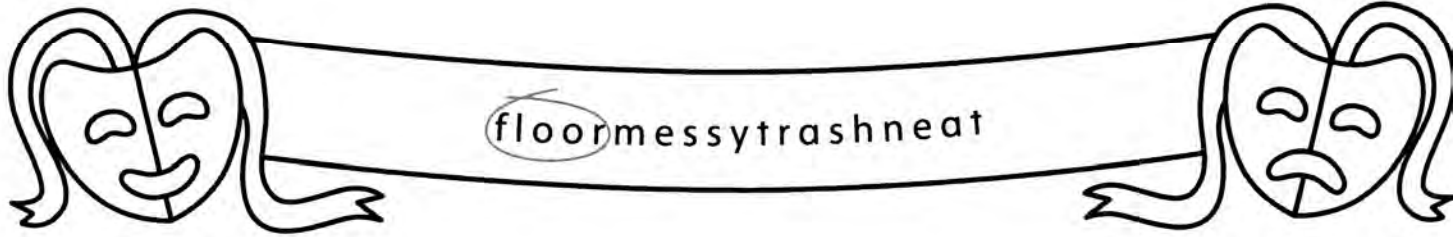


- 1 Rosy and Tim were in the park.
- 2 Tim _____ very kind. The babies _____ cold. They _____ hungry.
- 3 It was raining. Rosy and Tim _____ very wet. Mom _____ wet. She _____ dry.
- 4 The ducks _____ very bad. The goat _____ bad too.
- 5 Billy _____ a bad boy. But he's a good boy now.

Lesson Three Words



1 Find and circle the words.

neat trash floor messy



2 Look and write.

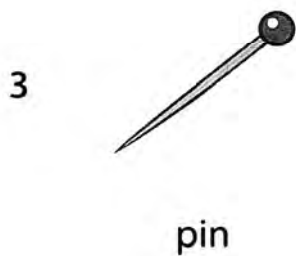



happy photo wet ~~hungry~~ party dry
dirty floor neat



1	h	u	n	g	r	y
2	a					
3	p					
4	p					
5				y		
				m		
6			e			
			m			
7			o			
8			r			
			i			
9			e			
			s			



1 Read the words. Add the magic e and write.



2 Write.

~~cube~~ Cub cap pine cape pin Cube

A lion cub plays with a ¹ cube.

² _____, cub, cub,

³ _____, cube, cube.

There's a big ⁴ _____ under the ⁵ _____.

Pin, pin, pin.

Pine, pine, pine.

She has a red ⁶ _____ and a ⁷ _____.

Cap, cap, cap.

Cape, cape, cape.




Skills Time!

Lesson Five

Reading

1 Read.

Our class play by Robin (Class 2L)
This year, our class play was *On the farm*.
My friends and I were the farm animals.
I was a horse. My costume was a big
horse's head and body. Charles was a
sheep. Nicola was a hen. All the animals
were happy on the farm.
Everyone was very good. All our moms and
dads were very happy. Our teacher was
very proud of us.



2 Read again. Match the children to the animals.

- | | | |
|-----------|----------------------------|---------|
| 1 Robin | <input type="checkbox"/> b | a hen |
| 2 Nicola | <input type="checkbox"/> | b horse |
| 3 Charles | <input type="checkbox"/> | c sheep |

3 Now complete the sentences.

sheep good ~~2L~~ animals hen happy

- 1 Robin is in class _____ 2L _____.
- 2 Robin and his friends were farm _____.
- 3 Charles was a _____.
- 4 Nicola was a _____.
- 5 Everyone was very _____.
- 6 The moms and dads were _____.

Writing

1 Write *and* or *or*.

- 1 I have a teddy bear and a doll. 2 He doesn't have a kite _____ a bike.
- 3 I am cold _____ tired. 4 She isn't scared _____ angry.
- 5 He doesn't like candy _____ chocolate. 6 She doesn't play soccer _____ tennis.
- 7 I do my homework _____ watch TV. 8 I like apples _____ pears.



About me!

2 Circle how you were during 2nd grade. Underline how your friends were.

happy sad kind bad neat messy
good tired angry scared brave

3 Draw and write about you and your friends during 2nd grade.

I was happy. _____

I was _____.

I _____.

My friends were _____.

They were _____.

They _____.

Geography Time!


Topic: The Desert



1 Match the words to the meanings.

- | | |
|-------------|--|
| 1 camel | a They take water from under the ground. |
| 2 sand dune | b It can live for a week without water. |
| 3 leaf | c It is a very big stone. |
| 4 plant | d The wind blows this mountain shape. |
| 5 rock | e This is part of a plant. |

2 Write.

plant sand snow camel leaves rocks rain

There are three types of desert. Some have  sand . Some

have  . Some have ice and  .


There is very little  in the desert. Animals like the



_____ don't drink every day. A cactus is a desert



_____ . It has lots of water in its



1 Listen again and write the sentences.  170

1 This and desert is . hot sandy a

This is a hot and sandy desert.

2 can on sand walk the Camels .

3 is . ice snow and There everywhere

4 are cold desert bears and There foxes in . the


5 rocks This has lots of . desert big

6 deserts There . sand dunes in windy usually are

2 Match the pictures to the sentences in Exercise 1.



3



3 Look at Exercise 1. Point and say.

Lesson One Words

1 Write.

man men woman women ~~child~~ children

1



child

2



3



4



5



6



2 Now look and answer the questions.

There is There are



1 How many men are there?

There are two men.


2 How many children are there?

3 How many boys are there?


4 How many women are there?

1 Write.


some any



1 There were some chairs in the classroom.



2 There weren't _____ tables in the school yard.



3 There weren't _____ children in the art room.



4 There were _____ teachers on the field.

2 Look and write.

some ~~were~~ school yard was any wasn't



1 It was the school awards ceremony. They were late.



2 They were in the classroom. There weren't _____ children. But there were _____ teachers.



3 The awards ceremony _____ in the classroom. It was in the _____.



4 There _____ an award for English. Rosy and Tim were the winners.

Lesson Three Words

1 Match.

1 first

c

a 3rd

2 second

b 4th

3 third

c 1st

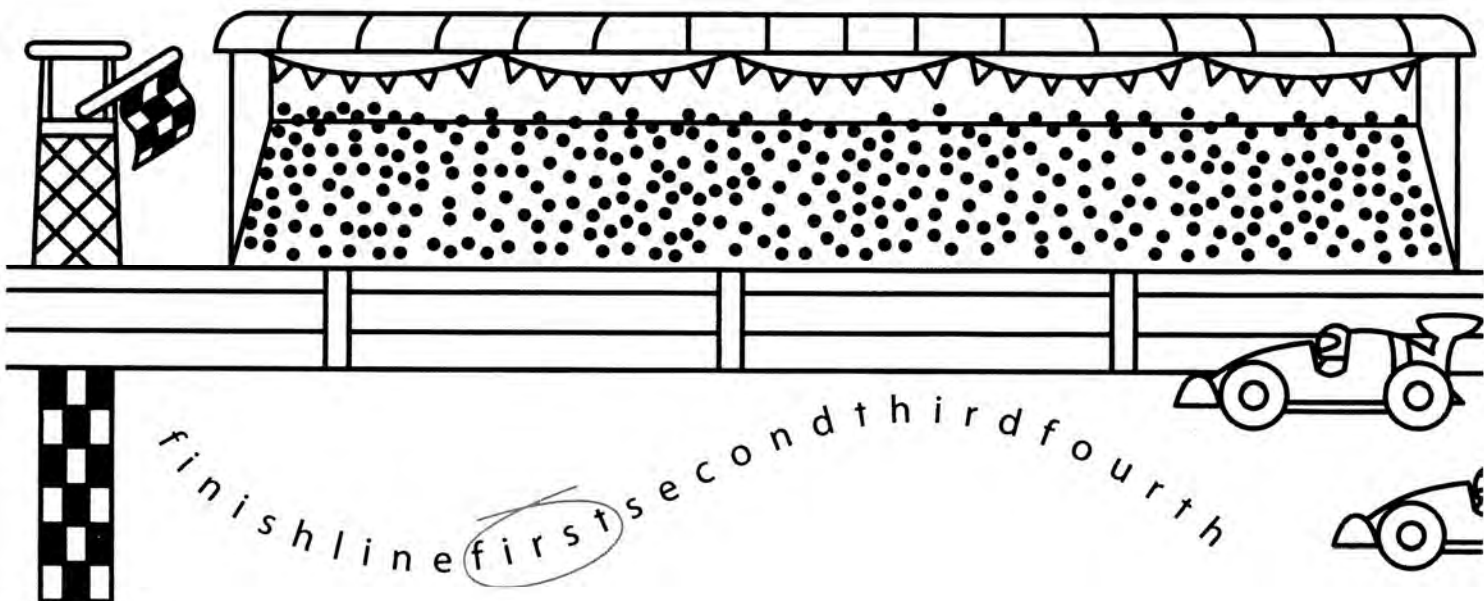
4 fourth

d 2nd




2 Find and circle.

fourth first third second finish line



3 Look and write. Use the words above.



The animals were in a race!

Go, go, go!

Some were fast,

And some were slow.

The hen was _____.

The rabbit was _____.

The cow was _____.

The horse was _____.

1 Circle the word that contains a different end sound.

1 bank drink swing


2 ring bank pink


3 swing king drink


4 king pink swing


5 drink ring king

2 Match the letters and write.

1  dri _____ drink

2  ki _____

3  ri _____


4  ba _____

ng

nk

3 Write.

Swing Ring Drink Sing king



¹ Sing a song while you

² _____, swing, swing.

Look at the ³ _____ with his

⁴ _____, ring, ring.

Now you're thirsty, have a

⁵ _____, drink, drink.

Skills Time!

Lesson Five

Reading

1 Read the story about Suzy the horse again. Put the pictures in the correct order.



2 Match the sentences to the pictures above.

- 1 Suzy is a carousel horse.
- 2 She isn't happy. She wants to be a real horse.
- 3 She can move her head and tail. She is a real horse.
- 4 Suzy is happy. She's running and eating.
- 5 Now she is cold and scared.
- 6 Suzy goes back to the carousel.

b

3 Circle the incorrect words. Write the sentence correctly.

1 Suzy is a cow.

Suzy is a horse.

3 She's in front of a blue goat.

5 She eats ice cream in the field.

2 She's behind a green horse.

4 She drinks milk in the field.

6 At night she's hot.

Writing

1 Write s or ies.

1 family families

3 baby _____

5 party _____

2 boy _____

4 turkey _____

6 monkey _____



About me!

2 Check (✓) what you can see at a school open day.

men rabbits women children

lions teachers frogs

3 Draw and write about a school open day.

There are some children.

There are some _____

There _____


There _____

There aren't any _____

There _____

There _____

1 Write.



- 1 **short** The boy is shorter than the girl.
- 2 **small** His coat is _____ the girl's coat.
- 3 **fast** But he is _____ the girl.
- 4 **loud** And he is _____ the girl.
- 5 **quiet** The girl is _____ the boy.

2 Read the words. Write them in the correct boxes.

cow fourth goat first horse ~~bad~~ sheep
dry third dirty wet second

adjectives

bad

animals

numbers

3 Look and write how many.



women	2
dolls	_____
men	_____
children	_____
teddy bears	_____
toy cars	_____

4 Now look and write.

There are some ... There aren't any ...

- 1 women There are some women.
- 2 dolls _____
- 3 men _____
- 4 children _____
- 5 teddy bears _____
- 6 toy cars _____



5 Answer the questions.

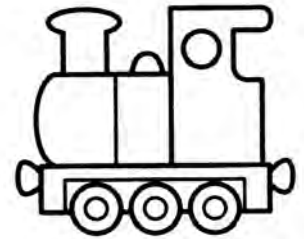
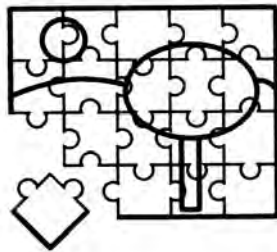
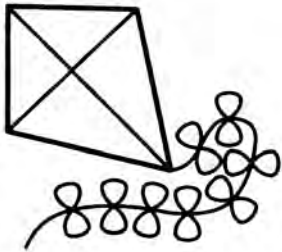
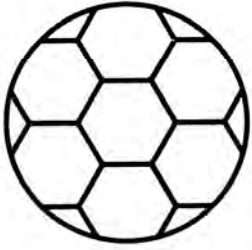
- 1 What's your name? _____
- 2 How many brothers and sisters do you have? _____
- 3 What are you wearing? _____
- 4 What color are your clothes? _____
- 5 What is your teacher wearing? _____
- 6 What color are his or her clothes? _____
- 7 What are you doing now? _____

Picture dictionary




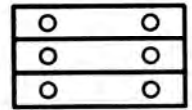
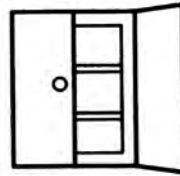

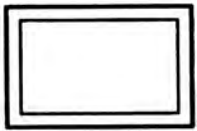
Look and write.

Starter Welcome back!








1 School things



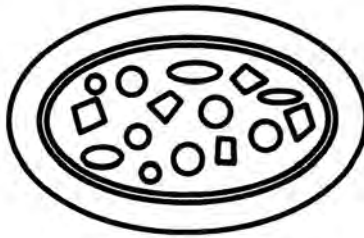

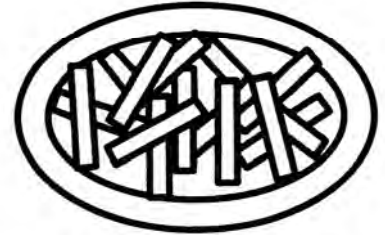
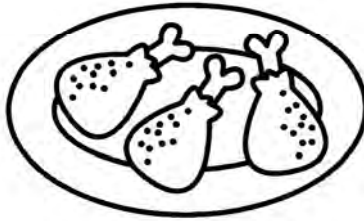

2 Feelings



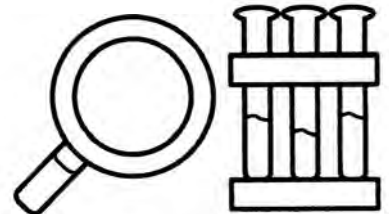

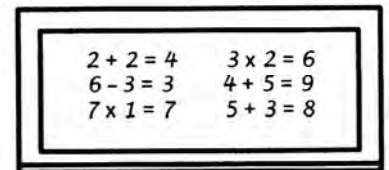
3 Outdoor activities



4 Food



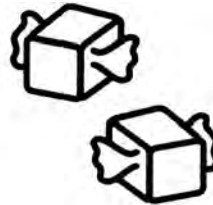
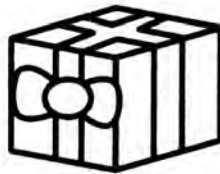
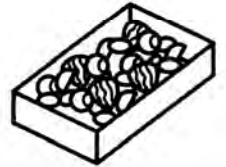
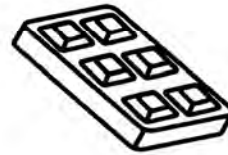
5 School subjects





6 After-school activities








7 Special days



8 Everyday activities



9 Places




10 Weather









11 Clothes



12 Celebrations




13 Farm animals



14 Memories



15 People



American ^{2nd Edition} Family and Friends

Supporting all
teachers, developing
every child



Teachers love Family and Friends. The clear structure, fast-paced language syllabus, engaging songs and stories, and comprehensive assessment package make it one of the world's most popular courses for young learners.

- NEW** Fluency Time! sections with functional language to build conversation skills
- NEW** Cross-curricular lessons develop presentation skills and critical thinking
- NEW** Systematic support for differentiated learning
- NEW** Interactive Online Practice and Online Play

Components

- **Student Book**
- **Workbook** with or without Online Practice.
- **Class Audio CDs**
- **Teacher's Book Plus** with Fluency DVD, Online Practice, and Assessment and Resource CD-ROM & Audio CD
- **Teacher's Resource Pack** with Story Posters, Phonics Cards, and Flashcards
- **Oxford iTools**
Digital Classroom Resources
- **eBooks**
Student Book and Workbook
- **Online Play**

Also available

- Grammar Friends
- Readers
- Oxford Primary Skills: Reading and Writing

OXFORD
UNIVERSITY PRESS



oxford **learning** | **oxford** | **oxford**

www.oup.com/elt/americanfamilyandfriends