


First Friends 2

Numbers Book

Naomi Moir



OXFORD

First Friends 2

Numbers Book



Naomi Moir

OXFORD
UNIVERSITY PRESS

Level 2 Scope and sequence



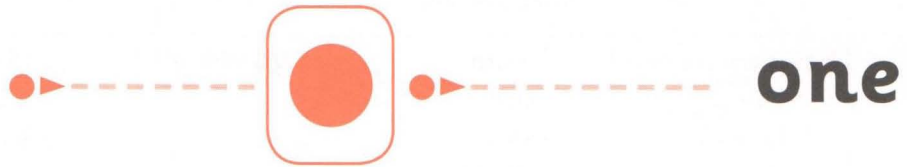
Topic	Structure	Vocabulary	Letters and phonics	Numbers	Songs and chants
1 Hello	Revision I'm (name). Commands	Revision Days of the week	Alphabet revision	Revision: 1–2 Number words: one, two	Lesson 2: Days of the week Lesson 3: Letter song Lesson 4: Letter song
2 Our school	What's this? It's... Who's this? He's... / She's...	classroom friend music room playground sandbox school bus seesaw teacher	Alphabet revision	Revision: 3–5 Number words: three, four, five	
3 My friends	Are you...? Yes, I am. / No, I'm not.	cold happy hot hungry sad thirsty tired	digraph 'sh' sheep shoes fish	Revision: 6–8 Number words: six, seven, eight	Lesson 3: Letter song Lesson 4: If you're happy...
4 I can...	I can...	catch climb draw jump kick run sing throw	digraph 'th' throw thumb bath	Revision: 9–10 Number words: nine, ten	Lesson 3: Letter song Lesson 4: I can jump...
5 My home	There is... / There are...	bedroom dining room kitchen living room lamp plant sofa TV	digraph 'ch' chocolate beach kitchen	11–12 eleven, twelve	Lesson 3: Letter song Lesson 4: Bean plant, bean plant, Grow, grow, grow

Topic	Structure	Vocabulary	Letters and phonics	Numbers	Songs and chants
6 My room	Where is it? It's in / on / under...	bed blanket shelf pillow wardrobe in on under	CVC with 'a': cat hat mat	13–14 thirteen, fourteen	Lesson 3: Letter song Lesson 4: Put your hand on your head
7 On holiday	How many are there? There are...	beach crab sand sandcastle sea shell umbrella black brown purple white	CVC with 'e': jet net wet	15–16 fifteen, sixteen	Lesson 3: Letter song Lesson 4: Ten umbrellas in the sun
8 Mealtime	She / He's got...	cheese chicken fish juice potato rice salad soup	CVC with 'i': big dig fig	17–18 seventeen, eighteen	Lesson 3: Letter song Lesson 4: I love food, let's eat, please
9 Circus fun	She / He / It can...	acrobat bicycle clown drum juggler parrot tent	CVC with 'o': hop mop top	19–20 nineteen, twenty	Lesson 3: Letter song Lesson 4: Let's all go to the circus
10 Jobs	Is she / he...? Yes, she / he is. / No, she / he isn't.	builder doctor farmer fireman policeman secretary shop assistant (taxi) driver	CVC with 'u': bun run sun	Numbers 11–20 – revision	Lesson 3: Letter song Lesson 4: How are you today? Lesson 5: Twenty horses on the farm



1 Hello

Lesson 1

1 Trace and count. Write.





1 Colour the pictures with 1 flower.



one


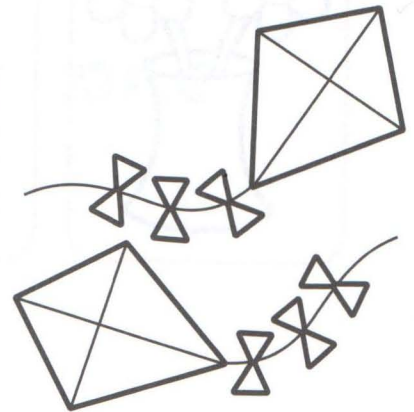


2 Colour the pictures with 2 apples.




two

Lesson 3



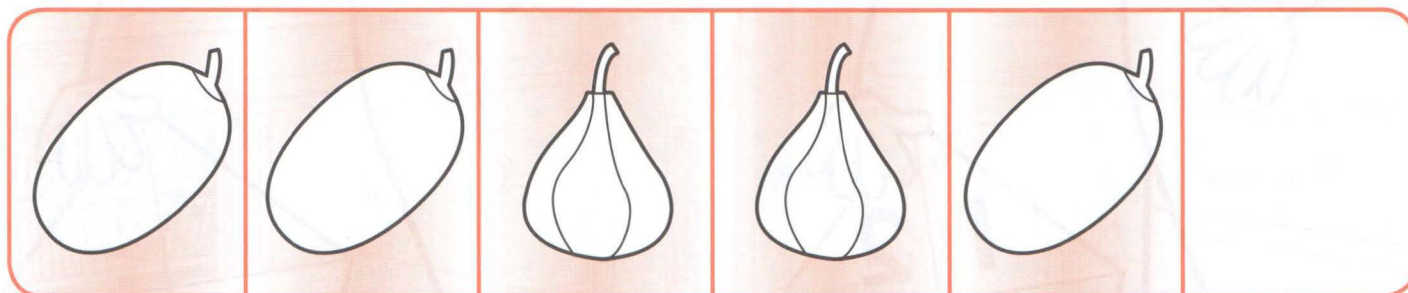


1 Count and match.



one
two

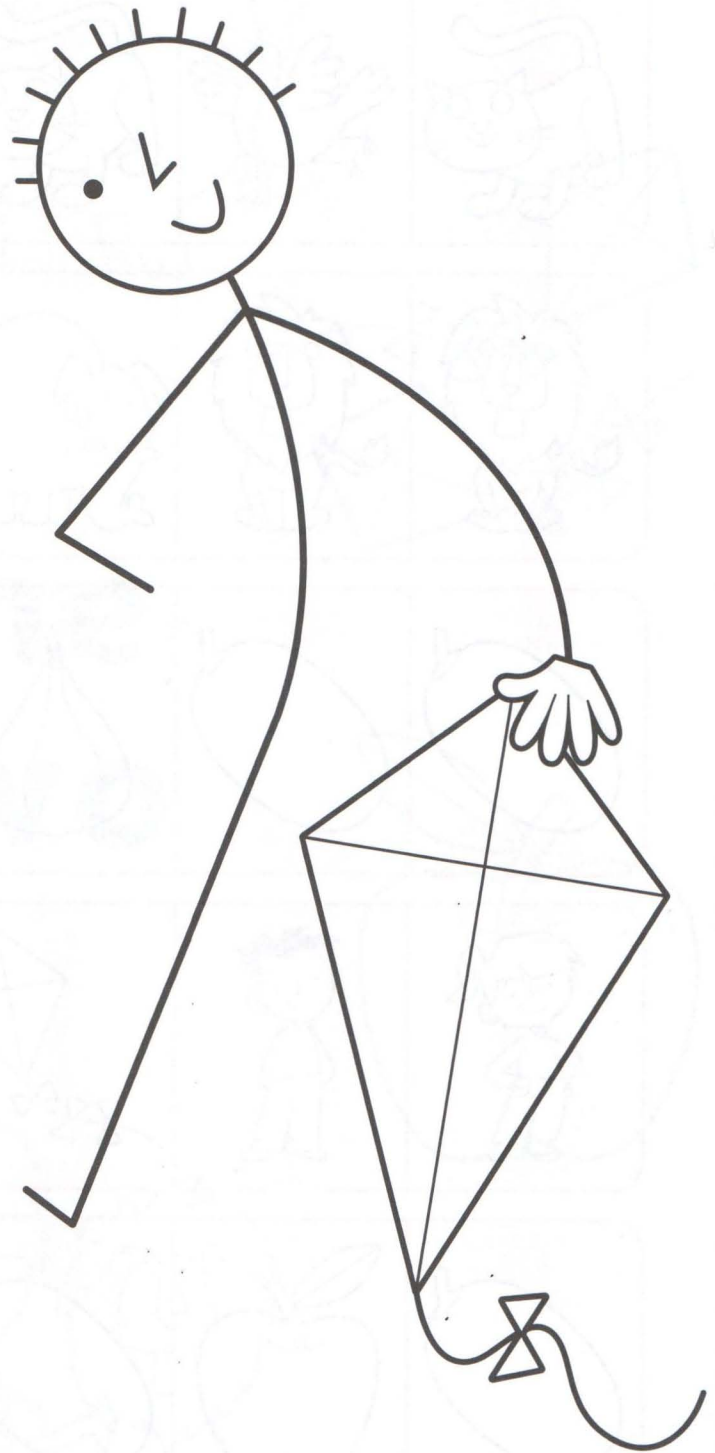



1 Look and draw.




Lesson 5

1 Look, draw and colour.




1 Look, count and write. Circle.




one/two



one/two



one/two



one/two



one/two




one/two


2 Our school

Lesson 1


1 Trace and count. Write.



three



four

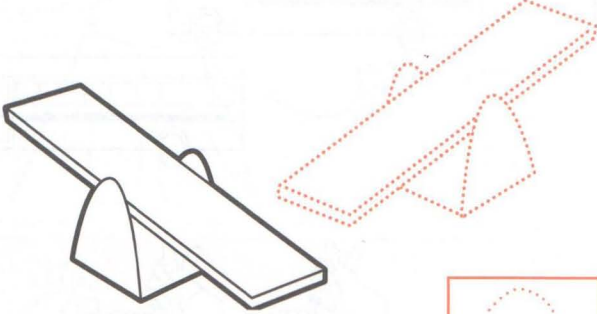


five

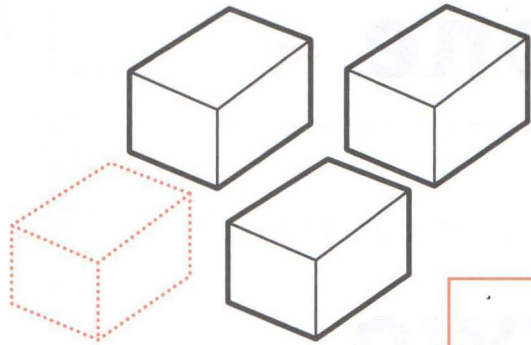
3 4 5 3

three four five

1 Draw and count. Trace and write.




two




four




three



five



three



one

Lesson 3

1 Count and match.

one

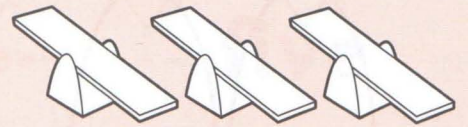

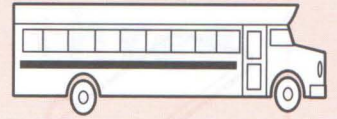



two


three

four

five




1 Count, colour and write.

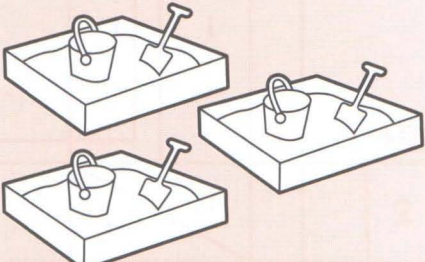


1	2	
3	4	5


one




1	2	
3	4	5



1	2	
3	4	5







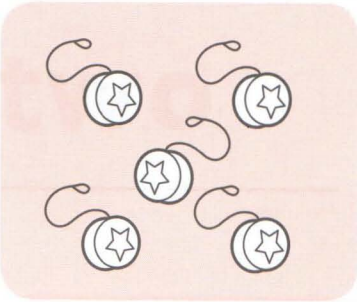

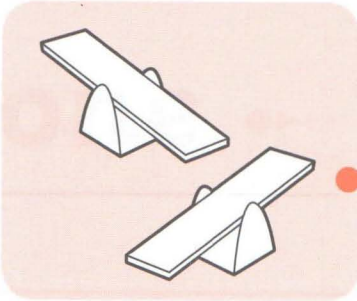
1	2	
3	4	5





1	2	
3	4	5

Lesson 5

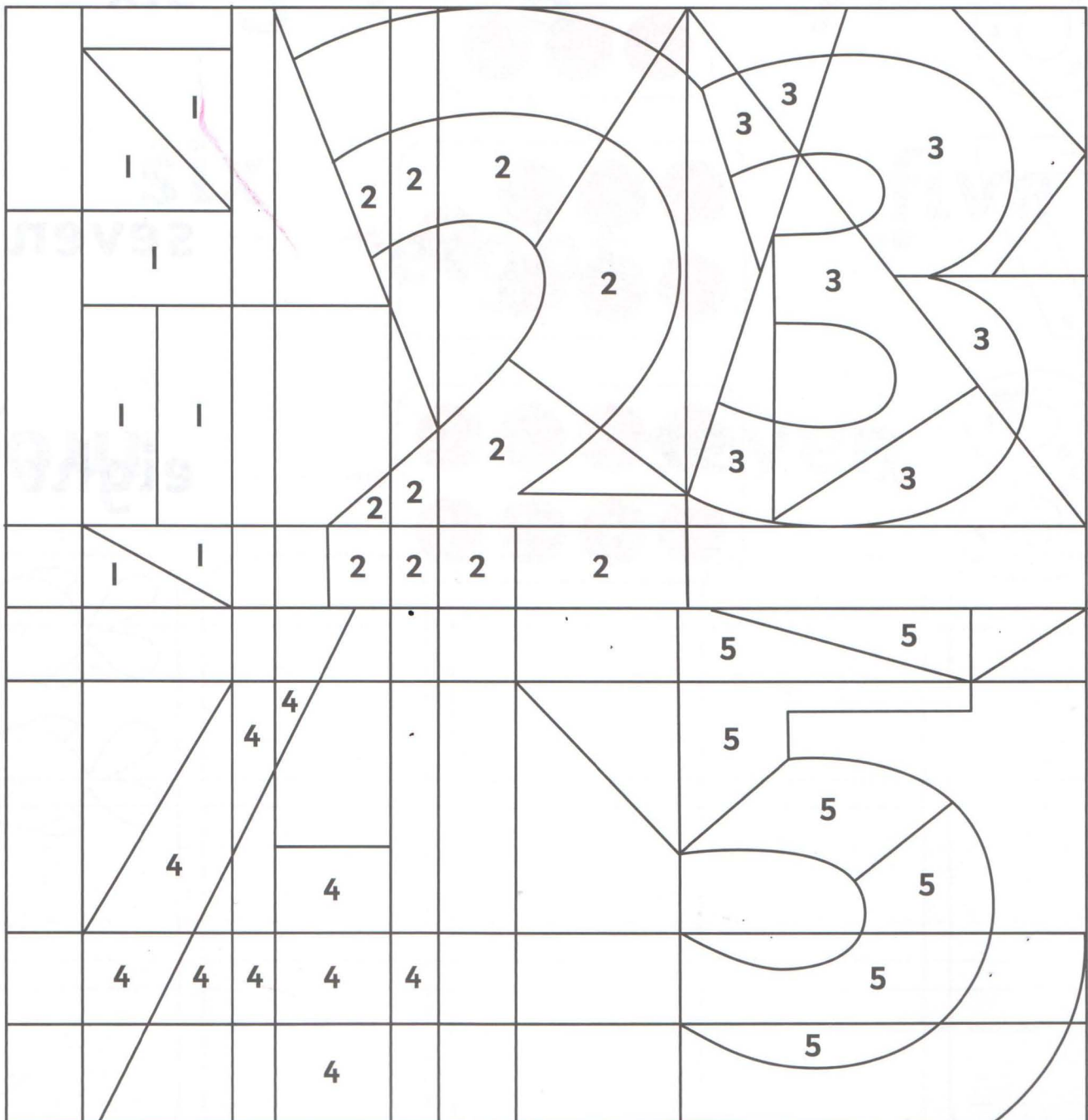

1 Count, match and write.



two




1 Colour.




3 My friends

Lesson 1


1 Trace and count. Write.




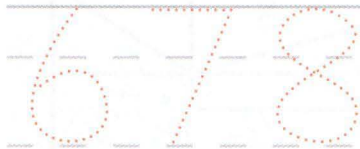
six



seven



eight



1 Match and draw.

4 5 6 7 8

six

eight

five








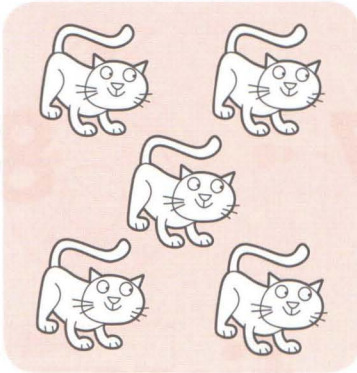
four

seven

A matching exercise with four boxes. The first box contains four fish: two solid and two dotted. The other three boxes are empty. Lines connect the numbers 4, 5, 6, 7, 8 to the words four, seven, six, five, eight respectively. A dashed line also connects the number 4 to the word four.

Lesson 3

1 Count, match and trace.



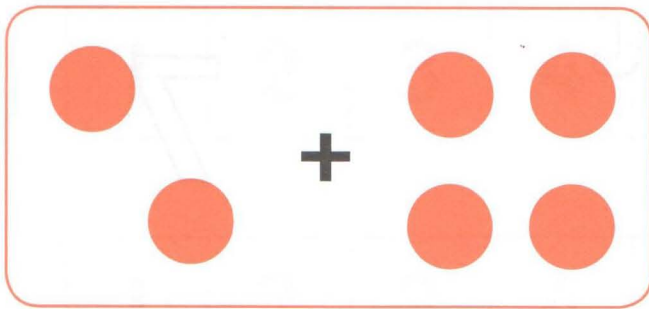
five

six

seven

eight


1 Count, write and circle.



=

five


six



=

seven


eight



=

six

four



=

seven

eight

Lesson 5

1 Match the numbers and the words. Colour.

1

eight

7

two

4

one

5

six

2

8

three

five

four

6

3

seven

1 Jump 1 and write.

1	2	3	4	5	6	7	8
---	---	---	---	---	---	---	---

2

1	2	3	4	5	6	7	8
---	---	---	---	---	---	---	---

--

1	2	3	4	5	6	7	8
---	---	---	---	---	---	---	---

--

2 Jump 2 and write.

1	2	3	4	5	6	7	8
---	---	---	---	---	---	---	---

7

1	2	3	4	5	6	7	8
---	---	---	---	---	---	---	---

--



1	2	3	4	5	6	7	8
---	---	---	---	---	---	---	---

--


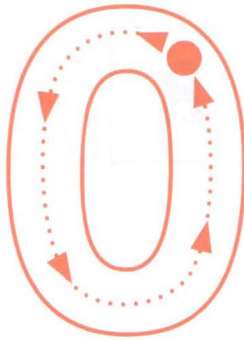
4 I can...

Lesson 1


1 Trace and count. Write.



nine




ten



nine ten

1 Look and write.

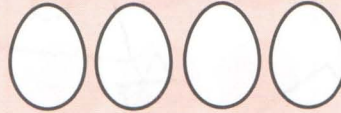



_____	_____	_____	_____	_____
one	two	three	four	five
_____	_____	_____	_____	_____
six	seven	eight	nine	ten


Lesson 3

1 Trace, match and write.

six



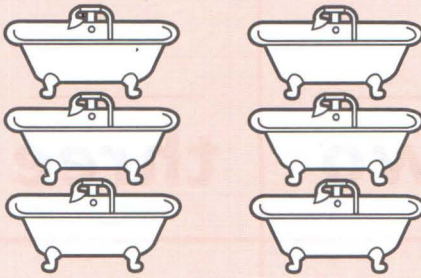
seven




eight




























nine



ten



1 Look and match.

Lesson 5

1 Count and match.

$$4 + 5 =$$

$$8 + 2 =$$

$$4 + 6 =$$

$$6 + 3 =$$

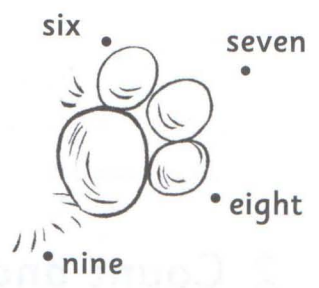

$$5 + 5 =$$

$$7 + 2 =$$

9

10


1 Join the dots. Colour.



5 My home



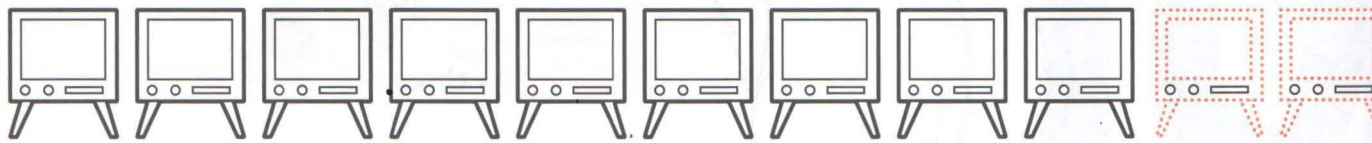
Lesson 1

1 Trace and count. Write.

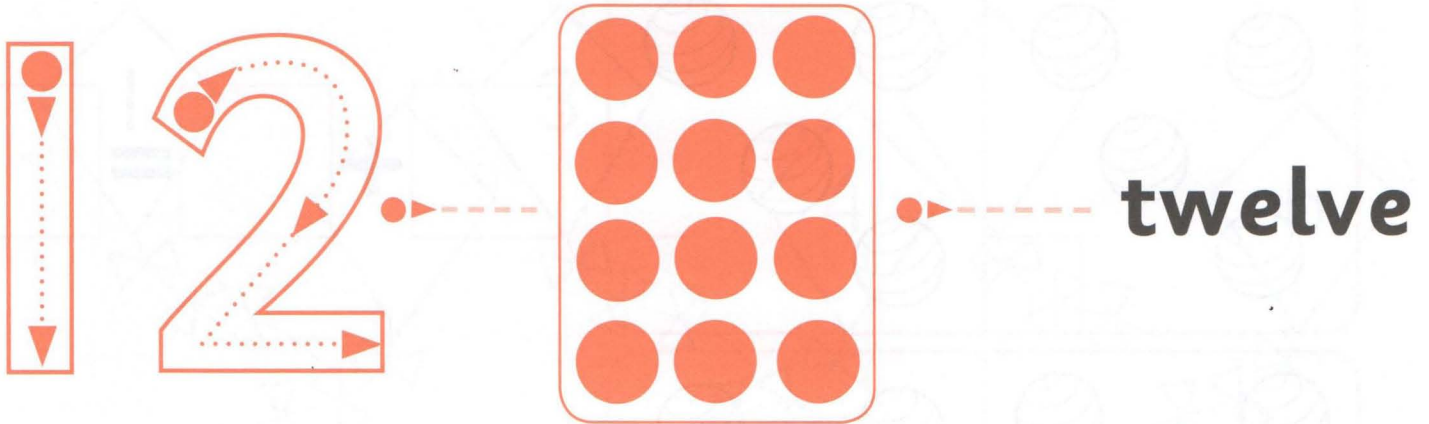


eleven

2 Count and draw 11.




1 Trace and count. Write.



twelve

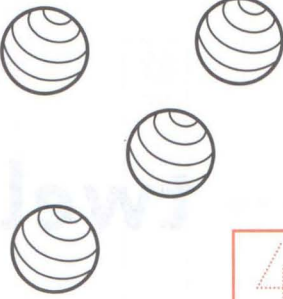
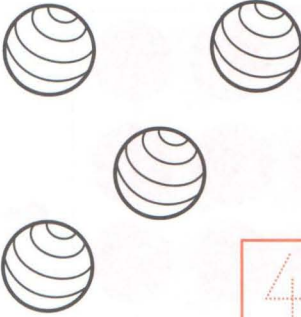
twelve

2 Circle 12 dolls.

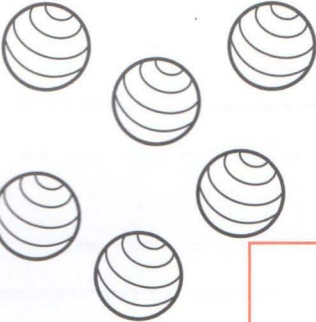



Lesson 3


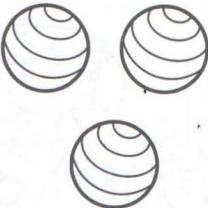
1 Count and write.

	
<input type="text" value="4"/>	<input type="text" value="4"/>



$$\boxed{4} + \boxed{4} = \boxed{8}$$

	
<input type="text"/>	<input type="text"/>

$$\boxed{} + \boxed{} = \boxed{}$$

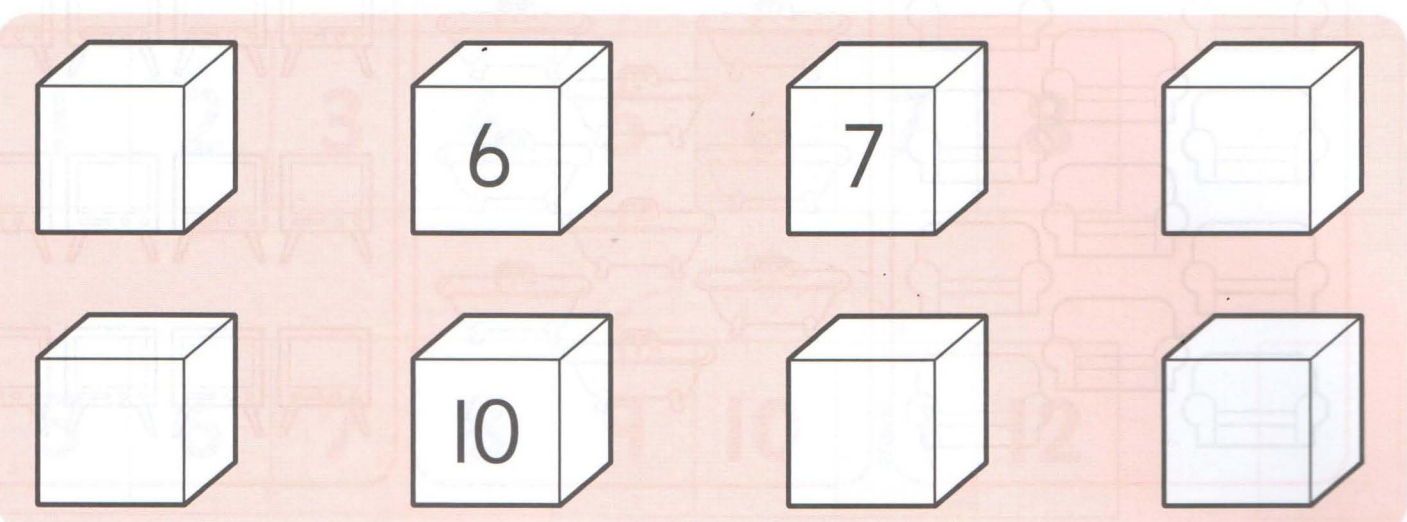
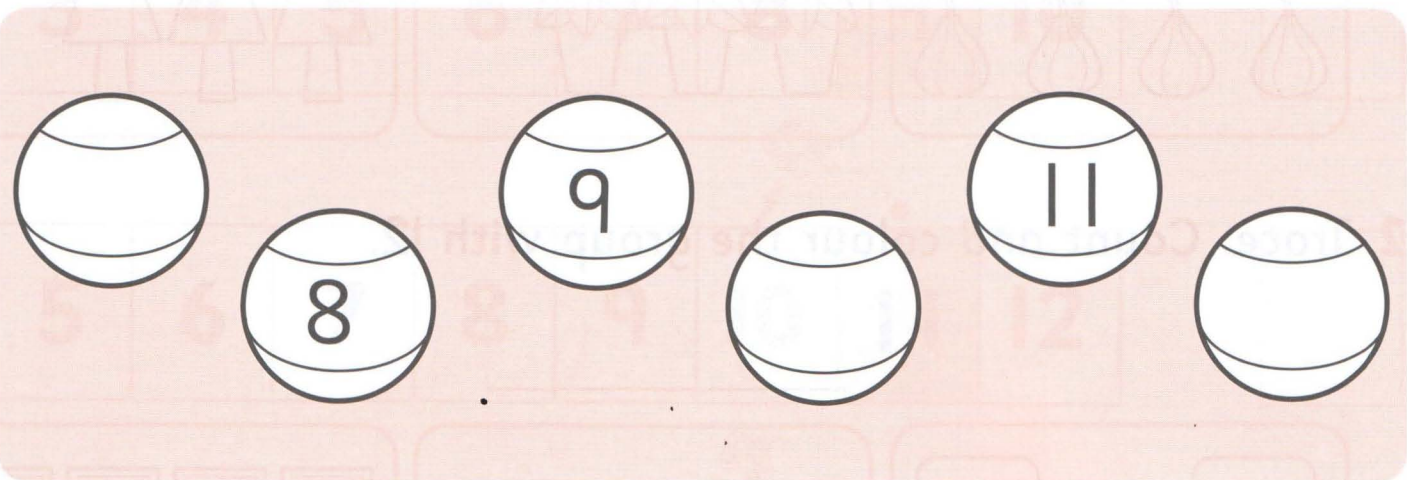
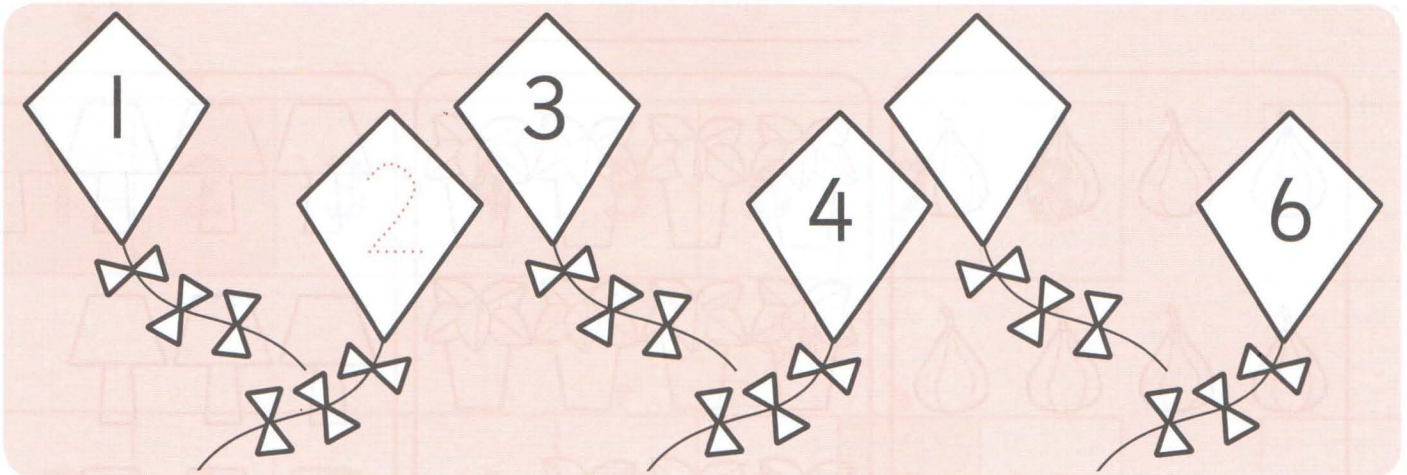
	
<input type="text"/>	<input type="text"/>

$$\boxed{} + \boxed{} = \boxed{}$$

	
<input type="text"/>	<input type="text"/>

$$\boxed{} + \boxed{} = \boxed{}$$



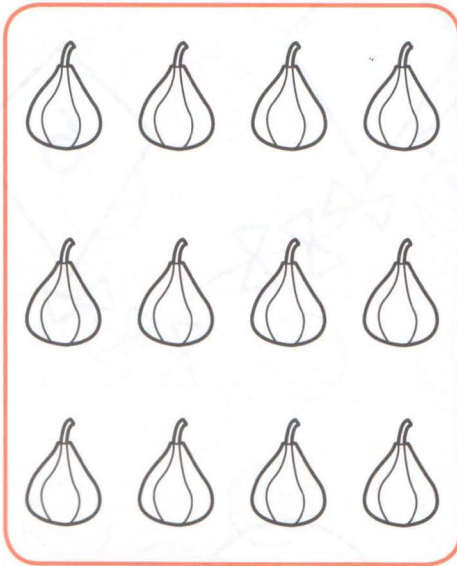
1 Write the missing numbers.



Lesson 5

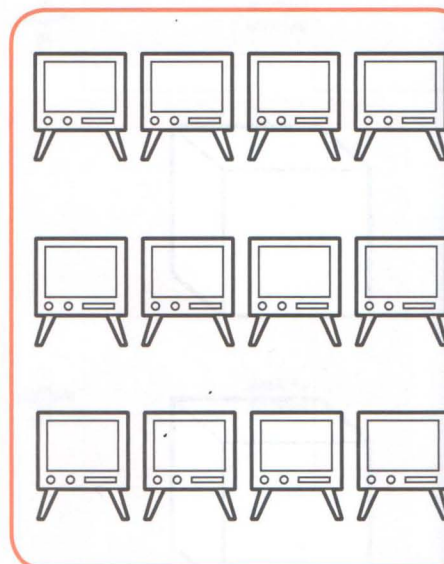

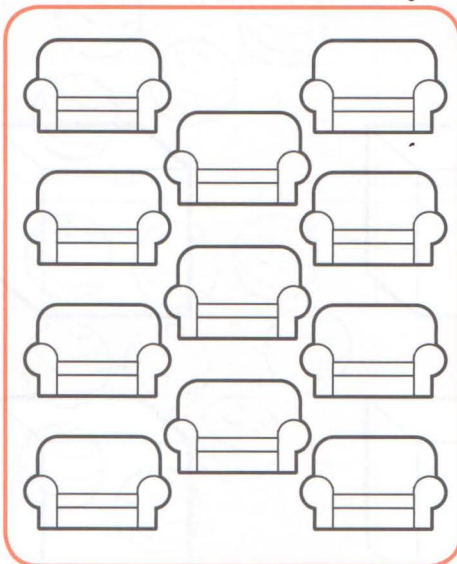
1 Trace. Count and colour the group with 11.

e l e v e n

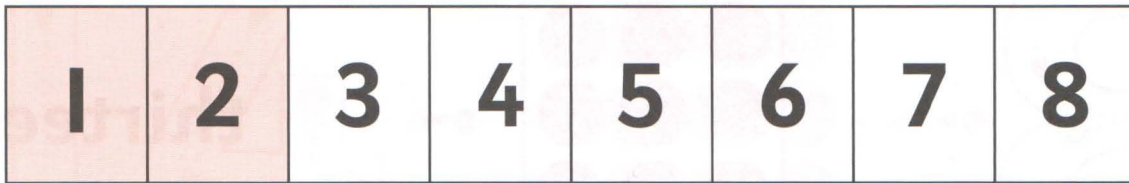


2 Trace. Count and colour the group with 12.

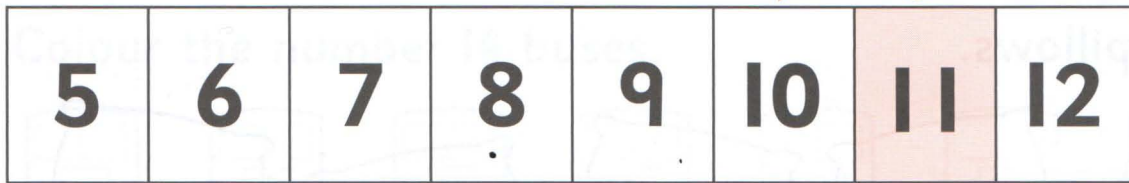
t w e l v e




1 Jump back and write.












6 My room


Lesson 1

1 Trace and count. Write.

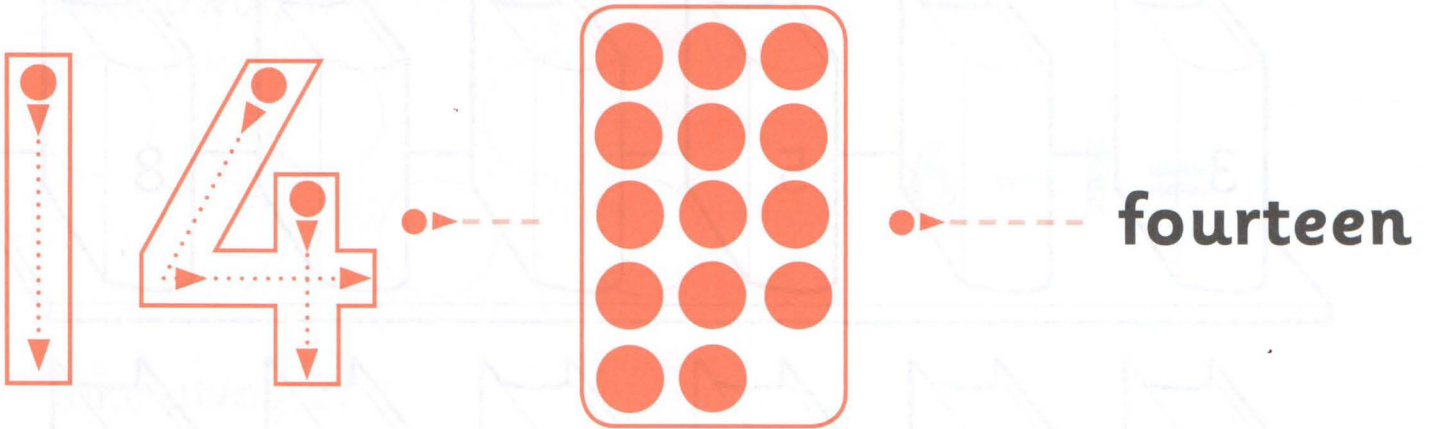


thirteen

2 Colour 13 pillows.

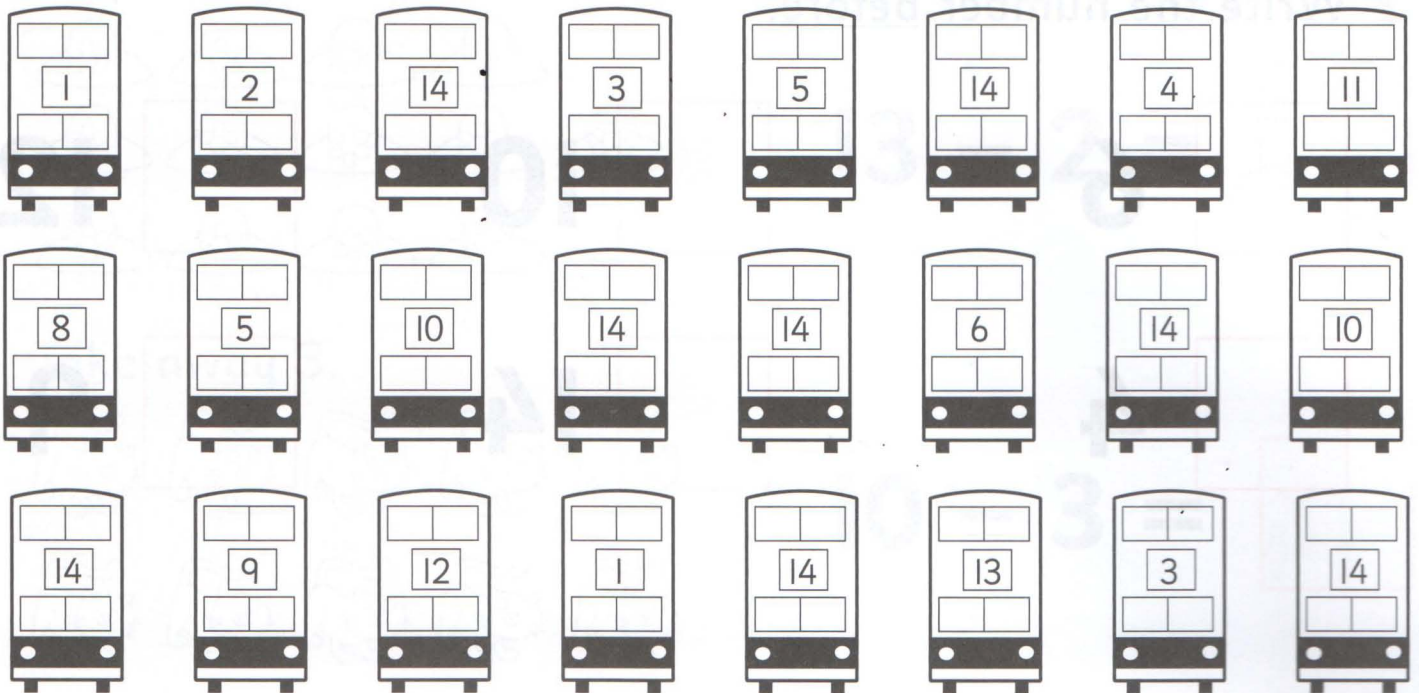


1 Trace and count. Write.



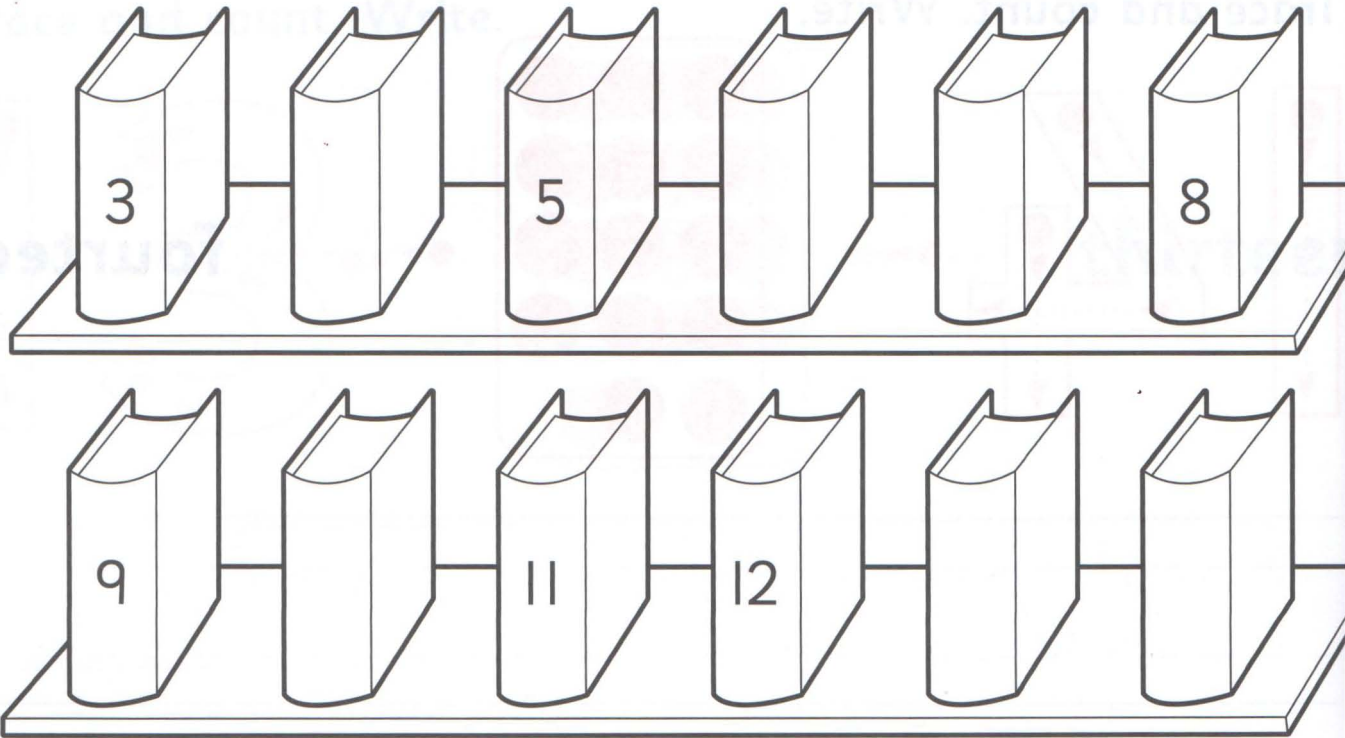
fourteen

2 Colour the number 14 buses.



Lesson 3

1 Write the missing numbers.



2 Write the number before.



6



10



12



4



14

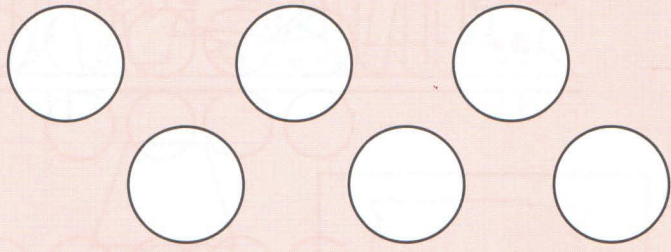


9

Lesson 4

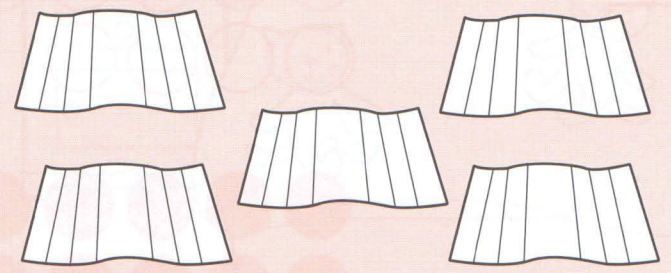
1 Look, count and write.

Take away 1.




$6 - 1 =$

Take away 2.




$5 - 2 =$

Take away 2.



$13 - 2 =$

Take away 3.




$10 - 3 =$

Lesson 5

1 Match, trace and colour.

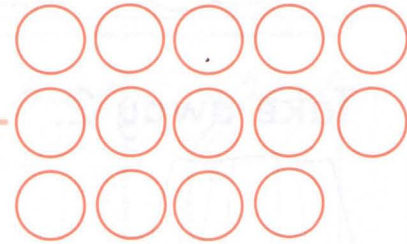
10

eleven




11

fourteen




12

ten



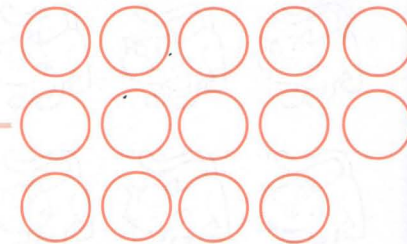
13

twelve





14

thirteen





1 Find and circle the 5 differences.



7 On holiday

Lesson 1

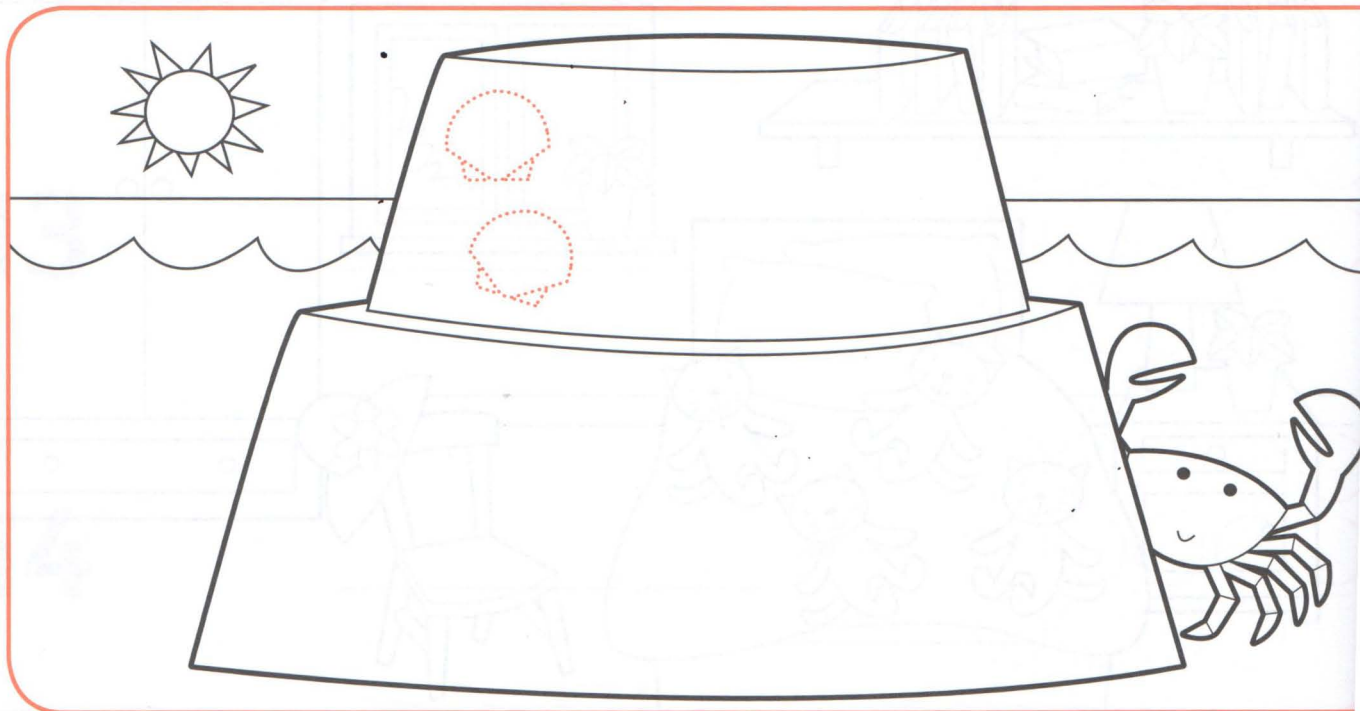
1 Trace and count. Write.



fifteen

fifteen


2 Draw 15 shells on the sandcastle.



1 Trace and count. Write.


sixteen

2 Circle 16 crabs.




Lesson 3

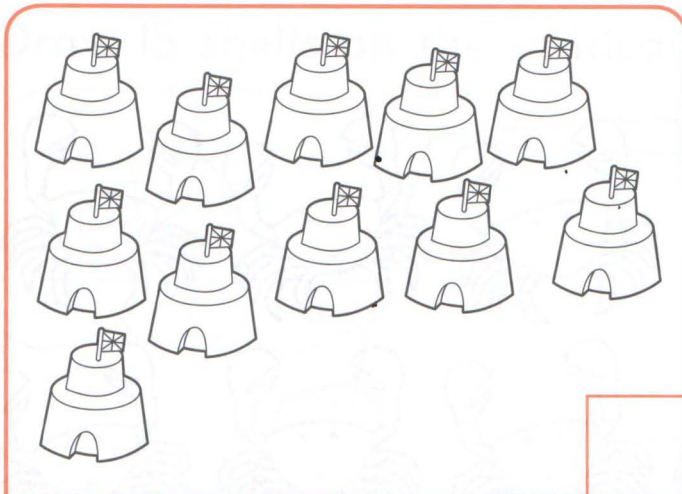
1 Count, write and circle.



thirteen	fourteen
fifteen	sixteen



twelve	thirteen
fourteen	fifteen



ten	eleven
twelve	thirteen




thirteen	fourteen
fifteen	sixteen

1 Count and match.

fifteen

$$12 + 4 =$$



15

$$8 + 7 =$$

sixteen

16

$$9 + 7 =$$

$$10 + 5 =$$





Lesson 5

1 Follow the numbers.



1 Look, count and write.




2
two












8 Mealtime

Lesson 1

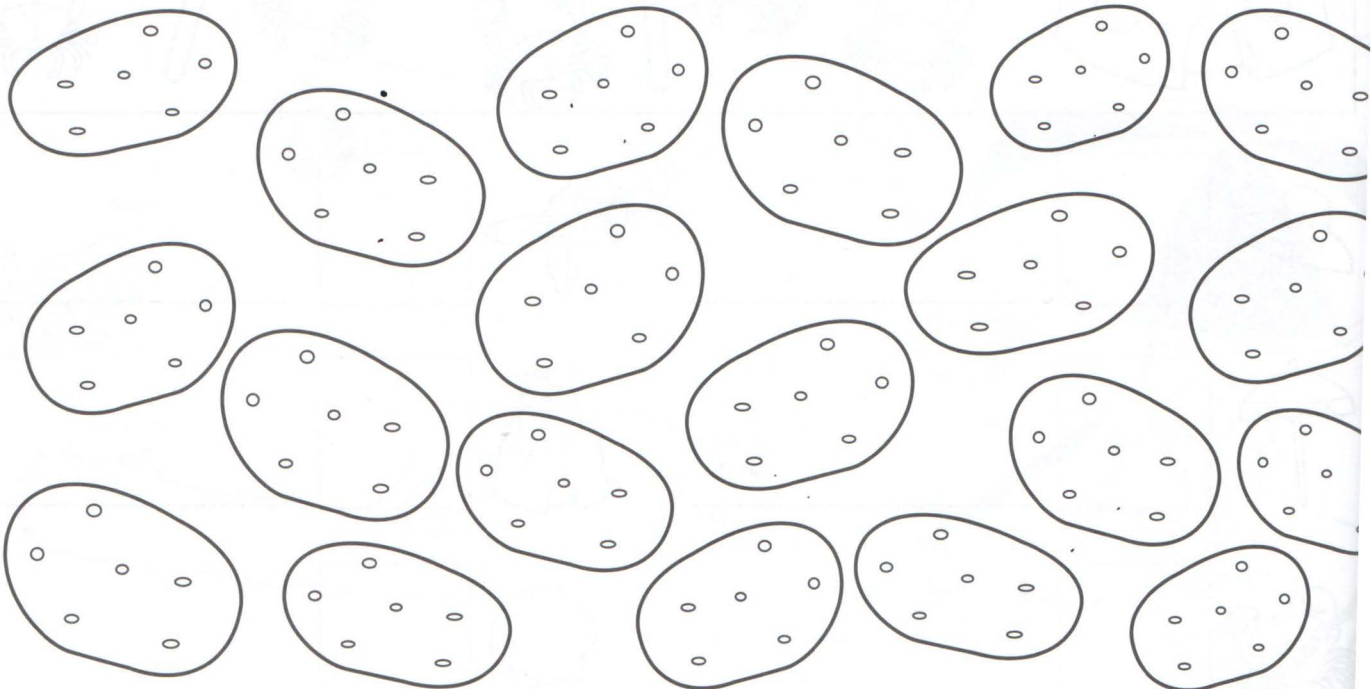
1 Trace and count. Write.



seventeen

seventeen

2 Colour 17 potatoes.




1 Trace and count. Write.

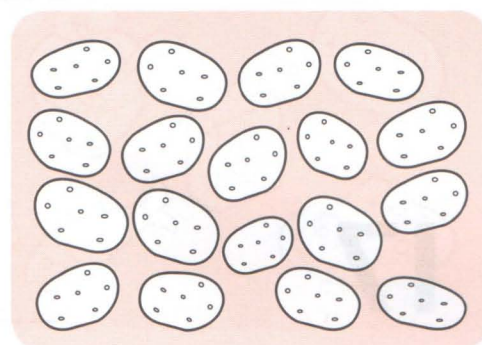
eighteen

eighteen

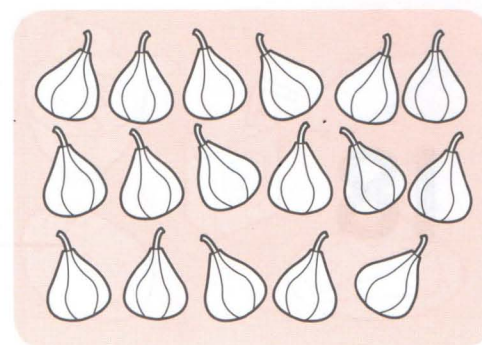

2 Count and match.



17



18




Lesson 3

1 Match, trace and colour.


14

fifteen




15

eighteen




16

fourteen




17

sixteen











18

seventeen



1 Look and match.



Lesson 5

1 Count, circle and colour.

fifteen	sixteen	seventeen	eighteen
15	16	17	18

fifteen	sixteen	seventeen	eighteen
15	16	17	18

fifteen	sixteen	seventeen	eighteen
15	16	17	18

1 Count and write.

Add $+$

11	12	13	14	15	16	17	18
----	----	----	----	----	----	----	----

$$11 + 3 = 14$$

11	12	13	14	15	16	17	18
----	----	----	----	----	----	----	----

$$15 + 2 = \square$$

11	12	13	14	15	16	17	18
----	----	----	----	----	----	----	----

$$13 + 5 = \square$$

Take away $-$

11	12	13	14	15	16	17	18
----	----	----	----	----	----	----	----

$$14 - 2 = \square$$


11	12	13	14	15	16	17	18
----	----	----	----	----	----	----	----

$$18 - 4 = \square$$

9 Circus fun


Lesson 1

1 Trace and count. Write.

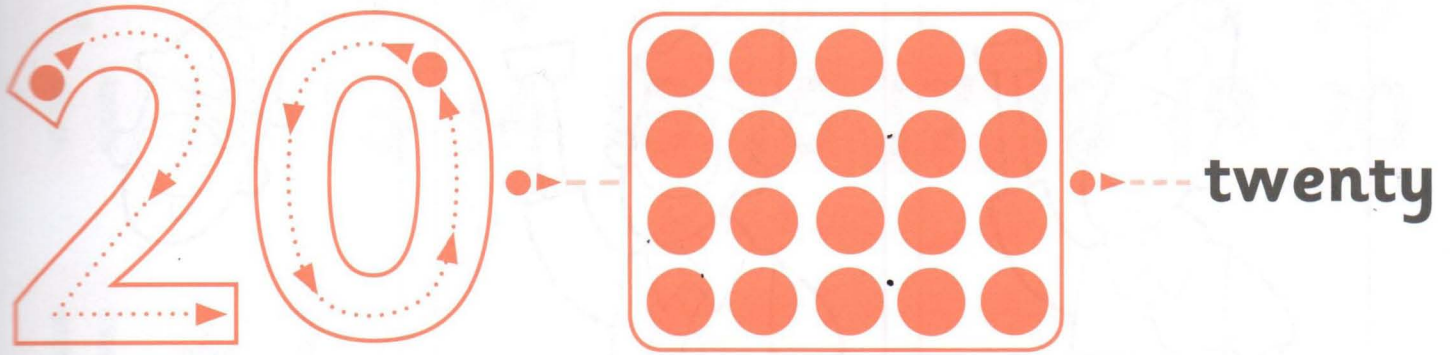


nineteen

2 Colour 19 balls.





1 Trace and count. Write.





twenty

2 Count and draw 20.



Lesson 3

1 Look, order and write.



1 Count and write.

1	2	3	4	5	6	7	8	9	10
11	12	13	14	15	16	17	18	19	20

$11 + 7 =$

18

eighteen

$10 + 10 =$

$12 + 4 =$

$11 + 8 =$

$13 + 4 =$

Lesson 5

1 Write the number before.

1	2	3	4	5	6	7	8	9	10
11	12	13	14	15	16	17	18	19	20

<input type="text" value="15"/>	16	<input type="text"/>	10	<input type="text"/>	18
<input type="text"/>	14	<input type="text"/>	20	<input type="text"/>	17

2 Now write the answers.

$16 - 1 =$

$10 - 1 =$

$18 - 1 =$

$14 - 1 =$

$20 - 1 =$

$17 - 1 =$

1 Match and circle.

16 17 18 19 20


eighteen

twenty

seventeen

sixteen

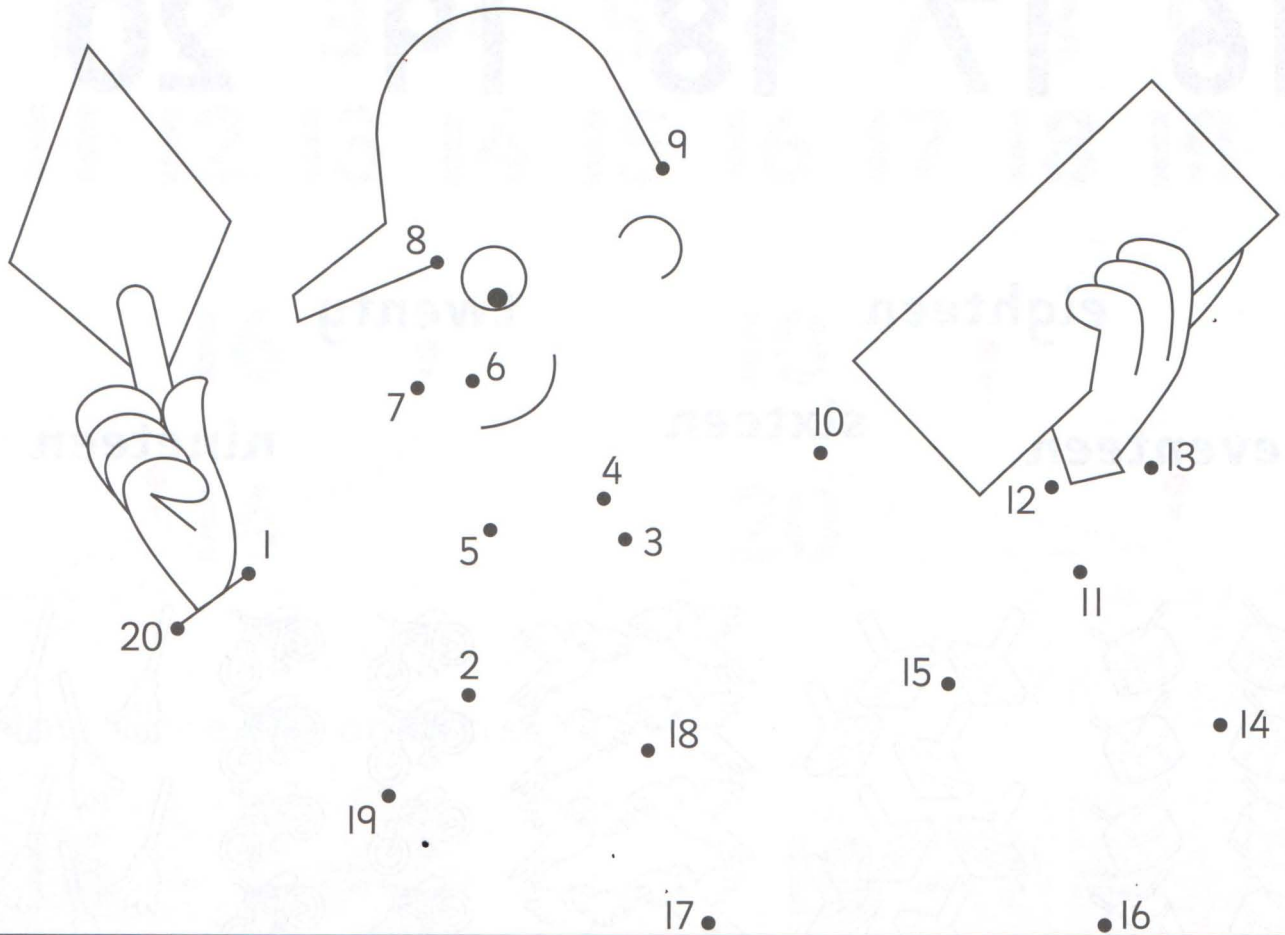
nineteen



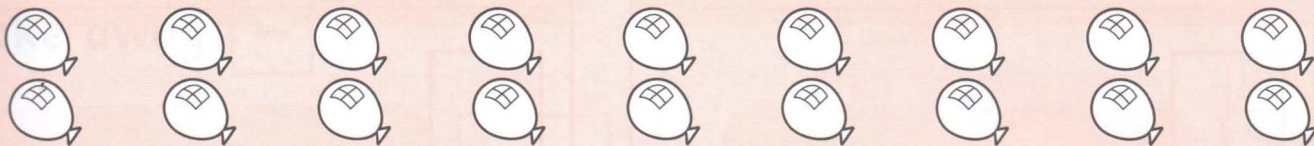


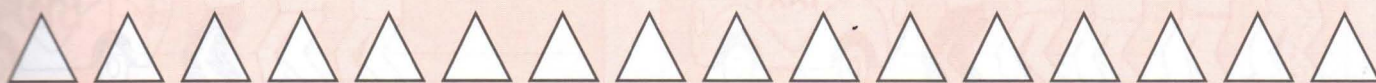
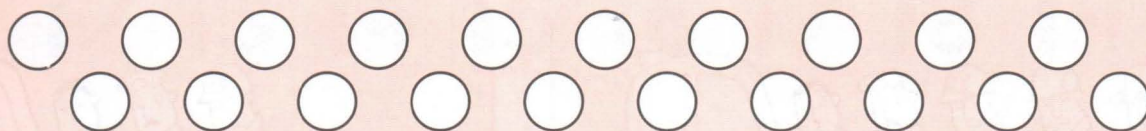
10 Jobs

Lesson 1

1 Join the dots. Colour.



1 Trace, count and draw.



sixteen



twenty



eleven



fourteen



eighteen





twelve

Lesson 3

1 Look, order and write.



5 five



1 Count and write.

11 12 13 14 15 16 17 18 19 20

Add $+$

$$13 + 3 = 16$$

$$16 + 2 = \square$$

$$11 + 4 = \square$$

$$17 + 3 = \square$$

Take away $-$

$$13 - 2 = 11$$


$$18 - 3 = \square$$

$$20 - 6 = \square$$

$$15 - 3 = \square$$

Lesson 5

1 Write the missing numbers.



2 Look and write.

11	_____
12	_____
_____	<i>thirteen</i>
14	_____
_____	<i>fifteen</i>

_____	<i>sixteen</i>
17	_____
18	_____
_____	<i>nineteen</i>
20	_____

1 Follow the numbers and help the farmer find his sheep.

The maze consists of a grid of numbers in circles. The path starts at the farmer and ends at the sheep. The path numbers are: 1, 2, 3, 4, 5, 6, 7, 8, 9, 10, 11, 12, 13, 14, 15, 16, 17, 18, 19, 20.

		6	1	4	10	11
		2	2	6	13	5
		3	4	8	16	18
16	9	9	5	6	9	5
2	15	2	1	7	3	10
8	13	10	9	8	4	12
9	4	11	6	11	8	18
7	13	12	17	15	13	11
15	14	11	7	17	7	4
16	17	18	19			
10	3	5	20			

OXFORD
UNIVERSITY PRESS

Great Clarendon Street, Oxford OX2 6DP

Oxford University Press is a department of the University of Oxford.
It furthers the University's objective of excellence in research, scholarship,
and education by publishing worldwide in

Oxford New York

Auckland Cape Town Dar es Salaam Hong Kong Karachi
Kuala Lumpur Madrid Melbourne Mexico City Nairobi
New Delhi Shanghai Taipei Toronto

With offices in

Argentina Austria Brazil Chile Czech Republic France Greece
Guatemala Hungary Italy Japan Poland Portugal Singapore
South Korea Switzerland Thailand Turkey Ukraine Vietnam

OXFORD and OXFORD ENGLISH are registered trade marks of
Oxford University Press in the UK and in certain other countries

© Oxford University Press 2009

The moral rights of the author have been asserted

Database right Oxford University Press (maker)

First published 2009

2013 2012

10 9 8 7 6

No unauthorized photocopying

All rights reserved. No part of this publication may be reproduced,
stored in a retrieval system, or transmitted, in any form or by any means,
without the prior permission in writing of Oxford University Press,
or as expressly permitted by law, or under terms agreed with the appropriate
reprographics rights organization. Enquiries concerning reproduction
outside the scope of the above should be sent to the ELT Rights Department,
Oxford University Press, at the address above

You must not circulate this book in any other binding or cover
and you must impose this same condition on any acquirer

Any websites referred to in this publication are in the public domain and
their addresses are provided by Oxford University Press for information only.
Oxford University Press disclaims any responsibility for the content

ISBN: 978 0 19 443210 8

Printed in China

ACKNOWLEDGEMENTS




Illustrations by: John Haslam

Character artwork by: Paul Gibbs.

First Friends 2

First Friends is a two-year beginner's course that develops vocabulary, practises phonics, and teaches family values.

- Class Book with Audio CD
- Activity Book
- Numbers Book
- Teacher's Book
- Class Audio CD
- Resource Pack: 100 flashcards, 5 posters



OXFORD
UNIVERSITY PRESS

www.oup.com/elt

OXFORD ENGLISH
ISBN 978-0-19-443210-8



9 780194 432108