

1

FOUR CORNERS

Second Edition

Student's Book
with Online Self-Study

JACK C. RICHARDS & DAVID BOHLKE



CAMBRIDGE
UNIVERSITY PRESS

CAMBRIDGE
UNIVERSITY PRESS

University Printing House, Cambridge CB2 8BS, United Kingdom

One Liberty Plaza, 20th Floor, New York, NY 10006, USA

477 Williamstown Road, Port Melbourne, VIC 3207, Australia

314–321, 3rd Floor, Plot 3, Splendor Forum, Jasola District Centre, New Delhi – 110025, India

79 Anson Road, #06–04/06, Singapore 079906

Cambridge University Press is part of the University of Cambridge.

It furthers the University's mission by disseminating knowledge in the pursuit of education, learning and research at the highest international levels of excellence.

www.cambridge.org

Information on this title: www.cambridge.org/fourcorners

© Cambridge University Press 2012, 2019

This publication is in copyright. Subject to statutory exception and to the provisions of relevant collective licensing agreements, no reproduction of any part may take place without the written permission of Cambridge University Press.

First published 2012

Second edition 2019

20 19 18 17 16 15 14 13 12 11 10 9 8 7 6 5 4 3 2 1

Printed in Dubai by Oriental Press

A catalogue record for this publication is available from the British Library

ISBN 978-1-108-65961-1 Student's Book with Online Self-Study 1
ISBN 978-1-108-68741-6 Student's Book with Online Self-Study 1A
ISBN 978-1-108-64936-0 Student's Book with Online Self-Study 1B
ISBN 978-1-108-56045-0 Student's Book with Online Self-Study and Online Workbook 1
ISBN 978-1-108-56048-1 Student's Book with Online Self-Study and Online Workbook 1A
ISBN 978-1-108-56399-4 Student's Book with Online Self-Study and Online Workbook 1B
ISBN 978-1-108-45950-1 Workbook 1
ISBN 978-1-108-45953-2 Workbook 1A
ISBN 978-1-108-45955-6 Workbook 1B
ISBN 978-1-108-63367-3 Teacher's Edition with Complete Assessment Program 1
ISBN 978-1-108-64464-8 Full Contact with Online Self-Study 1
ISBN 978-1-108-59712-8 Full Contact with Online Self-Study 1A
ISBN 978-1-316-99950-9 Full Contact with Online Self-Study 1B
ISBN 978-1-108-45973-0 Presentation Plus Level 1

Additional resources for this publication at www.cambridge.org/fourcorners

Cambridge University Press has no responsibility for the persistence or accuracy of URLs for external or third-party internet websites referred to in this publication, and does not guarantee that any content on such websites is, or will remain, accurate or appropriate. Information regarding prices, travel timetables, and other factual information given in this work is correct at the time of first printing but Cambridge University Press does not guarantee the accuracy of such information thereafter.

Harboring a shining -10 year history and accommodating over 13,000 active language learners at the moment, Iran Europe English Institute is one of the largest and most prosperous English institutes in Iran. Achieving such a large-scale success would not be feasible if it had not been for the relentless and industrious endeavors of Iran Europe's professional teachers and board of education. Every member of Iran Europe academic staff avidly seeks to furnish the learners with the most effective and the most pragmatic approach to language learning.

We put in our most pertinacious efforts to earn your trust and confidence. Having been meticulously handpicked through various strict recruitment stages, our staff are among the most technically and professionally qualified individuals who can deliver language education services to you. That aside, they are the friendliest cadre you would ever communicate with, who would always welcome you warmly with their never-failing smile. Admittedly, from the very first moment you set foot in one of our branches, you become a revered member of Iran Europe's big family.

What makes our institute distinctive from our competitors is our dedication to not just promise but to deliver. As we are committed to the spirit of excellence, we do acknowledge that language learning does not effectively take place within the walls of the classroom merely, which is why our concern for the development of your language competency extends to every means that places practice opportunities ahead of you. Meanwhile, we make it our mission of life that your experience at our institute becomes as productive, joyful and retaining as feasible.

As the chief of Iran-Europe family, I do embrace your presence here with care, enthusiasm and honor. We are determined to extend the reputation and services of Iran Europe English institute beyond the borders of Iran, all the way to the Middle East and East Asia. We are committed to conquer the future realms of language teaching and learning.

Thank you for making us your choice. We hope we deserve the privilege of serving you.

Mahyar Roustae
Managing Director

Iran Europe Language Institute

Iran Europe English Institute was established in 2003, and currently it has two branches in the west of Tehran, which have best access points to expressways, subway and bus stations, making it very convenient for students. The institute is set in over 8,000 square meters of fully-equipped educational space, which currently caters to 13,000 active students. The classes are offered on different days and at different times all 7 days of the week from 8:00 am to 10 pm. This allows full flexibility schedule-wise to our learners to pick out their classes at the hour of their own choice.

Mission and Vision

The mission of Iran Europe Language Institute is to broaden the horizon of learners via sticking to the highest standards of language teaching and learning.

It is our vision to be the trusted leader in language education for our learners, offering them a premier integrated teaching system and driving them down the path of language mastery with the joy of acquisition and at competitive tuition fees.

Values

Service

We strive to deliver the best to every learner every day. Our learners are our first priority in each and every decision we make. In all our endeavors, we are guided by our learners' needs, which assists us in creating a partnership that is effective across the continuum of education.

Integrity

We believe in and practice moral values that emphasize honesty, fairness, dignity and respect for the individual; we, hence, communicate openly and honestly to found trust and uphold the highest ethical and professional standards.

Respect

We treat each and every individual learner with the highest professionalism and dignity. We recognize, respect and actively support the differences among individuals and demonstrate this philosophy through our words and actions.

Relationships

We develop and strengthen collaborative and professional relationships with all our learners, teachers, employees, and our business partners.

Innovation

Change and dynamism are the two elements that forge our framework of operation at Iran Europe. We embrace the new, and constantly update our practices and procedures based on the cutting-edge pedagogical methods and materials.

Teamwork

Our system effectiveness is founded on the collective strength, cultural diversity and working with open communication and mutual respect. We operate collaboratively as an integrated and unified team to make contributions to the world of language education.

Our Responsibilities – Your Rights:

- You have the right to receive considerate, respectful and compassionate services irrespective of your age, gender, race, national origin, religion and disabilities.
- You have the right to receive services in a productive, peaceful and educational environment which maximizes learning.
- You can expect full consideration of your privacy and confidentiality.
- You have the right to receive detailed information about your teacher and educational plan.
- You have the right to choose your classes on any day of the week from 8:00 am to 10 pm.
- You can have consultation on your educational issues with the institute advisors and supervisors.

Plus Points and Special Offers

- The number of students in our classes does not exceed 8, so that you have sufficient opportunity to practice on newly-learned language items.
- You can attend 30 sessions of our side classes free of charge per semester. Our side classes come in a variety of subjects such as free discussion, real English, learning facilitator, movie, accent, music, writing, vocabulary, grammar, business English, stand-up comedy, TED talk, news, and the like.
- Iran Europe is the only language institute in the country which holds ISO 9001:2008 and ISO 10015, and has won the National Trophy for Customer Satisfaction, the National Trophy for Quality and Efficiency, and the Prize for the Best English Teaching Brand.
- We employ the most up-to-date teaching methodologies and materials.
- You will have 2 consolidation as well as 2 oral exam sessions in each semester.

Authors' acknowledgments

Many people contributed to the development of *Four Corners*. The authors and publisher would like to particularly thank the following reviewers:

Nele Noe, **Academy for Educational Development, Qatar Independent Secondary School for Girls**, Doha, Qatar; Pablo Stucchi, **Antonio Raimondi School and Instituto San Ignacio de Loyola**, Lima, Peru; Nadeen Katz, **Asia University**, Tokyo, Japan; Tim Vandenhoeck, **Asia University**, Tokyo, Japan; Celso Frade and Sonia Maria Baccari de Godoy, **Associação Alumni**, São Paulo, Brazil; Rosane Bandeira, **Atlanta Idiomas**, Manaus, Brazil; Cacilda Reis da Silva, **Atlanta Idiomas**, Manaus, Brazil; Gretta Sicsu, **Atlanta Idiomas**, Manaus, Brazil; Naila Maria Cañiso Ferreira, **Atlanta Idiomas**, Manaus, Brazil; Hothnã Moraes de Souza Neto, **Atlanta Idiomas**, Manaus, Brazil; Jacqueline Kurtzious, **Atlanta Idiomas**, Manaus, Brazil; José Menezes Ribeiro Neto, **Atlanta Idiomas**, Manaus, Brazil; Sheila Ribeiro Cordeiro, **Atlanta Idiomas**, Manaus, Brazil; Juliana Fernandes, **Atlanta Idiomas**, Manaus, Brazil; Aline Alexandrina da Silva, **Atlanta Idiomas**, Manaus, Brazil; Kari Miller, **Binational Center**, Quito, Ecuador; Alex K. Oliveira, **Boston University**, Boston, MA, USA; Noriko Furuya, **Bunka Gakuen University**, Tokyo, Japan; Robert Hickling, **Bunka Gakuen University**, Tokyo, Japan; John D. Owen, **Bunka Gakuen University**, Tokyo, Japan; Elisabeth Blom, **Casa Thomas Jefferson**, Brasília, Brazil; Lucilena Oliveira Andrade, **Centro Cultural Brasil Estados Unidos (CCBEU Belém)**, Belém, Brazil; Marcelo Franco Borges, **Centro Cultural Brasil Estados Unidos (CCBEU Belém)**, Belém, Brazil; Geysa de Azevedo Moreira, **Centro Cultural Brasil Estados Unidos (CCBEU Belém)**, Belém, Brazil; Anderson Felipe Barbosa Negrão, **Centro Cultural Brasil Estados Unidos (CCBEU Belém)**, Belém, Brazil; Henry Grant, **CCBEU – Campinas**, Campinas, Brazil; Maria do Rosário, **CCBEU – Franca**, Franca, Brazil; Ane Cibele Palma, **CCBEU Inter Americano**, Curitiba, Brazil; Elen Flavia Penques da Costa, **Centro de Cultura Idiomas – Taubaté**, Taubaté, Brazil; Inara Lúcia Castillo Couto, **CEL LEP – São Paulo**, São Paulo, Brazil; Sonia Patricia Cardoso, **Centro de Idiomas Universidad Manuela Beltrán**, Barrio Cedritos, Colombia; Geraldine Itiago Losada, **Centro Universitario Grupo Sol (Musali)**, Mexico City, Mexico; Nick Hilmers, **DePaul University**, Chicago, IL, USA; Monica L. Montemayor Menchaca, **EDIMSA**, Metepec, Mexico; Angela Whitby, **Edu-Idiomas Language School**, Cholula, Puebla, Mexico; Mary Segovia, **El Monte Rosemead Adult School**, Rosemead, CA, USA; Dr. Deborah Aldred, **ELS Language Centers, Middle East Region**, Abu Dhabi, United Arab Emirates; Leslie Lott, **Embassy CES**, Ft. Lauderdale, FL, USA; M. Martha Lengeling, **Escuela de Idiomas**, Guanajuato, Mexico; Pablo Frias, **Escuela de Idiomas UNAPEC**, Santo Domingo, Dominican Republic; Tracy Vanderhoek, **ESL Language Center**, Toronto, Canada; Kris Vicca and Michael McCollister, **Feng Chia University**, Taichung, Taiwan; Flávia Patricia do Nascimento Martins, **First Idiomas**, Sorocaba, Brazil; Andrea Taylor, **Florida State University in Panama**, Panamá, Panama; Carlos Lizárraga González, **Grupo Educativo Angloamericano**, Mexico City, Mexico; Bo-Kyung Lee, **Hankuk University of Foreign Studies**, Seoul, South Korea; Dr. Martin Endley, **Hanyang University**, Seoul, South Korea; Mauro Luiz Pinheiro, **IBEU Ceará**, Ceará, Brazil; Ana Lúcia da Costa Maia de Almeida, **IBEU Copacabana**, Copacabana, Brazil; Maristela Silva, **ICBEU Manaus**, Manaus, Brazil; Magaly Mendes Lemos, **ICBEU São José dos Campos**, São José dos Campos, Brazil; Augusto Pelligrini Filho, **ICBEU São Luis**, São Luis, Brazil; Leonardo Mercado, **ICPNA**, Lima, Peru; Lucia Rangel Lugo, **Instituto Tecnológico de San Luis Potosí**, San Luis Potosí, Mexico; Maria Guadalupe Hernández Lozada, **Instituto Tecnológico de Tlalnepantla**, Tlalnepantla de Baz, Mexico; Karen Stewart, **International House Veracruz**, Veracruz, Mexico; Tom David, **Japan College of Foreign Languages**, Tokyo, Japan; Andy

Burki, **Korea University, International Foreign Language School**, Seoul, South Korea; Jinseo Noh, **Kwangwoon University**, Seoul, South Korea; Neil Donachey, **La Salle Junior and Senior High School**, Kagoshima, Japan; Rich Hollingworth, **La Salle Junior and Senior High School**, Kagoshima, Japan; Quentin Kum, **La Salle Junior and Senior High School**, Kagoshima, Japan; Geoff Oliver, **La Salle Junior and Senior High School**, Kagoshima, Japan; Martin Williams, **La Salle Junior and Senior High School**, Kagoshima, Japan; Nadezhda Nazarenko, **Lone Star College**, Houston, TX, USA; Carolyn Ho, **Lone Star College-Cy-Fair**, Cypress, TX, USA; Kaoru Kuwajima, **Meijo University**, Nagoya, Japan; Alice Ya-fen Chou, **National Taiwan University of Science and Technology**, Taipei, Taiwan; Raymond Dreyer, **Northern Essex Community College**, Lawrence, MA, USA; Mary Keter Terzian Megale, **One Way Línguas-Suzano**, São Paulo, Brazil; B. Greg Dunne, **Osaka Shoin Women's University**, Higashi-Osaka, Japan; Robert Maran, **Osaka Shoin Women's University**, Higashi-Osaka, Japan; Bonnie Cheeseman, **Pasadena Community College and UCLA American Language Center**, Los Angeles, CA, USA; Simon Banha, **Phil Young's English School**, Curitiba, Brazil; Oh Jun Il, **Pukyong National University**, Busan, South Korea; Carmen Gehrke, **Quatrum English Schools**, Porto Alegre, Brazil; John Duplice, **Rikkyo University**, Tokyo, Japan; Wilzania da Silva Nascimento, **Senac**, Manaus, Brazil; Miva Silva Kingston, **Senac**, Manaus, Brazil; Lais Lima, **Senac**, Manaus, Brazil; Mengjiao Wu, **Shanghai Maritime University**, Shanghai, China; Wen hsiang Su, **Shih Chien University Kaohsiung Campus**, Kaohsiung, Taiwan; Yuan-hsun Chuang, **Soo Chow University**, Taipei, Taiwan; Lynne Kim, **Sun Moon University (Institute for Language Education)**, Cheon An City, Chung Nam, South Korea; Regina Ramalho, **Talken English School**, Curitiba, Brazil; Tatiana Mendonça, **Talken English School**, Curitiba, Brazil; Ricardo Todeschini, **Talken English School**, Curitiba, Brazil; Monica Carvalho da Rocha, **Talken English School**, Joinville, Brazil; Karina Schoene, **Talken English School**, Joinville, Brazil; Diaña Peña Munoz and Zira Kuri, **The Anglo**, Mexico City, Mexico; Christopher Modell, **Tokai University**, Tokyo, Japan; Song-won Kim, **TTI (Teacher's Training Institute)**, Seoul, South Korea; Nancy Alarcón, **UNAM FES Zaragoza Language Center**, Mexico City, Mexico; Laura Emilia Fierro López, **Universidad Autónoma de Baja California**, Mexicali, Mexico; María del Rocío Domínguez Gaona, **Universidad Autónoma de Baja California**, Tijuana, Mexico; Saul Santos García, **Universidad Autónoma de Nayarit**, Nayarit, Mexico; Christian Meléndez, **Universidad Católica de El Salvador**, San Salvador, El Salvador; Irasema Mora Pablo, **Universidad de Guanajuato**, Guanajuato, Mexico; Alberto Peto, **Universidad de Oaxaca**, Tehuantepec, Mexico; Carolina Rodriguez Beltan, **Universidad Manuela Beltrán, Centro Colombo Americano**, and **Universidad Jorge Tadeo Lozano**, Bogotá, Colombia; Nidia Milena Molina Rodriguez, **Universidad Manuela Beltrán** and **Universidad Militar Nueva Granada**, Bogotá, Colombia; Yolima Perez Arias, **Universidad Nacional de Colombia**, Bogotá, Colombia; Héctor Vázquez García, **Universidad Nacional Autónoma de México**, Mexico City, Mexico; Pilar Barrera, **Universidad Técnica de Ambato**, Ambato, Ecuador; Deborah Hulston, **University of Regina**, Regina, Canada; Rebecca J. Shelton, **Valparaiso University, Interlink Language Center**, Valparaiso, IN, USA; Tae Lee, **Yonsei University**, Seodaemun-gu, Seoul, South Korea; Claudia Thereza Nascimento Mendes, **York Language Institute**, Rio de Janeiro, Brazil; Jamila Jenny Hakam, **ELT Consultant**, Muscat, Oman; Stephanie Smith, **ELT Consultant**, Austin, TX, USA.

Scope and sequence

LEVEL ¹	Learning outcomes	Grammar	Vocabulary
Welcome Unit Pages 2–3 Classroom language Page 4	Students can ... <input checked="" type="checkbox"/> introduce themselves and others <input checked="" type="checkbox"/> say hello and good-bye		
Unit 1 Pages 5–14	Students can ... <input checked="" type="checkbox"/> ask for and say names <input checked="" type="checkbox"/> spell names <input checked="" type="checkbox"/> talk about where people are from and what they do <input checked="" type="checkbox"/> discuss people's names and jobs	The verb <i>be</i> Possessive adjectives Subject pronouns <i>Yes / no</i> questions with <i>be</i>	Names and titles Interesting jobs
Unit 2 Pages 15–24	Students can ... <input checked="" type="checkbox"/> ask for and say people's nationalities <input checked="" type="checkbox"/> ask for and give phone numbers and email addresses <input checked="" type="checkbox"/> identify family members and give their ages <input checked="" type="checkbox"/> give information about family and friends	Plural subject pronouns Questions with <i>be</i> <i>Who</i> and <i>How old</i> with <i>be</i>	Nationalities Family members Numbers 0–101
Unit 3 Pages 25–34	Students can ... <input checked="" type="checkbox"/> ask about and identify everyday items <input checked="" type="checkbox"/> ask what something is called in English <input checked="" type="checkbox"/> talk about clothes and possessions <input checked="" type="checkbox"/> describe favorite possessions	Demonstratives Articles <i>a</i> and <i>an</i> Plurals Possessive pronouns <i>Whose</i> <i>'s</i> and <i>s'</i>	Everyday items Clothes and colors
Unit 4 Pages 35–44	Students can ... <input checked="" type="checkbox"/> describe how people get around <input checked="" type="checkbox"/> ask for and tell the time <input checked="" type="checkbox"/> ask and answer questions about routines <input checked="" type="checkbox"/> describe the things they do on weekends	Simple present statements Simple present <i>yes / no</i> questions	Ways of getting around Days of the week and routines
Unit 5 Pages 45–54	Students can ... <input checked="" type="checkbox"/> talk about their online habits <input checked="" type="checkbox"/> accept and decline help <input checked="" type="checkbox"/> ask and answer questions about leisure activities <input checked="" type="checkbox"/> discuss how they use technology	Adverbs of frequency Simple present <i>Wh-</i> questions with <i>do</i>	Online activities Leisure activities and places
Unit 6 Pages 55–64	Students can ... <input checked="" type="checkbox"/> identify and talk about jobs <input checked="" type="checkbox"/> ask for someone on the telephone <input checked="" type="checkbox"/> have someone wait <input checked="" type="checkbox"/> describe their talents and abilities <input checked="" type="checkbox"/> talk about study and work programs	Simple present <i>Wh-</i> questions with <i>does</i> <i>Can</i> for ability <i>And, but, and or</i>	Jobs Abilities

Functional language	Listening and Pronunciation	Reading and Writing	Speaking
Interactions: saying hello saying good-bye			<ul style="list-style-type: none"> • Introductions • Greetings
Interactions: Asking for spelling	Listening: Spelling names Pronunciation: Contractions	Reading: “Famous Names” An article Writing: My name	<ul style="list-style-type: none"> • Class introductions and greetings • <i>Keep talking:</i> Name circle • Class name list • Guessing game about famous people • <i>Keep talking:</i> “Find the differences” activity about jobs and cities • Quiz about celebrities
Interactions: Asking for someone’s phone number Asking for someone’s email address	Listening: Directory Assistance calls Information forms People I know Pronunciation: Word stress	Reading: “People in My Life” Photo captions Writing: My friends	<ul style="list-style-type: none"> • True and false information about people • <i>Keep talking:</i> Interviews with new identities • Class survey for new contact information • Information exchange about family members • <i>Keep talking:</i> Family trees • Presentation about friends
Interactions: Asking what something is	Listening: Things around the classroom Favorite things Pronunciation: Plurals	Reading: “Yuna’s Blog: My favorite things!” A blog post Writing: My favorite thing	<ul style="list-style-type: none"> • Questions and answers about personal items • <i>Keep talking:</i> Things in the closet • Memory game about everyday items • Personal items and their owners • <i>Keep talking:</i> “Find the differences” activity about clothing colors • Presentation of favorite things
Interactions: Asking the time	Listening: Times of different events Angela’s routine Pronunciation: Reduction of <i>to</i>	Reading: “What’s your favorite day of the week?” A message board Writing: About my weekend	<ul style="list-style-type: none"> • Survey about getting to school and work • <i>Keep talking:</i> Transportation facts • Interview about the times of specific events • Interview about routines • <i>Keep talking:</i> “Find someone who” activities about routines • Survey about busy weekends
Interactions: Declining help Accepting help	Listening: Shopping Favorite websites Pronunciation: Thirteen or thirty?	Reading: “Fun Online Activities” An article Writing: Let’s chat	<ul style="list-style-type: none"> • Comparison of online habits • <i>Keep talking:</i> Interview about online habits • Role play of a shopping situation • Interview about leisure activities • <i>Keep talking:</i> Interviews about fun activities • Discussion about favorite websites
Interactions: Asking for someone on the phone Leaving someone wait	Listening: Telephone calls Ads for overseas programs Pronunciation: Can and can’t	Reading: “Fun Jobs” An article Writing: My abilities	<ul style="list-style-type: none"> • “Find someone who” activity about jobs • <i>Keep talking:</i> Memory game about jobs • Role play of a phone call • Interview about abilities • <i>Keep talking:</i> Board game about abilities • Discussion about study and work programs

LEVEL 1	Learning outcomes	Grammar	Vocabulary
Unit 7 Pages 65–74			
Food A <i>Breakfast, lunch, and dinner</i> B <i>I like Chinese food!</i> C <i>Meals</i> D <i>Favorite food</i>	Students can ... <input checked="" type="checkbox"/> say what meals they eat <input checked="" type="checkbox"/> say what they like and dislike <input checked="" type="checkbox"/> talk about their eating habits <input checked="" type="checkbox"/> talk about their favorite food	Count and noncount nouns <i>Some and any</i> <i>How often</i> Time expressions	Food More food
Unit 8 Pages 75–84			
In the neighborhood A <i>Around town</i> B <i>How do I get to ... ?</i> C <i>Fun in the city</i> D <i>A great place to visit</i>	Students can ... <input checked="" type="checkbox"/> give the locations of neighborhood places <input checked="" type="checkbox"/> ask for and give directions <input checked="" type="checkbox"/> talk about interesting places in their towns <input checked="" type="checkbox"/> give a presentation on a city attraction	Prepositions of location <i>There is, there are</i>	Places in the neighborhood Places to visit
Unit 9 Pages 85–94			
What are you doing? A <i>I'm looking for you.</i> B <i>I can't talk right now.</i> C <i>These days</i> D <i>What's new?</i>	Students can ... <input checked="" type="checkbox"/> describe what people are doing right now <input checked="" type="checkbox"/> ask if someone can talk right now <input checked="" type="checkbox"/> explain why they can't talk on the telephone <input checked="" type="checkbox"/> describe what people are doing these days <input checked="" type="checkbox"/> discuss what people are doing	Present continuous statements Present continuous questions	Actions and prepositions Activities
Unit 10 Pages 95–104			
Past experiences A <i>Last weekend</i> B <i>You're kidding!</i> C <i>Did you make dinner last night?</i> D <i>I saw a great movie.</i>	Students can ... <input checked="" type="checkbox"/> say what they did last weekend <input checked="" type="checkbox"/> show that they're listening <input checked="" type="checkbox"/> express surprise <input checked="" type="checkbox"/> talk about routine events in the past <input checked="" type="checkbox"/> talk about past activities	Simple past regular verbs Simple past irregular verbs <i>Yes / no</i> questions	Weekend activities Things to do
Unit 11 Pages 105–114			
Getting away A <i>Where were you?</i> B <i>That's great!</i> C <i>My vacation</i> D <i>Travel experiences</i>	Students can ... <input checked="" type="checkbox"/> describe where they were in the past <input checked="" type="checkbox"/> react to news <input checked="" type="checkbox"/> talk about their last vacation <input checked="" type="checkbox"/> describe a vacation	Past of <i>be</i> Simple past <i>Wh-</i> questions	Adjectives Vacation activities
Unit 12 Pages 115–124			
Time to celebrate A <i>I'm going to get married.</i> B <i>Sure. I'd love to.</i> C <i>Planning a party</i> D <i>Birthdays</i>	Students can ... <input checked="" type="checkbox"/> talk about their plans for specific dates <input checked="" type="checkbox"/> accept or decline an invitation <input checked="" type="checkbox"/> discuss and agree on plans <input checked="" type="checkbox"/> describe birthday traditions in their culture	<i>Be going to</i> <i>Yes / no</i> questions <i>Wh-</i> questions with <i>be going to</i> Object pronouns	Months and dates Party checklist

Functional language	Listening and Pronunciation	Reading and Writing	Speaking
Interactions: Expressing dislikes Expressing likes	Listening: Food preferences A typical Swedish meal Pronunciation: Word Stress	Reading: "My Favorite Food" An article Writing: A typical meal	<ul style="list-style-type: none"> Survey about meals <i>Keep talking:</i> Recipes Information exchange about food preferences Comparison of eating habits <i>Keep talking:</i> Discussion about eating habits Interview about favorite food
Interactions: Asking for directions	Listening: GPS directions Tourist information Pronunciation: Word stress	Reading: "Escape Rooms" A magazine article Writing: Group poster	<ul style="list-style-type: none"> Information exchange with maps <i>Keep talking:</i> Information gap activity with neighborhood maps Role play about directions Interview about places in town <i>Keep talking:</i> Description of an unusual zoo Presentation about a city attraction
Interactions: Asking if someone can talk now Explaining that you can't talk now	Listening: Sound effects Telephone calls Pronunciation: Intonation in questions	Reading: "Status Updates" A micro-blog Writing: My status update	<ul style="list-style-type: none"> Guessing game about people's actions <i>Keep talking:</i> Interpretations of actions Role play of a phone call "Find someone who" activity about things people are doing these days <i>Keep talking:</i> Guessing game about who's doing what Speculations about someone's activities
Interactions: Showing that you're listening Expressing surprise	Listening: Diana's week Matt's busy week Pronunciation: Simple past -ed endings	Reading: "Matt's Movie Reviews" Blog post Writing: A blog post	<ul style="list-style-type: none"> Information exchange about last weekend <i>Keep talking:</i> Picture story Role play of surprising conversations Interview about routine events in the past <i>Keep talking:</i> Memories "Find someone who" activity about past activities
Interactions: Reacting to good news Reacting to bad news	Listening: A short trip Three vacations Pronunciation: Reduction of <i>did you</i>	Reading: "Travel Tales" Blog posts Writing: A postcard	<ul style="list-style-type: none"> Interview about where you were <i>Keep talking:</i> Interview about school trips Class exchange of personal news Information exchange about vacations <i>Keep talking:</i> Speculation about a vacation Presentation of postcards
Interactions: Declining an invitation Accepting an invitation	Listening: Invitations A "Sweet 16" birthday party Pronunciation: Reduction of <i>going to</i>	Reading: "Birthday Traditions" An article Writing: A thank-you note	<ul style="list-style-type: none"> Information exchange about special days <i>Keep talking:</i> Weekend plans Class invitations Discussion of plans for three scenarios <i>Keep talking:</i> Plan for a party Discussion about birthday traditions

Welcome

1 Introducing yourself

A  Listen and practice.

Simon Hello. I'm Simon.

Chen Hi, Simon. My name is Chen.
Nice to meet you.

Simon Nice to meet you, too.

B **PAIR WORK** Introduce yourselves.



2 Introducing someone else

A  Listen and practice.

Simon Chen, this is my friend Sofia.

Sofia Hi, Chen. Nice to meet you.


Chen Nice to meet you, too, Sofia.

B **GROUP WORK** Introduce your partner from Exercise 1 to another classmate.



3 Hi and bye

A Listen and practice.



Simon Hi, Chen!
Chen Good morning, Simon! How are you?
Simon I'm fine, thanks. And you?
Chen Fine, thank you.

Simon See you later, Chen!
Chen Bye, Simon!

B Listen to the expressions. Then practice the conversation again with the new expressions.

Saying hello

Hi.

Hello.

Good morning.

Good afternoon.

Good evening.

Saying good-bye

Bye.

Good-bye.

See you.

See you later.

See you tomorrow.

C **CLASS ACTIVITY** Say hello to your classmates and ask how they are. Then say good-bye.

I can introduce myself and others.

I can say hello and good-bye.

Classroom language



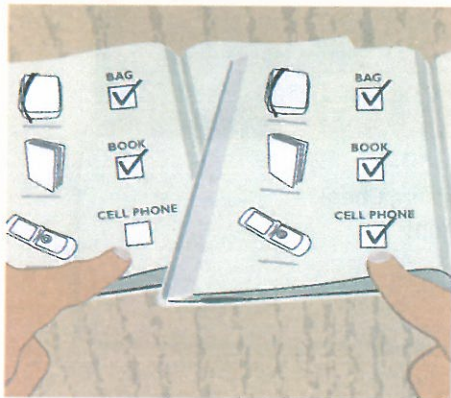
Pair work



Group work



Class activity



Compare answers.



Cover the picture.



Go to page 12.



Ask and answer questions.



Interview your partner.



Role-play the situation.

New friends

LESSON A

- Names and titles
- The verb *be*; possessive adjectives



1. Noah
2. Liam
3. William

LESSON B

- Asking for spelling

4. Mason
5. James

LESSON C

- Interesting jobs
- Subject pronouns; *yes / no* questions with *be*



1. Emma
2. Olivia
3. Ava

LESSON D

- Reading: "Famous Names"
- Writing: My name

4. Sophia
5. Isabella



■ Noah



■ Sophia



■ Michael



■ James



■ Harper

Warm Up

Popular names in the United States

A Check (✓) the popular names.

B Say ten popular names in your country.

A What's your name?

1 Language in context First day of class

🔊 Listen to Ms. Peters meet her students on the first day of class. Underline the names.

Hello, everyone. I'm your teacher, Ms. Peters. My first name is Linda.

Hi. What's your name?

My name is Maria Gomez.

Hi. I'm Maria. What are your names?

My name is Ricardo.

And I'm Yoko. Nice to meet you.

Her name is Yoko. His name is Ricardo.

What are their names?

My name

2 Vocabulary Names and titles

A 🔊 Listen and repeat.

first name middle name last / family name

Jennifer Ann Wilson

full name

Miss Gomez = a single woman

Mrs. Chow = a married woman

Ms. Peters = a single or married woman

Mr. Adams = a single or married man

B PAIR WORK Complete the sentences with your own information. Then compare answers.

My first name is _____.

My full name is _____.

My family name is _____.

My teacher's name is _____.

3 Grammar The verb *be*; possessive adjectives

What is (What's)	your name?	My name is Maria.
	his name?	His name is Ricardo.
	her name?	Her name is Yoko.
What are	your names?	Our names are Maria and Jason.
	their names?	Their names are Ricardo and Yoko.

A Circle the correct words. Then compare with a partner.

- Maria is a student. His / **Her** last name is Gomez.
- Ms. Peters is / **are** our teacher. Her / Their first name is Linda.
- My name is Jason. What's **our** / your name?
- Anna and Bruce is / **are** students. Her / Their teacher is Miss Brown.
- Their first names is / **are** Yoko and Ricardo.
- Hello, everyone. I'm Miss Diaz. What are **your** / his names?

B Complete the conversation with the correct words. Then practice in a group.

- A Hello. Welcome to English class.
What is your name, please?
- B _____ name is Pam.
- A And what's _____ last name, Pam?
- B My last name _____ Nelson.
- A OK. And _____ is your name?
- C Ji-ah. _____ family name is Lee.



4 Speaking My name is ...

A **CLASS ACTIVITY** Meet your classmates. Say your first and last name.

A: Hello. My name is Oscar Martinez. What's your name?

B: Hi. My name is Susana Harris.

A: It's nice to meet you.

B: Nice to meet you, too.

B Share your information.

A: What's his name?

B: His name is Oscar Martinez. What's her name?

A: Sorry, I don't know.

5 Keep talking!

Go to page 125 for more practice.

B How do you spell it?

1 The alphabet

A  Listen and repeat.



B **PAIR WORK** Say a letter. Your partner points to it. Take turns.

2 Interactions Spelling names

A  Listen and practice.



- Donald** Hello. My name is Donald Wang.
- Clerk** How do you spell your first name?
- Donald** D-O-N-A-L-D.
- Clerk** And how do you spell your last name?
- Donald** W-A-N-G.

Asking for spelling

How do you spell your first name?

How do you spell your last name?

B **PAIR WORK** Practice the conversation again with these names.

John Evans Cindy Douglas Antonia Lopez Richard Wu

A: Hello. My name is John Evans.

B: Hello, John. How do you spell your first name?

A: J-O-H-N.

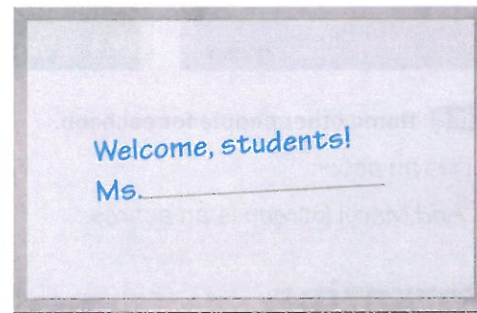
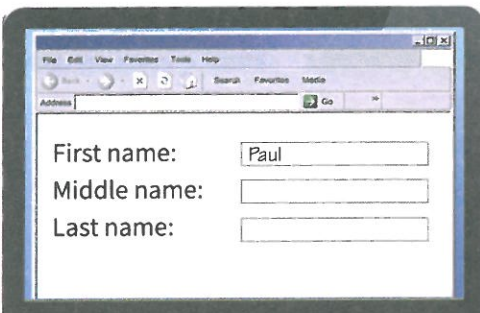
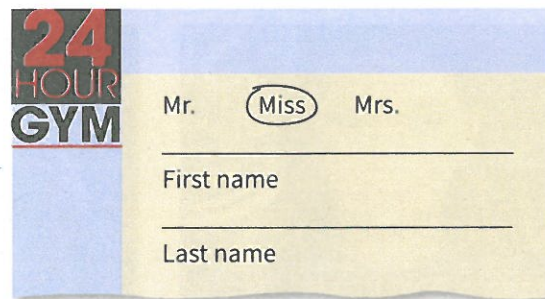


B: And how do you spell ... ?

3 Listening Spell it!

A 🎧 Listen to four people spell their names. Check (✓) the correct answers.

- 1 Steven 2 Dina 3 Kelly 4 Bryan
 Stephen Dena Kerry Brian

B 🎧 Listen to the conversations. Write the names.



4 Speaking A class list

CLASS ACTIVITY Ask your classmates for their names. Make a list.

A: What's your first name?

B: Tyler.

A: How do you spell it?

B: T-Y-L-E-R.

A: And what's your last name?

B: Larsen.

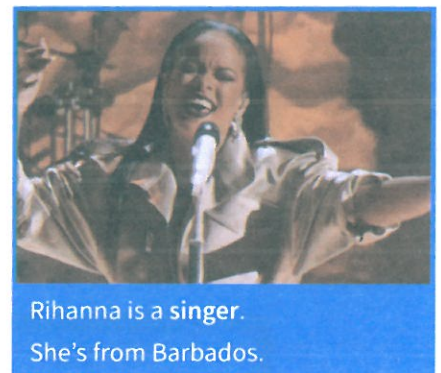

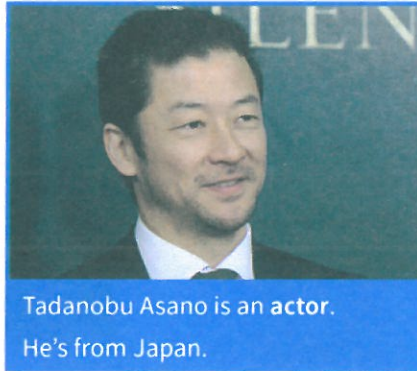
First names	Last names
Tyler	Larsen
Lindsey	Fisher
Marcela	Perez
Evan	Howley
Dmitri	Benos

C

Are you a student?

1 Vocabulary Interesting jobs

A  Listen and repeat.



B **PAIR WORK** Name other people for each job.

A: Jet Li is an actor.

B: Yes. And Meryl Streep is an actress.

2 Conversation My friend the musician

 Listen and practice.

Sandy Hey, Jacob!

Jacob Oh, hi, Sandy. How's it going?

Sandy Good, thanks. This is my friend Kevin.

Jacob Hi. Nice to meet you.

Kevin Nice to meet you, Jacob.

Jacob Are you a student here?

Kevin No, I'm not. I'm a musician.

Sandy Kevin is from England.

Jacob Oh? Are you from London?

Kevin No, I'm not. I'm from Liverpool.



3 Grammar Subject pronouns; *yes / no* questions with *be*

I'm a musician.	Am I in your class? Yes, you are. No, you're not. / No, you aren't.
You're a student.	Are you from London? Yes, I am. No, I'm not.
Kevin is from Liverpool.	Is he a singer? Yes, he is. No, he's not. / No, he isn't.
He's from Liverpool.	Is she from Canada? Yes, she is. No, she's not. / No, she isn't.
Sandy is a student.	Is your name John? Yes, it is. No, it's not. / No, it isn't.
She's a student.	
Liverpool is in England.	
It's in England.	
<i>Contractions</i> I'm = I am you're = you are he's = he is she's = she is it's = it is	

A Match the questions and the answers. Then practice with a partner.

- | | |
|--|---|
| 1 Is your first name Jacob? <u>d</u> | a No, I'm not. I'm from London. |
| 2 Are you from Liverpool? _____ | b Yes, he is. He's a singer, too. |
| 3 Is she from the United States? _____ | c No, she's not. She's an artist. |
| 4 Is she a musician? _____ | d Yes, it is. And my last name is King. |
| 5 Is Will Smith an actor? _____ | e No, it's not. It's in Ecuador. |
| 6 Is Quito in Peru? _____ | f Yes, she is. She's from California. |

B Complete the conversations with the correct words. Then practice with a partner.

- | | |
|---------------------------------------|--------------------------------------|
| 1 A <u>Is</u> your first name Don? | 3 A _____ your teacher from England? |
| B No, _____ not. It's Jeff. | B No, she _____. |
| 2 A _____ you from Mexico? | 4 A _____ you a model? |
| B Yes, I _____. I'm from Mexico City. | B No, _____ not. I'm a singer. |

4 Pronunciation Contractions

Listen and repeat. Notice the reduction of contractions.

I am → I'm he is → he's it is → it's are not → aren't
 you are → you're she is → she's is not → isn't

5 Speaking Ten questions

GROUP WORK Think of a famous person with a job from Exercise 1. Your group asks ten questions and guesses the name. Take turns.

A: Is the person a man?

B: No, she's not.

C: Is she an actress?

6 Keep talking!

Student A go to page 126 and Student B go to page 128 for more practice.

D Names and Jobs

1 Reading 🎧

A Look at the pictures. What are their names?

B Read the article. Are they all singers?

FAMOUS NAMES

	Actor Tom Cruise uses his middle name as his last name. His full name is Thomas Cruise Mapother. Tom is short for Thomas.		Zhang Ziyi is an actress from China. Zhang isn't her first name. It's her family name. In China, family names come first.
	Shakira is a singer from Colombia. She uses only her first name. Her full name is Shakira Isabel Mebarak Ripoll.		Jay-Z is a hip-hop singer from the United States. Jay-Z is his nickname. His real name is Shawn Corey Carter.
	Pelé is a soccer player from Brazil. His full name is Edson Arantes do Nascimento. Pelé is his nickname.		Madonna is not a nickname for this singer. It's her first name. Her full name is Madonna Louise Veronica Ciccone.

C Read the article again. Complete the sentences with the correct words.

- 1 Tom Cruise uses his middle name as his last name.
- 2 Shakira uses only her _____ name.
- 3 Edson Arantes do Nascimento's _____ is Pelé.
- 4 Ziyi is not Zhang Ziyi's _____ name.
- 5 Jay-Z's _____ name is Shawn Corey Carter.
- 6 Madonna Louise Veronica Ciccone is Madonna's _____ name.

D **PAIR WORK** Tell your partner about another famous person's name.

"Rain is a singer, actor, and model from South Korea. Rain is his nickname. His real name is Jeong Ji-hoon."

2 Writing My name

A Write sentences about your name. Use the model to help you.

My Name

My full name is Anthony Steven Johnson.
My nickname is Big Tony. Tony is short for Anthony. My middle name is Steven, and my last name is Johnson.

B **GROUP WORK** Tell your group about your name.

3 Speaking Celebrity quiz

A **PAIR WORK** Ask and answer the questions about celebrities.

- 1 She's an actress from the U.K. Her initials are E. W. What's her name?
"Her name is Emma Watson."
- 2 She's an actress from Colombia. Her last name is Vergara. What's her first name?
- 3 He's a soccer player from Argentina. His first name is Lionel. What's his last name?
- 4 She's an actress and singer. Her nickname is J-Lo. What's her name?
- 5 He's an actor from Australia. His first name is Hugh. What's his last name?
- 6 She's an actress from the United States. Her last name is Lawrence. What's her first name?

B **PAIR WORK** Create a quiz. Write three sentences about a celebrity.

He's a basketball player.
He's from the United States.
His first name is LeBron.

C **GROUP WORK** Say your sentences to another pair. They guess the celebrity. Take turns.

A: He's a soccer player.

B: Is he Neymar?

A: No, he isn't. He's from Portugal.



Wrap-up

1 A. Pair work: Ask your partner some questions and complete the chart:

First name	
Last name	
Job	
Country	
Age	

B. Pair work: Work with another partner. Share your information:

What is your partner's name?

His name is Mohammad.

How old is he?

He is ...

2 In the real world

What is your favorite movie? Go online and find information in English about five actors or actresses in the movie. Then write about them.

- What are their names?
- Where are they from?

Actors in "The Avengers"

My favorite movie is "The Avengers."

Chris Hemsworth is an actor in the movie.

He's from Australia ...



2 People and places

LESSON A

- Nationalities
- Plural subject pronouns; questions with *be*

LESSON B

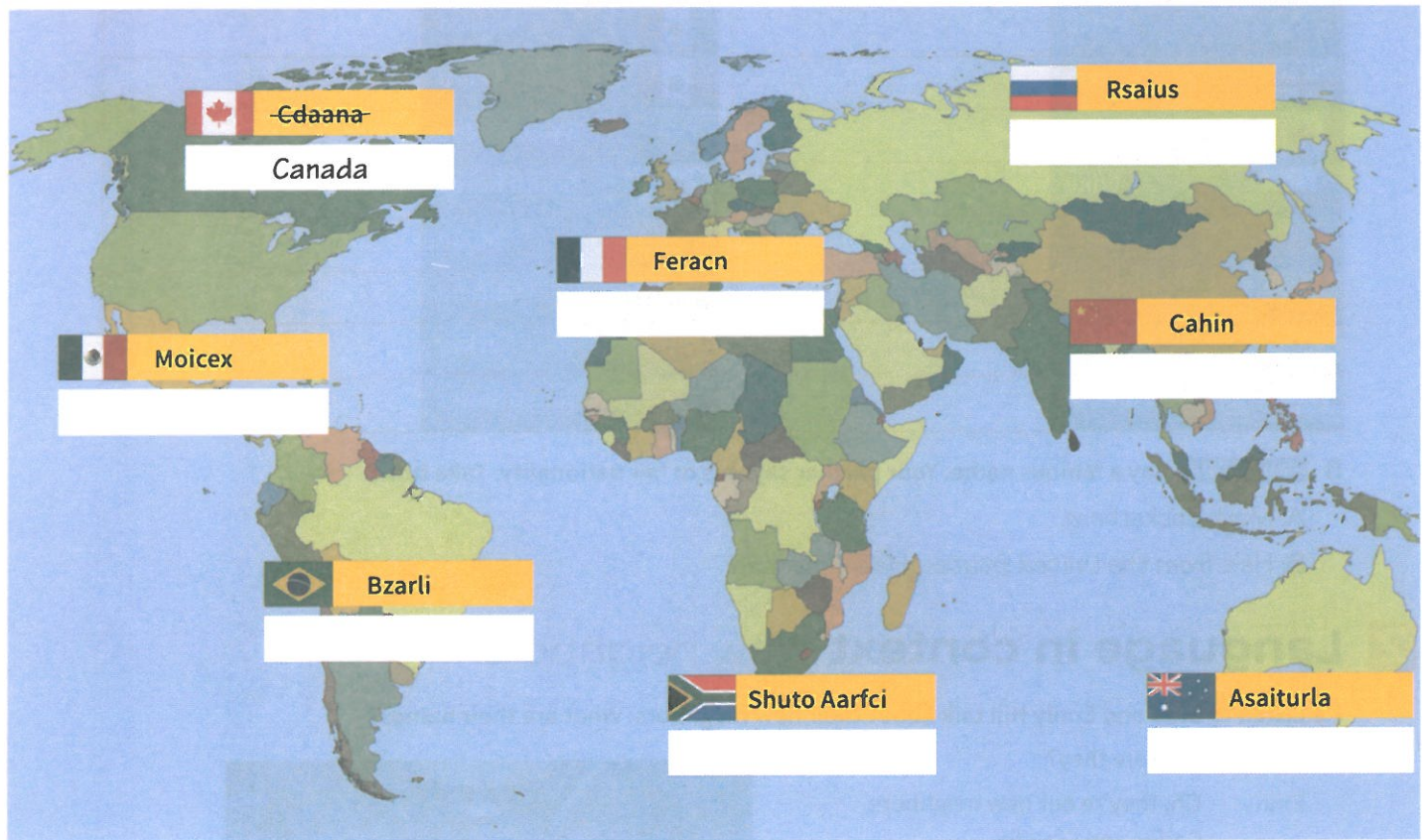
- Asking for someone's phone number
- Asking for someone's email address

LESSON C

- Family members
- *Who* and *How old* with *be*

LESSON D

- Reading: "People in My Life"
- Writing: My friends



Warm Up

- A** Write the names of the countries.
- B** Say the names of five other countries in English.

A Where are you from?

1 Vocabulary Nationalities

A Complete the chart with the correct nationalities. Then listen and check your answers.

Mexican	American	South Korean	Chilean	Greek	Colombian
Spanish	Canadian	Brazilian	Saudi	Peruvian	Japanese
British	Chinese	Turkish	Thai	Ecuadorian	✓ Australian

Country	Nationality	Country	Nationality
Australia	Australian	Japan	
Brazil		Mexico	
Britain		Peru	
Canada		Saudi Arabia	
Chile		South Korea	
China		Spain	
Colombia		Thailand	
Ecuador		Turkey	
Greece		The United States	

B **PAIR WORK** Say a famous name. Your partner says his or her nationality. Take turns.

A: Mark Zuckerberg.

B: He's from the United States. He's American.

2 Language in context New neighbors

Listen to Brad and Emily Hill talk about their new neighbors. What are their names?

- Brad** Who are they?
Emily Oh, they're our new neighbors, Carlos and Claudia.
Brad Are they musicians?
Emily Yes, they are.
Brad Where are they from?
Emily They're from Brazil.
Brad What city are they from?
Emily They're from Manaus.



3 Grammar Plural subject pronouns; questions with *be*

Where are you and Sakura from?

We're from Japan.

What city are you from?

We're from Osaka.

Are you Japanese?

Yes, we are.

No, we're not. / No, we aren't.

Where are Carlos and Claudia from?

They're from Brazil.

What city are they from?

They're from Manaus.

Are they Brazilian?

Yes, they are.

No, they're not. / No, they aren't.

Contractions we're = we are they're = they are

Complete the conversations with the correct words. Then practice with a partner.

- 1 A Where are you from?
 B We're from Mexico.
 A Oh? _____ city are you from? Are you from Mexico City?
 B No, we _____ not. _____ from Monterrey.
- 2 A _____ Jim and Carly American?
 B No, they _____. They _____ Canadian.
 A What city in Canada are _____ from?
 B They _____ from Toronto.



4 Pronunciation Word stress

A  Listen and repeat. Notice the stressed syllables in the nationalities.

●	●●	●●●	●●
Greek	British	Brazilian	Chinese

B  Listen and repeat. Underline the stressed syllables in the nationalities.

Japanese Australian Spanish Thai

5 Speaking That's not correct!

A Write three false sentences about people, countries, or nationalities.

- Rio de Janeiro and São Paulo are in Portugal.
- Beyoncé and Solange are British.
- Kate and Pippa Middleton are Australian.

B **GROUP WORK** Share your sentences. Your group corrects them. Take turns.

A: Rio de Janeiro and São Paulo are in Portugal.

B: No, they aren't. They're in Brazil.

6 Keep talking!

Go to page 127 for more practice.

3 What's your email address?

1 Numbers 0 to 10; phone numbers; email addresses

A 🎧 Listen and repeat.

0	1	2	3	4	5	6	7	8	9	10
zero	one	two	three	four	five	six	seven	eight	nine	ten

B 🎧 Listen and repeat. Notice that people sometimes say “oh” for “zero” in phone numbers.

281-363-2301 = “two-eight-one, three-six-three, two-three-zero-one”

602-374-4188 = “six-oh-two, three-seven-four, four-one-eight-eight”

C 🎧 Listen and repeat. Notice the way people say email addresses.

susan8k@cup.org = “susan-eight-K-at-C-U-P-dot-org”

jun_akita@email.com = “jun-underscore-akita-at-email-dot-com”

2 Interactions Phone numbers and email addresses

A 🎧 Listen and practice.



Stacy Hey, Emma. *What's your phone number?*

Emma It's 309-403-8708.

Stacy *What's your email address?*

Emma It's emma@cup.org.

Stacy Thanks!

B 🎧 Listen to the expressions. Then practice the conversation again with the new expressions.

Asking for someone's phone number

What's your phone number?

What's your number?

Asking for someone's email address

What's your email address?

What's your email?

C **PAIR WORK** Practice the conversation again with the information below.

978-887-8045 ej5@cup.org

604-608-4864 emma_jones@email.com

3 Listening What name, please?

A  Listen to four people call Directory Assistance for phone numbers. Check (✓) the correct answers.

- 1 Carlos Moreno 333-822-1607 323-822-1607
 2 Lucy Chang 662-651-0410 662-615-0410
 3 Michael Ashcroft 866-279-9400 866-279-9500
 4 Beatriz J. Lago 341-360-7450 341-360-4570

B  Listen to three people give their names, phone numbers, and email addresses. Complete the forms.



REGISTRATION

First name: Michael

Middle name: John

Last name: _____

Phone: _____

Email: _____



MEMBERSHIP

First name: _____

Middle initial: P.

Last name: _____

Phone: _____

Email: _____



CARD APPLICATION

First name: _____

Family name: _____

City: Dallas

Phone: _____

Email: _____

4 Speaking A new number and email address

A Write a new phone number and email address.

My new phone number: _____ My new email address: _____

B **CLASS ACTIVITY** Ask five classmates for their names, new phone numbers, and new email addresses. Complete the chart with their answers.

	Name	Phone number	Email address
1			
2			
3			
4			
5			

C Share your information.

A: What's her name and phone number?

B: Her name is Fatima. Her phone number is 212-691-3239.

A: What's her email address?

B: Her email is ...

Before you watch

Match the words and the pictures. Then compare with a partner.


a a park b a reporter c an interview



While you watch

A Label the pictures with the correct names.

Amanda Bo Emi Irma



1 _____ 2 _____ 3 _____ 4 _____

B Circle the correct answers.

- Emi is _____.
a a student b a musician c a reporter
- Her _____ is Emiko Kawasaki.
a full name b family name c nickname
- Emi is short for _____.
a Emi b Emiko c Kawasaki
- Emi K. is her _____.
a real name b middle name c nickname
- Her family name is _____.
a Kawasaki b Emi c Emily

C Write T (true) or F (false).

- 1 Paul Hewson is a singer from Ireland. _____
- 2 Jennifer Anastassakis is a celebrity. _____
- 3 Sean Combs is a jazz singer. _____
- 4 Irma is not a hip-hop fan. _____



After you watch

A Complete the sentences with the correct words.

first full last nickname real

- 1 Emi's _____ name is Emiko Kawasaki.
- 2 Bono's _____ name is Paul Hewson.
- 3 Jennifer Aniston's real _____ name is Anastassakis.
- 4 Sean Combs's _____ is Diddy.
- 5 DJ Irma's _____ name is Irma.

B Write a famous person's real name in the center. Then complete the sentences.

is a _____.

has the initials _____.

is from _____.



uses the nickname _____.

C **PAIR WORK** Tell your partner about the person in Part B.

C Family

1 Vocabulary Family members

A  Listen and repeat.



B **PAIR WORK** Ask and answer the questions about the family in Part A.

- 1 Are Sarah and Roger Mills single?
- 2 Are Michael and Helen brother and sister?
- 3 Are Sarah and Roger grandparents?
- 4 Are Wendy and Jack parents?

2 Conversation Who's that?

 Listen and practice.

- Lance** Who's that?
Jack That's my sister. Her name is Wendy.
Lance How old is she?
Jack She's seven.
Lance Is she your only sister?
Jack Yeah.
Lance And who are they?
Jack They're my grandparents.
Lance Wow. They look young.
And who's he?
Jack That's me!



3 Grammar Who and How Old with be

Who's that?

That's my sister.

How old is she?

She's seven (years old).

Who are they?

They're my grandparents.

How old are they?

They're 70 and 66.

A Read the answers. Write the questions. Then practice with a partner.

A Who's that?

B Oh, that's my brother Ignacio.

A _____

B He's ten years old.

A _____

B They're my sisters Lucia, Antonia, and Carmen.

A _____

B They're 19, 16, and 11.

A And _____

B That's my grandfather.

A _____

B He's 62.

B **PAIR WORK** Ask and answer questions about the family in Exercise 1.

A: Who's that?

B: That's Jack Olson.

4 Speaking My family

A Complete the chart with information about three people in your family.

	Family member	Name	How old ... ?	Where ... from?
1				
2				
3				

B **PAIR WORK** Tell your partner about your family. Ask and answer questions for more information.

A: Keiko is my grandmother. She's 73.

B: Where is she from?

5 Keep talking!

Go to page 129 for more practice.

Numbers 11-101

11 eleven

12 twelve

13 thirteen

14 fourteen

15 fifteen

16 sixteen

17 seventeen

18 eighteen

19 nineteen

20 twenty

21 twenty-one

22 twenty-two

23 twenty-three

24 twenty-four

25 twenty-five

26 twenty-six

27 twenty-seven

28 twenty-eight

29 twenty-nine

30 thirty

40 forty

50 fifty

60 sixty

70 seventy

80 eighty

90 ninety

100 one hundred

101 one hundred (and) one

D Family and friends

1 Reading

- A** Look at the people in Isabel's photos. Who are they? Guess.
- B** Read the photo descriptions. Who are Isabel's family members? Who are her friends?

●
●
●





PEOPLE IN MY LIFE



I'm with my friends Fernando and Amy. Fernando is on the left. He's from Bogotá, Colombia. Amy is on the right. She's from Perth, Australia. I'm in the middle.



This is my brother Carlos and my sister Julia. Carlos is 18 years old and a good soccer player. Julia is only ten. She's a good tennis player.



This is my grandmother. Her name is Olivia, but her nickname is Nana. She's an artist, and she's 92 years old!



Here's my Internet friend Dong-sun. His family name is Choi. He's from Busan, South Korea. He's 18 years old. His sister is in the photo, too.

C Read the photo descriptions again. Correct the false sentences.

- 1 Isabel and Amy are sisters.
- 2 Carlos isn't a good soccer player.
- 3 Olivia is 90 years old.
- 4 Isabel and Dong-sun are classmates.

Isabel and Amy are friends.

D PAIR WORK Ask and answer the questions about Isabel's family and friends.

- | | |
|-----------------------------|-------------------------------|
| ● Who are Fernando and Amy? | ● How old is Julia? |
| ● What's Olivia's nickname? | ● What city is Dong-sun from? |

2 Listening People I know

- A**  Listen to Gina show some photos to her friend. Who are the people?
Check (✓) the correct answers.



- 1 friend
 brother
- 2 classmate
 sister
- 3 father
 grandfather
- 4 teacher
 mother

- B**  Listen again. Answer the questions.

- 1 How old is Mark? _____ 15
- 2 What city is Dominique from? _____
- 3 What's the man's name? _____
- 4 Is Ms. Parker American? _____

3 Writing and speaking My friends

- A** Complete the chart with information about three friends. Then find photos or draw pictures of them.

	Friend 1	Friend 2	Friend 3
Name			
Age			
Nationality			
Other information			

- B** Write sentences about your friends in the pictures. Use the model and your answers in Part A to help you.

My friends

My best friend is Samantha. She's 26 years old.
She's American. She's a teacher.
Emma is my friend, too. She's ...




- C** **GROUP WORK** Share your pictures and sentences. Ask and answer questions for more information.

A: This is my friend Samantha. She's 26 years old.
B: What's her last name?

Wrap-up

- 1** Pair Work: Your partner wants to get a passport. Ask him/her some questions and complete the form.



Name:

Surname:

Age:

Home Country:

Job:

Marital Status:

Email Address:

Phone Number:

2 In the real world

Go online and find information in English about a country from another part of the world. Then write about it.

- What are five cities in the country?
- What are the names and ages of two famous people from the country?

South Korean Cities and People

Seoul, Busan, Incheon, Daegu, and Ulsan are five cities in South Korea. Daniel Dae Kim is a famous actor from Busan, South Korea. He's ...



3 What's that?

LESSON A

- Everyday items
- Demonstratives; articles *a* and *an*; plurals

LESSON B

- Asking what something is

LESSON C

- Clothes and colors
- Possessive pronouns; *Whose*; 's and s'

LESSON D

- Reading: "Yuna's Blog: My favorite things!"
- Writing: My favorite thing



Warm Up

A Label the pictures with the correct years.

✓ 1969 1995 1978 1986

B Can you name five things in the pictures?


A Is this your notebook?

1 Vocabulary Everyday items

A  Listen and repeat.



a bag



a book



a cell phone



a dictionary



an eraser



a key




a laptop



a notebook



a pen



sunglasses



an umbrella



a watch

B Check (✓) the things in your classroom. Then compare answers.

2 Language in context What are those?

 Listen to four people talk about everyday items. Circle the items in the conversations.






- Pete** Hey, Ling. What's that?
Ling Oh, it's my watch.
Pete It's nice. What are those?
Ling They're my English books.






- Susie** Are these your sunglasses?
Pablo No, they're not.
Susie Is this your notebook?
Pablo Yes, it is. Thanks.

3 Grammar Demonstratives; articles *a* and *an*; plurals

What's this?  **What's that?**  

It's my dictionary.
Is **this** your dictionary?
Is **that** your dictionary?
Yes, it is. No, it's not.

What are these?  **What are those?**  

They're my English books.
Are **these** your English books?
Are **those** your English books?
Yes, they are. No, they're not.

Articles *a* and *an*
a + consonant sound a bag
an + vowel sound an eraser

Plurals
a book → two books
a watch → two watches
a dictionary → two dictionaries
Note: *Sunglasses* and *glasses* are always plural.

A Complete the conversations with the correct words. Then practice with a partner.



- A What's **this** _____ ? A What _____ ? A What _____ ? A What _____ ?
B It's a watch. _____ B _____ B _____ B _____

B **PAIR WORK** Ask and answer questions about everyday items in your classroom.

4 Pronunciation Plurals

 Listen and repeat. Notice that some words have an extra syllable in their plural forms.

Same syllables	Extra syllables
eraser / erasers	actress / actress-es
key / keys	address / address-es
laptop / laptops	watch / watch-es

5 Speaking In my bag

PAIR WORK Ask and answer 10 questions about the everyday items in your bags and in the classroom.

- A: Is this your English book?
B: No, it's not. It's my dictionary. What are those?
A: They're my keys.

6 Keep talking!

Go to page 130 for more practice.

B What's this called in English?

1 Listening Around the classroom

A  Listen to Bo and Marta ask about new words in English. Number the pictures from 1 to 5.



an alarm clock



a map



a marker



a poster



a remote control

B What things in Part A are in your classroom?

2 Interactions Asking about new words

A  Listen and practice.



- Alex** Excuse me. What's this called in English?
- Lucy** It's a keychain.
- Alex** A keychain? How do you spell that?
- Lucy** K-E-Y-C-H-A-I-N.
- Alex** Thanks.

B  Listen to the expressions. Then practice the conversation again with the new expressions.

Asking what something is

What's this called in English?

What's the word for this in English?

How do you say this in English?

C **PAIR WORK** Practice the conversation again with the things in Exercise 1.

A: Excuse me. What's this called in English?


B: It's a map.

A: How do you spell that?

3 Speaking More everyday items

A Listen and repeat.

- | | |
|---------------|-----------------|
| 1 a camera | 5 a flash drive |
| 2 a comb | 6 a wallet |
| 3 a hairbrush | 7 a magazine |
| 4 a coin | 8 a newspaper |



B PAIR WORK Cover the words. What is each thing called? Answer with the information you remember.

A: What's this called?

B: I think it's a ...

C PAIR WORK Ask and answer questions about other things in the picture.

A: What's the word for this in English?

B: It's a student I.D.


A: What's this called?

B: Hmm ... I don't know. Let's ask the teacher.

Before you watch

A Label the picture with the correct words. Then compare with a partner.

✓ Danielle mother boyfriend father grandmother



B Which person in Part A is *not* a member of the family?

While you watch

A Write D (Danielle), I (Irma), M (Max), P (Peter), or W (Wendy).




Danielle



Irma



Max



Peter



Wendy

- 1 _____ is Peter's mother.
- 2 _____ is Danielle's brother.
- 3 _____ is Peter's wife.
- 4 _____ is Peter and Wendy's daughter.
- 5 _____ is Irma's son.
- 6 _____ is Wendy's husband.
- 7 _____ is Max's sister.
- 8 _____ is Danielle and Max's mother.

B Circle the correct answers.

- 1 Danielle is home from _____ .
a college b vacation c work
- 2 _____ nickname is Chef Dad.
a Max's b Paul's c Peter's
- 3 Danielle's mother is _____ years old.
a 44 b 47 c 67
- 4 Max is _____ .
a at home b in film school c in Toronto
- 5 Paul is Danielle's _____ .
a brother b boyfriend c teacher



C Write Y (yes) or N (no).

- 1 Is Danielle a student? _____
- 2 Is Wendy a grandmother? _____
- 3 Is Irma 67 years old? _____
- 4 Is Max in the house? _____
- 5 Is Paul a member of Danielle's family? _____

After you watch

A What are the two surprises in the video? Check (✓) the correct answers.

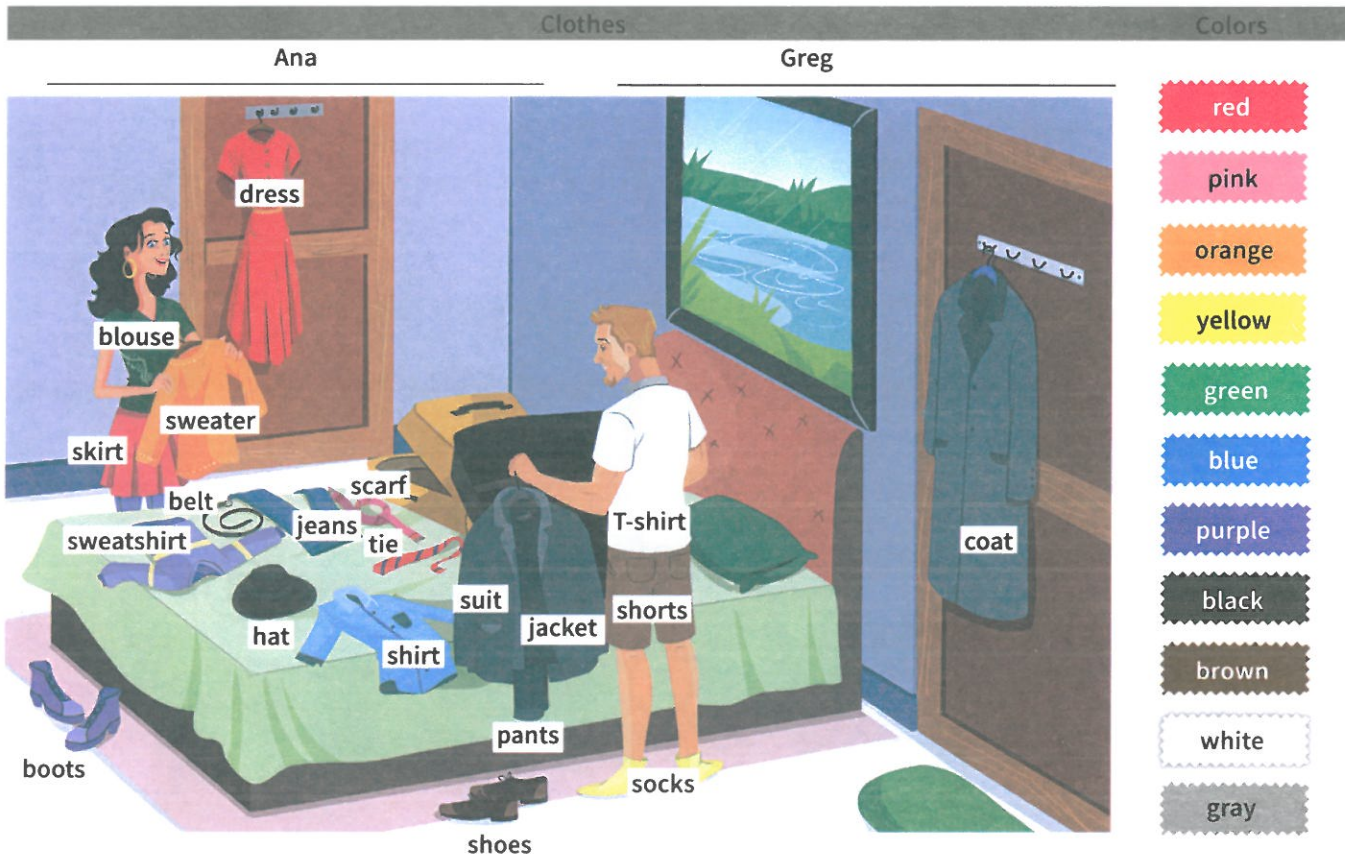
- Danielle is home from college.
- Max is in Toronto.
- Paul is Danielle's new boyfriend.

B **PAIR WORK** Who is in your family? What are their names and ages?
Which family members live in your home? Tell your partner.

C Clothing

1 Vocabulary Clothes and colors

A Listen and repeat.



B **PAIR WORK** Describe a classmate's clothes, but don't say his or her name!
Your partner guesses the name. Take turns.

A: His shoes are brown. His T-shirt is red and green. His pants are gray.

B: Is it David?

2 Conversation Whose bag is it?

Listen and practice.

Greg Excuse me. I think that's my bag.

Laura This bag?

Greg Yes, I think it's mine.

Laura It is? Oh, yes. This bag is black and yellow.
Mine is black and green. I'm very sorry.

Greg That's OK. Is that bag yours?

Laura Yes, thank you.

Greg You're welcome.



3 Grammar 🔄 Possessive pronouns; *Whose*; 's and s'It's my bag → It's **mine**.It's your jacket. → It's **yours**.It's his coat. → It's **his**.They're her shoes. → They're **hers**.They're our clothes. → They're **ours**.It's their bag. → It's **theirs**.**Whose** bag is this?

It's Greg's (bag).

Whose bag is that?

It's the student's (bag).

Whose bags are those?

They're the students' (bags).

A Circle the correct words. Then practice with a partner.

- | | |
|--|---|
| 1 Whose clothes are these? | They're your / our / <u>ours</u> . |
| 2 Are these Greg's black shoes? | Yes, they're his / hers / theirs . |
| 3 Is this pink scarf Ana's? | No, it's not his / hers / theirs . |
| 4 Are these bags Greg and Ana's? | Yes, they're his / hers / theirs . |
| 5 Whose red socks are these? Are they yours? | Yes, they're my / mine / yours . |
| 6 Is that my sister's skirt? | No, it's not mine / yours / hers . |

B PAIR WORK Ask and answer questions about the clothing in Exercise 1.A: *Whose jeans are these?*B: They're Ana's. *Whose T-shirt is this?*

A: It's ...

4 Speaking Yes, it's mine.**CLASS ACTIVITY** Put three of your things on a table. Then take three other things and find their owners.A: *Whose hat is this?*

B: I think it's Ken's.

A: *Is this your hat, Ken?*

C: Yes, it's mine.

**5 Keep talking!**

Student A go to page 131 and Student B go to page 132 for more practice.

D Favorite things

1 Reading

A Look at the things in the pictures. What are they?

B Read Yuna's blog. Circle the things you think Yuna is interested in: sports / art / fashion / movies



YUNA'S BLOG: MY FAVORITE THINGS!


This is my favorite photo of my grandfather. He's from Kyoto.


This T-shirt is my favorite item of clothing. It's from a street market in Mexico.


This is my favorite remote control. It's for my brother. He talks and talks and talks!


Here's a photo of my favorite umbrella. It's my little sister's. She's 8 years old.


This is my favorite painting. It's by Salvador Dalí. He's from Spain.


This backpack is my favorite. It's my friend Marisa's. It's from San Francisco.

C Read the webpage again. Answer the questions.

- 1 Who is from Kyoto?
- 2 Where is Yuna's T-shirt from?
- 3 Who talks a lot?
- 4 How old is Yuna's sister?
- 5 Who is Yuna's favorite painting by?
- 6 Where is Marisa's backpack from?

Yuna's grandfather is from Kyoto.

D **PAIR WORK** Think of three favorite things. Tell your partner.

"My favorite item of clothing is my blue sweatshirt."

2 Listening It's my favorite.


👂 Listen to four people talk about their favorite things. Check (✓) the things they describe.

1




a b

2



a b

3



a b

4



a b

3 Writing and speaking My favorite thing

A Draw a picture of your favorite thing. Then answer the questions.



- What is it? _____
- Where is it from? _____
- How old is it? _____
- What color is it? _____

B Write about your favorite thing. Use the model and your answers in Part A to help you.

My Favorite Thing

My favorite thing is my bag. It's from Cuzco, Peru. I think it's three or four years old. It's purple, white, and yellow. I love it!

C **GROUP WORK** Share your drawings and your writing. Ask and answer questions for more information.

A: Here's a picture of my favorite thing.

B: What is it?

A: It's my bag.

C: Where is it from?

A: It's from Peru.

Wrap-up

- 1** A. Pair work: Ask and answer 10 questions about everyday items in your classroom.

Is that your bag?

No, it isn't. It's Ali's bag. What are those? ...

- B. Think about everyday items in your bedroom. Choose 5 of them and complete the chart:

Item	color
Camera	Black

- C. Tell your classmates about everyday items in your bedroom.

My camera is black ...

2 In the real world

What's in style? Find a picture of clothes in a magazine. Then write about them.

- What clothes are in the picture?
- What colors are the clothes?

Clothes in "Style Today"

The woman's sweater in the picture is blue. Her pants are brown, and her shoes are black. Her bag is ...



4 Daily life

LESSON A

- Ways of getting around
- Simple present statements

LESSON B

- Asking the time

LESSON C

- Days of the week and routines
- Simple present *yes / no* questions

LESSON D

- Reading: "What's your favorite day of the week?"
- Writing: About my weekend



Warm Up

- A** Name the things you see in the picture. Use *That's a / an ...* and *Those are ...*.
- B** Say the colors of six things in the picture.

A Getting around

1 Vocabulary Ways of getting around

A  Listen and repeat.



drive a car



ride a bicycle / bike



ride a motorcycle



take a taxi / cab



take the bus



take the subway



take the train



walk

B  Listen to five ways of getting around. Number them from 1 to 5.

a bicycle

1 a bus

a car


a motorcycle

a train


2 Language in context Going to work and school

A  Listen to Mariela describe how she and her family get to work and school.

Underline the ways they get around.



I have a car. I drive to work.
I don't take the train.



My husband doesn't drive to work.
He has a bike, so he rides his bike.



My kids walk to school.
They don't take the bus.

B What about you? Check (✓) the ways you get around.

I drive.

I take the bus.

I ride a bike.

I walk.

3 Grammar Simple present statements

Regular verbs		Irregular verbs	
I drive to work.	I don't take the train.	<i>I / you / we / they</i>	<i>he / she</i>
You take a taxi.	You don't take the subway.	I have a car.	She has a car.
He rides a bike.	He doesn't drive to work.	You don't have a bike.	She doesn't have a bike.
She drives .	She doesn't walk .	We go to work.	He goes to work.
We take the train.	We don't take a taxi.	They don't go to school.	He doesn't go to school.
They walk to school.	They don't take the bus.		
<i>Contractions</i> don't = do not doesn't = does not			

A Complete the sentences with the simple present forms of the verbs. Then compare with a partner.

- I take (take) the bus to school. I don't walk (not / walk).
- Jonathan has (have) a car. He drives (drive) to work.
- My parents take (take) the train to work. They go (go) to the city.
- My neighbor rides (ride) a motorcycle to work.
- Mei-li doesn't take (not / take) the bus. She walks (walk).
- We don't have (not / have) bicycles, and we drive (not / drive).

B **PAIR WORK** Make five sentences about how your family members and friends get to school or work. Tell your partner.

A: My sister works in a big city. She takes the bus to work.

B: My best friend works in a big city, too. He doesn't take the bus. He drives.

4 Speaking I take the bus.

A Write how you get to school or work in the chart. Add extra information, such as a bus number or a train number.

	Me	Name: _____	Name: _____	Name: _____
To school				
To work				
Extra information				

B **GROUP WORK** Find out how three of your classmates get to school or work. Complete the chart with their information.

A: I take the bus to school. It's the number 16 bus. How about you?

B: I take the bus, too. I take the number 8 bus.

C **GROUP WORK** Tell another group how your classmates get to school or work.

"Daniel takes the number 8 bus to school."

5 Keep talking!

Go to page 133 for more practice.

B What time is it?

1 Telling time

A  Listen and repeat.



It's twelve o'clock.



It's noon.
It's twelve p.m.



It's midnight.
It's twelve a.m.



It's twelve-oh-five.
It's five after twelve.



It's twelve-fifteen.
It's a quarter after twelve.



It's twelve-thirty.
It's half past twelve.



It's twelve-forty.
It's twenty to one.



It's twelve forty-five.
It's a quarter to one.

B **PAIR WORK** Say the times in two ways.

9:45 7:30 6:03 1:15 11:40.

a.m. = midnight to noon

p.m. = noon to midnight

2 Interactions Time

A  Listen and practice.



Joe What time is it?

Mike It's 9:15. What time is the bus?

Joe Nine-twenty. We're early.



Keisha What's the time?

Emily It's 9:35. What time is our class?

Keisha It's at 9:30. We're late!

Asking the time

What time is it?

What's the time?

B **PAIR WORK** Practice the conversations again with the times below.

4:15 / 4:45 6:20 / 7:00 10:05 / 10:00 5:45 / 5:30

3 Pronunciation Reduction of to

A 🎧 Listen and repeat. Notice how *to* is pronounced as /tə/.

/tə/ /tə/ /tə/
 It's ten to five. It's five to two. It's a quarter to one.

B 🎧 Listen to the conversations. Then practice them. Reduce *to* to /tə/.



A Is it five to one?
B No, it's ten to one.



A Is it ten to eight?
B No, it's a quarter to eight.



A Is it a quarter to three?
B No, it's twenty to three.

4 Listening Am I late?

A 🎧 Listen to five conversations about time. Write the time of each thing.

1 the movie 2 Rod's class 3 the train 4 the bus 5 Susan's class
 10:00 _____ _____ _____ _____


B 🎧 Listen again. Are the people early or late? Circle the correct answers.

1 early / late 2 early / late 3 early / late 4 early / late 5 early / late

5 Speaking What time is ... ?

A **PAIR WORK** Interview your partner. Take notes.

What time is your ... ?



favorite class



lunch break



favorite TV show

A: What time is your favorite class?
B: It's at 7:30 a.m. What time is yours?
A: Mine is at 8:00 p.m. It's this class!

B **PAIR WORK** Tell another classmate about your partner's answers.

"Ji-sung's favorite class is at 7:30 a.m."

Before you watch

Circle your guesses. Then compare with the class.

1 What is a roommate?

a a student in your class

b a member of your family

c a friend who lives with you

2 What is a teddy bear?



3 What is a robe?



While you watch

A What are Nick's favorite things? Check (✓) the correct answers.

his baseball

his laptop

his T-shirt

his cap

his picture

his teddy bear

his cell phone

his robe

his video camera

B Write T (true) or F (false).

1 The video is for Ben's parents. _____

2 Nick is from New Hampshire. _____

3 The robe is from Japan. _____

4 The picture is of New York. _____

5 The teddy bear is from Nick's friend. _____

C Circle the correct answers.

- 1 Nick and Ben are _____.
a roommates b teachers c artists
- 2 Ayukata is a _____.
a shirt b robe c jacket
- 3 Nick's cap is from his high school _____ team.
a tennis b golf c baseball
- 4 _____ is the artist of the picture.
a Ben b Nick's grandmother c Nick
- 5 Nick's _____ are from Vermont.
a parents b grandparents c friends
- 6 Nick's teddy bear is _____ years old.
a 9 b 19 c 20

After you watch

A Which of Nick's things is *your* favorite? Why?

B **GROUP WORK** Tell your group about your favorite things.

- What are they?
- Where are they from?
- How old are they?



C My routine

1 Vocabulary Days of the week and routines

A Listen and repeat.

Weekdays					The weekend	
Monday	Tuesday	Wednesday	Thursday	Friday	Saturday	Sunday

B Listen and repeat.



get up



drink coffee



eat breakfast



read the news



go to school



exercise



cook dinner



study



watch TV



go to bed

C **PAIR WORK** What is your routine on weekdays? On weekends? Tell your partner.

"I get up and eat breakfast on weekdays. I go to school. I study..."

2 Conversation Monday morning

Listen and practice.

- Tom** It's Monday morning ... again!
- Liz** Do you get up early on weekdays?
- Tom** Yes, I do. I get up at 5:30 a.m.
- Liz** Wow! That is early!
- Tom** And I study all morning and afternoon.
- Liz** Do you study in the evenings, too?
- Tom** No, I don't. I cook dinner, exercise, and go to bed late, after midnight.
- Liz** That's not good. What about on weekends?
- Tom** On weekends, I sleep!



3 Grammar Simple present *yes/ no* questions

Do you go to school on Mondays?
Yes, I do. No, I don't.

Does Liz exercise?
Yes, she does. No, she doesn't.

Do you and your friends watch TV?
Yes, we do. No, we don't.

Do your friends study?
Yes, they do. No, they don't.

A Write *yes / no* questions with the information below. Then compare with a partner.


- 1 (you / get up / 7:00)
- 2 (you / read the news / every day)
- 3 (your teacher / drink coffee / in class)
- 4 (your parents / watch TV / in the evening)
- 5 (your friend / exercise / on weekends)
- 6 (you and your friends / study / after midnight)

Do you get up at 7:00? _____

B **PAIR WORK** Ask and answer the questions in Part A. Answer with your own information.

A: Do you get up at 7:00?

B: No, I don't. I get up at 6:00 on weekdays and 9:30 on weekends.

 **Time expressions**

- on Sunday(s)
- on Sunday afternoons(s)
- on weekdays
- on the weekend
- on weekends
- in the morning(s)
- in the afternoon(s)
- in the evening(s)
- at noon / midnight
- at night
- before 7:00
- after midnight
- every day

4 Speaking Routines

A **PAIR WORK** Interview your partner. Check (✓) his or her answers.

Do you ... ?	Yes	No
cook dinner on weekends	<input type="checkbox"/>	<input type="checkbox"/>
drink coffee after 7:00 p.m.	<input type="checkbox"/>	<input type="checkbox"/>
exercise every day	<input type="checkbox"/>	<input type="checkbox"/>
go to bed late on weekdays	<input type="checkbox"/>	<input type="checkbox"/>
get up early on weekdays	<input type="checkbox"/>	<input type="checkbox"/>
read the news in the evening	<input type="checkbox"/>	<input type="checkbox"/>

A: Do you cook dinner on weekends?

B: No, I don't. I cook on weekdays!

B **PAIR WORK** Tell another classmate about your partner's routines.

A: Does Rita cook dinner on weekends?

B: No, she doesn't. She cooks on weekdays!



5 Keep talking!

Go to page 134 for more practice.







D My weekend

1 Reading 🎧

A Look at the forum question. What's *your* favorite day of the week? Why?

B Read the message board. Whose favorite day is on the weekend?

This week's question:
What's your favorite day of the week?

	busyguy	My favorite day of the week is Saturday. I study from Monday to Friday. On Saturday, I get up late.
	trish06	Not Saturday or Sunday. I work from noon to 4:00 on those days. In the evening, I study. My favorite day is Wednesday, because I don't work on Wednesdays.
	JasonFan	Monday. I watch my favorite TV show every Monday. It has my favorite actor. The show is called "Life with Jason." It's on at 8:00.
	Ricardo	Monday?! No way! Saturday, Saturday, Saturday! We don't go to school on Saturdays.
	SuperDad45	Sunday! I get up late, read the news, and have coffee. Then my son and daughter cook breakfast for my wife and me.
	michiko3	I have two favorite days – Tuesday and Thursday. I have an art class after work on those days, and my teacher is very nice.

C Read the forum again. What's each person's favorite day? Why? Complete the chart.

	Favorite day(s)	Why?
busyguy	Saturday	gets up late
trish06		
JasonFan		
Ricardo		
SuperDad45		
michiko3		

D **CLASS ACTIVITY** What's your class's favorite day? Vote and discuss your answer.

2 Listening *Angela's routine*

A Listen to Angela talk about her routine on weekends. Circle the activities she does.

Saturdays		Sundays	
<u>work</u>	watch TV	get up late	exercise
go to class	go to bed late	study	cook

B Listen again. Write one more thing Angela does on Saturdays and on Sundays.

On Saturdays: _____ On Sundays: _____

3 Writing *About my weekend*

A Complete the chart with information about your weekend routine. Include two activities you do and two activities you don't do.

Saturdays	Sundays
Activities I do:	Activities I do:
• _____	• _____
• _____	• _____
Activities I don't do:	Activities I don't do:
• _____	• _____
• _____	• _____

B Write about your weekend routine. Use the model and your answers in Part A to help you.

C **GROUP WORK** Share your writing. Ask and answer questions for more information.

My Weekend Routine

On Saturdays, I get up late and watch TV. I don't study and I don't go to work. On Sundays, ...

4 Speaking *Are you busy?*

A Add two questions about routines to the survey. Then circle your answers.

Are you busy?	Me		You	
1 Do you study English every weekend?	Yes	No	Yes	No
2 Do you go to work on the weekend?	Yes	No	Yes	No
3 Do you get up before 7:00 on the weekend?	Yes	No	Yes	No
4 Do you exercise on the weekend?	Yes	No	Yes	No
5 _____	Yes	No	Yes	No
6 _____	Yes	No	Yes	No

B **PAIR WORK** Interview your partner. Circle his or her answers. Is your partner busy?

Wrap-up

1 A. Find classmates who do each thing. Write their names.

Find someone who ...	Name	Find someone who...	Name
wakes up before 5 am		has coffee at work	
watches TV after work		works until 10 p.m.	
does his/her homework at work		cooks dinner every night	
takes the bus to work		reads the news every day	
exercises		eats breakfast with his/her family	
loves English		hates English	

Do you wake up before 5 a.m. ?

No, I don't. I wake up at 6:30.

B. Share your information with your class.

Akbar wakes up at 6:30.

2 In the real world

What time is it around the world? Go online and find the local time in these cities.

Beijing	Cairo	Los Angeles	Rio de Janeiro	Tokyo
Buenos Aires	London	Mexico City	Sydney	Toronto

What time is it now?

It is nine o'clock in the evening in Beijing now.
In Buenos Aires, it's ...



5 Free time

LESSON A

- Online activities
- Adverbs of frequency

LESSON B

- Declining help
- Accepting help

LESSON C

- Leisure activities and places
- Simple present *Wh-* questions with *do*

LESSON D

- Reading: "Fun Online Activities"
- Writing: Let's chat



Warm Up

A Look at the pictures. Make two sentences about each one.

B When do you have free time? Write the times.

	Monday	Tuesday	Wednesday	Thursday	Friday	Saturday	Sunday
a.m.							
p.m.							


A Online habits

1 Vocabulary Online activities

A  Listen and repeat.



use social media



check email



download apps



play games



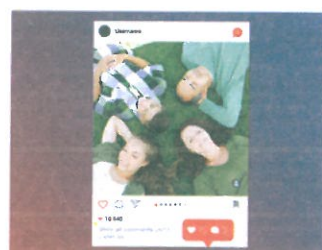
stream music



watch videos



shop online



post photos

B **PAIR WORK** Check (✓) the things you do online. Then tell your partner.


"I use social media, check email, and play games. How about you?"

2 Language in context Habits survey

A  Read the survey about online habits. Circle the online activities.


Habits Survey

- 1 Do you ever shop online?
 - Yes, I often shop online.
 - Yes, I sometimes shop online.
 - No, I never shop online.
- 2 Do you ever post photos?
 - Yes, I often post photos.
 - Yes, I sometimes post photos.
 - No, I never post photos.
- 3 Do you ever play games?
 - Yes, I often play games.
 - Yes, I sometimes play games.
 - No, I never play games.



B What about you? Do you do the online activities in the survey?

3 Grammar Adverbs of frequency

<p>I always shop online.</p> <p>I usually shop online.</p> <p>I often shop online.</p> <p>I sometimes shop online.</p> <p>I hardly ever shop online.</p> <p>I never shop online.</p>	<p>100%</p>  <p>0%</p>	<p>Do you ever shop online?</p> <p>Yes, I sometimes shop online.</p> <p>Yes, I sometimes do.</p> <p>No, I never shop online.</p> <p>No, I never do.</p>
--	---	--

A Rewrite the conversations with the adverbs of frequency. Then practice with a partner.


- 1 **A** Do you watch movies online? (ever)
B Yes, I watch movies online. (often)
- 2 **A** Do you check email in class? (ever)
B No, I check email in class. (never)
- 3 **A** Do you play games online? (ever)
B Yes, I do. (usually)
- 4 **A** Do you download apps? (ever)
B No, I do that. (hardly ever)

Do you ever watch movies online?

B **PAIR WORK** Ask and answer the questions in Part A. Answer with your own information.

A: *Do you ever watch movies online?*
B: *Yes, I sometimes do.*

4 Speaking Often, sometimes, or never?

A  Complete the chart with information about your online habits. Use the ideas in Exercise 1 and your own ideas.

I often ...	I sometimes ...	I never ...

B **GROUP WORK** Compare your online habits.

A: *I often play games online.*
B: *Oh? I never do that.*
C: *I sometimes do.*



5 Keep talking!

Go to page 135 for more practice.

B How much is it?

1 Prices

A Listen and repeat.

\$79.00 = seventy-nine dollars

\$79.95 = seventy-nine dollars and ninety-five cents

OR seventy-nine ninety-five

\$379.95 = three hundred seventy-nine dollars and ninety-five cents

OR three seventy-nine ninety-five

B Listen and practice.

A: How much is this?

A: How much are these?

A: How much is that watch?

B: It's \$54.89.

B: They're \$234.99.

B: It's only \$109.25.

C **PAIR WORK** Practice the conversations again. Say the prices in a different way.

2 Interactions At the store

A Listen and practice.



Salesperson Hello.
Margaret Hi.
Salesperson Can I help you?
Margaret No, thanks. I'm just looking.



Salesperson Can I help you?
Renato Yes, please. How much is this camera?
Salesperson It's \$169.50.
Renato Thanks.

B Listen to the expressions. Then practice the conversations again with the new expressions.

Declining help

No, thanks. I'm just looking.

No. I'm fine, thanks.

Accepting help

Yes, please.

Yes, thanks.

3 Pronunciation Thirteen or thirty?

A Listen and repeat. Notice the difference in stress in the numbers.

B Listen to four conversations about prices. Circle the correct prices.

- 1 \$14 / \$40 3 \$17 / \$70
- 2 \$16 / \$60 4 \$19 / \$90

C **PAIR WORK** Say a number from the chart. Your partner points to it. Take turns.

Last syllable	First syllable
13 thirteen	30 thirty
14 fourteen	40 forty
15 fifteen	50 fifty
16 sixteen	60 sixty
17 seventeen	70 seventy
18 eighteen	80 eighty
19 nineteen	90 ninety

4 Listening Can I help you?

A Listen to four conversations in a store. Check (✓) the words you hear.

- 1 camera 2 shirts 3 bag 4 scarf
- cell phone skirt bags shorts
- laptop T-shirt belt skirt

B Listen to a salesperson offer help to four customers. Do the customers accept or decline help? Circle the correct answers.

- 1 accept / decline 2 accept / decline 3 accept / decline 4 accept / decline

5 Speaking Role play

CLASS ACTIVITY Role-play the situation. Then change roles.

Group A: You are salespeople. Offer help to the customers. Answer questions about prices.
Group B: You are customers. Decline help three times. Then accept help three times and ask for the prices of three items.



A: Can I help you?
B: No, thanks. I'm just looking.

OR

A: Can I help you?
B: Yes, please. How much ... ?

Before you watch

Match the words and the pictures. Then compare with a partner.

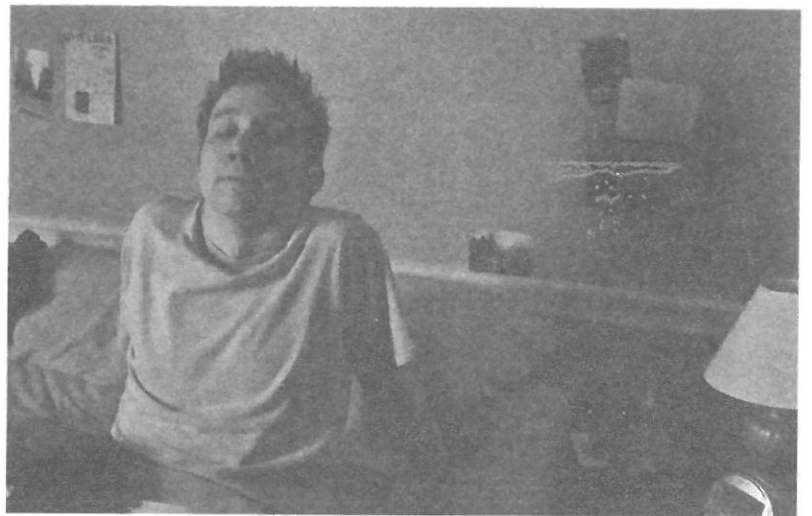
- | | | |
|----------------|----------------|---------------------|
| a drink coffee | c go to school | e ride a bike |
| b get up | d make a video | f text with friends |



While you watch

A What does Ben do on Mondays? Number the sentences from 1 to 7.

- _____ He has class.
- _____ He goes to bed very late.
- _____ He drinks coffee.
- _____ He texts with his friends.
- _____ He exercises.
- 1 _____ He gets up.
- _____ He rides his bike.



Ben

B Circle the correct answers.

- Nick _____ for Ben.
a makes a video b cooks dinner c drives a car
- The video is for _____.
a Ben's friends b Ben's class c Ben's family
- Ben's favorite class is at _____.
a 7:30 b 9:00 c 4:30
- Lila is Ben's _____.
a teacher b classmate c student
- Ben exercises _____.
a at school b at home c at the park

C Write T (true) or F (false).

- Ben has orange juice, tea, cereal, and milk for breakfast. _____
- Ben's favorite class is English. _____
- Ben is early for class. _____
- Ben exercises at the park at 3:30. _____
- Lila rides a bike to school and runs in the park. _____
- Ben texts with his friends in the afternoon. _____



After you watch

A Make a list of your routine activities at different times of the day.

Morning	Afternoon	Evening	Night
get up			

B **GROUP WORK** How is your daily routine the same as Ben's? How is it different?

"I get up late every morning. I don't have cereal for breakfast like Ben. I don't have time to eat!"

C

What do you do for fun?

1 Vocabulary Leisure activities and places

A  Listen and repeat.



eat out



go dancing



go shopping



hang out



play soccer



watch movies

B  Listen and repeat.



at a club



at a restaurant



at home



at the mall



at the park

C **PAIR WORK** Do you do the activities in Part A? Where? Tell your partner.

A: I watch movies at home. Do you?

B: Yes, I do. I watch movies at the mall, too.

2 Conversation In our free time

 Listen and practice.

Annie What do you do for fun, Chad?

Chad Oh, I hang out with friends.

Annie Yeah? Where do you hang out?

Chad At the mall. We sometimes watch a movie or go shopping. What about you?

Annie I play soccer in the park.

Chad Sounds fun. Who do you play with?

Annie My brother and his friends. Actually, we need another player. Are you interested?

Chad Yeah!



3 Grammar Simple present *Wh*- questions with *do*

What do you do for fun?

I hang out.

Where do you hang out?

At the mall.

How do you get there?

We take the bus.

Who do you play soccer with?

My brother and his friends.

When do you usually play soccer?

We usually play on weekends.

Why do you play soccer?

Because it's my favorite sport.

A Read the answers. Write *Wh*- questions. Then practice with a partner.

- 1 How do you get to class? I take the bus to class.
- 2 _____ I eat out on Friday night.
- 3 _____ I play sports with my brother.
- 4 _____ I go shopping at the mall.
- 5 _____ My friends and I watch movies on Saturday.
- 6 _____ I sometimes study with my friends.

B **PAIR WORK** Ask and answer the questions in Part A. Answer with your own information.

A: How do you get to class?

B: I usually walk, but I sometimes take the subway.

4 Speaking Tell me more!

A **PAIR WORK** Interview your partner. Take notes.

Questions	Name: _____
1 When do you usually check your email?	
2 What time do you go to bed on Sundays?	
3 When do you chat with friends?	
4 Who do you eat out with? Where do you go?	
5 Where do you go shopping? How do you get there?	
6 What do you do for fun on weekends? Why?	

B **PAIR WORK** Tell another classmate about your partner's answers. Are any of your partners' answers the same?

A: Celia usually checks her email at night.

B: Luis checks his email at night, too.

5 Keep talking!

Go to page 136 for more practice.

Online fun

1 Reading 🎧


A Look at the pictures in the article. What do you see?

B Read the article. What's the best title? Check (✓) the correct answer.


New Websites

Chat

Fun Online Activities




Try one of these activities in your free time.




Buy and Sell


What do you want? A new video game? A new phone? What *don't* you want? Your old jeans? Your old schoolbooks? Buy and sell things online!




Where is your best friend from elementary school now? Does your friend live in your city? Search his or her name, and find your friend.




Do you have pictures or movies on your cell phone or camera? Post them! Upload your favorite photos and videos for friends.



Tour a museum from your home! Go to the Egyptian Museum in Cairo, Barcelona's Picasso Museum, or Kyoto's National Museum.



Where do you want to go? Search the address and city, and find a map. Get directions to stores, parks, or a new restaurant.



Do you want to discover a new band or listen to your favorite singer on your cellphone? Use an app to stream music.

C Read the article again. Where do the headings go? Write them in the article.

Map it!

Take a Tour

Share Photos and Videos

Get Music

✓ Buy and Sell

Find an Old Friend

D **PAIR WORK** What activities do you do online? Tell your partner.

"I hardly ever sell things online, but I sometimes buy clothes online."

2 Listening Four websites

- A  Listen to Helena and Michael talk about the pictures on four websites.
Number the pictures from 1 to 4.



- B  Listen again. Correct the false sentences.

- 1 Michael looks at ~~videos~~ ^{photos} of Stephen Curry.
- 2 The Museum of Modern Art is in Paris.
- 3 Michael shops on the website.
- 4 Helena often uploads videos.

3 Writing Let's chat!

- A Choose a topic for a chat: free time, online activities, or school. Write a question about your topic.

- B **GROUP WORK** Send your question to the classmate on the right in a text message or on paper. Read and answer your classmate's question. Continue to read and answer all of the questions in your group.

Sandra: What do you do in your free time?
 Jaemin: I watch TV and play video games.
 My favorite video game is "Soccer Star."
 Roberto: I hardly ever play video games.
 I usually watch TV at night. My favorite show is ...



- C **CLASS ACTIVITY** Tell the class about your chat.

4 Speaking My favorite website

- A **GROUP WORK** Add a question about online habits to the list. Then ask and answer the questions.

- What's your favorite website or app?
- What other websites or apps do you usually use?
- _____
- What news websites do you read?
- What blogs do you read?

- B **CLASS ACTIVITY** Share your information. Which websites and apps are popular?

Wrap-up

- 1** Group work: Show your mobile applications to your partners. Ask and answer questions about them. Ask questions using *why*, *where*, *when*.



Do you ever use WhatsApp?

Yes. I usually use WhatsApp.

When do you use it?

I usually use it at nights.


2 In the real world

How much are they? Find two different prices for each of these items. Then write about them.

a belt	jeans	a small camera
a downloaded song	a laptop	an umbrella

Different Prices

A black belt is \$29.99 at Style Shop.
It's \$20.00 at Kelly's Accessories.
A downloaded song is ...



6 Work and play

LESSON A

- Jobs
- Simple present
Wh- questions with *does*

LESSON B

- Asking for someone on the phone
- Having someone wait

LESSON C

- Abilities
- *Can* for ability; *and, but, and or*

LESSON D

- Reading: "Fun Jobs"
- Writing: My abilities



Warm Up

A Where do the people usually work?


B Do you know any of the jobs in the pictures? Do you know any other jobs?

A What does she do?

1 Vocabulary Jobs

A Match the jobs and the people. Then listen and check your answers.

- | | | | | | |
|---------------|---------------|--------------------|---------|------------------|---------------|
| a accountant | c doctor | e flight attendant | g nurse | i police officer | k waitress |
| b cook / chef | d electrician | ✓ f waiter | h pilot | j receptionist | l taxi driver |



B **PAIR WORK** Point to people in the pictures and ask what their jobs are. Your partner says the jobs. Take turns.

A: What's his job?

B: He's a waiter.

2 Language in context At work

A Read two job profiles. What are their jobs?



Lucia Ortega works in a hospital from 11:00 p.m. to 7:00 a.m. What does Lucia do?
She's a nurse.



Henry Jenkins works in an office. He's an accountant. What company does Henry work for? He works for A1 Accountants.

B What about you? Do you have a job? What is it? What jobs do you think are interesting?

3 Grammar Simple present *Wh-* questions with *does*

What does Lucia do?
She's a nurse.

When does she work?
She works from 11:00 to 7:00.

Where does Henry work?
He works in an office.


What company does Henry work for?
He works for A1 Accountants.

A Complete the conversations with the correct words. Then practice with a partner.

- 1 **A** What does your brother do?
- B** Oh, Tom's a doctor.
- A** Really? _____ does he _____?
- B** He works in a hospital.

- 2 **A** _____ does Sue _____?
- B** On Mondays, Wednesdays, and Fridays.
- A** And _____ company does she _____ for?
- B** She works for Town Bank.

B PAIR WORK Write questions about Mr. Miller, Lisa, and Nicole. Then ask and answer them.



What *does* Mr. Miller *do* _____?

What _____?

Where _____?

Where _____?

When _____?

What company _____?

- A:** What does Mr. Miller do?
- B:** He's an English teacher.

4 Speaking People's jobs

CLASS ACTIVITY Add two jobs to the chart. Then find classmates who know people with those jobs.

Ask for more information.

Job	Classmate	Person	Extra information
chef			
nurse			
police officer			
taxi driver			

- A:** Do you know a chef?
- B:** Yes. My friend Marco is a chef.

- A:** Where does he work?
- B:** He works at Speedy Sushi.

5 Keep talking!

Go to page 137 for more practice.

B Can I speak to ... ?

1 Interactions On the phone

A Look at the pictures. Where does Michael work?

B  Listen and practice.



Michael Good morning, Quality Hotel.
Ashley Hello. *Can I speak to Laura Diaz?*
Michael Who is this, please?
Ashley It's Ashley Tillman.



Michael *Just a minute, please...* Oh, I'm sorry, Ms. Diaz is busy at the moment.
Ashley All right. Thank you.

C  Listen to the expressions. Then practice the conversation again with the new expressions.

Asking for someone on the phone

Can I speak to ... ?

Could I please speak to ... ?

Is ... there?

Having someone wait

Just a minute, please.

Hold on, please.

One moment, please.

D **PAIR WORK** Practice the conversation again with the names below.



Gabriela Garcia



Anthony Davis



Kumiko Takahashi



Roberto Santos

A: Good morning, Quality Hotel.

B: Hello. *Can I speak to Gabriela Garcia?*

A: Who is this, please?

2 Listening A busy woman

- A** 🎧 Listen to Kevin call Star Computers on five different days. Where is Ellen Astor each day?
Number the pictures from 1 to 5.



at lunch



in a meeting



on another line



on vacation



with a customer

- B** 🎧 Listen again. How does Kevin ask to speak to Ellen Astor? Number the questions from 1 to 5.

_____ Is Ms. Astor there?

_____ Can I speak to Ellen Astor?

_____ Could I please speak to ... ?

_____ Could I speak to Ms. Astor, please?

_____ 1 _____ Can I please speak to Ellen Astor?

3 Speaking Role play

PAIR WORK Role-play the situation. Then change roles.

Student A: You are a receptionist at Sun Travel. Answer the phone. Tell the caller to wait, and then say why the person can't talk.

Student B: Call Sun Travel. Imagine someone you know works there. Ask to speak to the person.

A: Hello, Sun Travel.

B: Hi. Can I please speak to Jackie Miller?

A: Of course. Just a minute, please ...
I'm sorry. Jackie's with a customer.


B: Oh, OK. Thanks.

I can ask for someone on the telephone. 🗒️

I can have someone wait. 🗒️

Before you watch

- A** Label the groups of pictures. Which pictures show New Jersey, U.S.A.? Which show Seoul, South Korea?



1 _____

2 _____

- B** Soon-mi lives in Seoul, South Korea. Danielle lives in a small town in New Jersey, U.S.A. Make a list of things you think they do for fun.

While you watch

- A** Check (✓) the correct answers. (More than one answer is possible.)



	Soon-mi	Danielle
1 Who often goes dancing?	<input type="checkbox"/>	<input type="checkbox"/>
2 Who hangs out at home?	<input type="checkbox"/>	<input type="checkbox"/>
3 Who cooks dinner for friends?	<input type="checkbox"/>	<input type="checkbox"/>
4 Who watches DVDs?	<input type="checkbox"/>	<input type="checkbox"/>
5 Who plays video games?	<input type="checkbox"/>	<input type="checkbox"/>
6 Who goes to a karaoke club?	<input type="checkbox"/>	<input type="checkbox"/>
7 Who sings songs in English?	<input type="checkbox"/>	<input type="checkbox"/>

B Circle the correct answers.

- 1 In the video, it's _____ in Seoul.
a 8:30 a.m. b 4:30 p.m. c 8:30 p.m.
- 2 In New Jersey, it's _____ .
a early morning b early afternoon c early evening
- 3 Soon-mi and her sister always _____ on her sister's birthday.
a eat out b go dancing c eat out and go dancing
- 4 Danielle usually _____ around town.
a drives b takes the bus c walks
- 5 Sometimes Danielle _____ .
a takes the train b walks c takes the subway

C Write T (true) or F (false).

- 1 Soon-mi teaches English to Danielle. _____
- 2 Danielle plays video games at an arcade. _____
- 3 Soon-mi often goes dancing at a club. _____
- 4 Soon-mi goes to an arcade near the bus station. _____
- 5 They have a dance club in Danielle's town. _____
- 6 Soon-mi knows a lot of songs in English. _____



After you watch

A PAIR WORK Do you ever do the same activities as Danielle and Soon-mi? What other activities do you do? Tell your partner.

A: Danielle studies Korean with Soon-mi. I never do that. I study English.

B: Soon-mi eats out on her sister's birthday. I sometimes eat out on my sister's birthday, too.

B GROUP WORK Sing a song – or part of a song – that you know in English! Your group guesses the name of the song. Take turns.



Can you sing?

1 Vocabulary Abilities

A Listen and repeat.



dance



draw



fix computers



paint



play the guitar



sing



speak French



swim

B **PAIR WORK** What things do you sometimes do? Tell your partner.

2 Conversation Top talent?

Listen and practice.

Host Welcome to *Top Talent*. What's your name, please?

Pamela Hello. My name is Pamela Wells.

Host Tell us, can you sing, Pamela?

Pamela No, I can't sing at all.

Host Well, can you play an instrument?
The guitar? The piano?

Pamela No, I can't.

Host You can't sing and you can't play
an instrument. What *can* you do,
Pamela?

Pamela I can dance!

Host Great! Let's see.



3 Grammar Can for ability; and, but, and or

I			
You			
He	can		dance very well.
She	can't		sing at all.
We			
They			

Can you sing?
Yes, I can. No, I can't.
What can Pamela do?
She can dance, and she can swim.
She can dance, but she can't swim.
She can't sing or play an instrument.

A Read the answers. Write the questions. Then practice with a partner.

- Can Jenny swim? _____ No, Jenny can't swim.
- _____ Billy can fix computers.
- _____ Yes, Tom and Jill can sing very well.
- _____ No, I can't play an instrument.
- _____ Jay and I can dance and speak French.
- _____ No, Sally can't paint at all.

B PAIR WORK Make six sentences about Frank with *and*, *but*, or *or*. Tell your partner.

Frank's Abilities

- draw sing swim
 paint dance play the guitar

"Frank can draw, but ..."

4 Pronunciation *Can and can't*

A  Listen and repeat. Notice the pronunciation of *can* /kən/ and *can't* /kænt/.

I can draw. I can't paint. I can draw, but I can't paint.

B  Listen to the conversations. Do you hear *can* or *can't*? Circle the correct answers.

- 1 can / can't 2 can / can't 3 can / can't 4 can / can't

5 Speaking Can you paint?

A PAIR WORK Add two abilities to the chart. Then interview your partner. Check (✓) the things he or she can do.

Can you ... ?			
paint	cook	sing in English	ride a bicycle
draw	dance	play an instrument	
swim	drive	fix a car	

B PAIR WORK Tell another classmate about your partner's abilities. Can your partner do something that you can't? What is it?

6 Keep talking!

Go to page 138 for more practice.

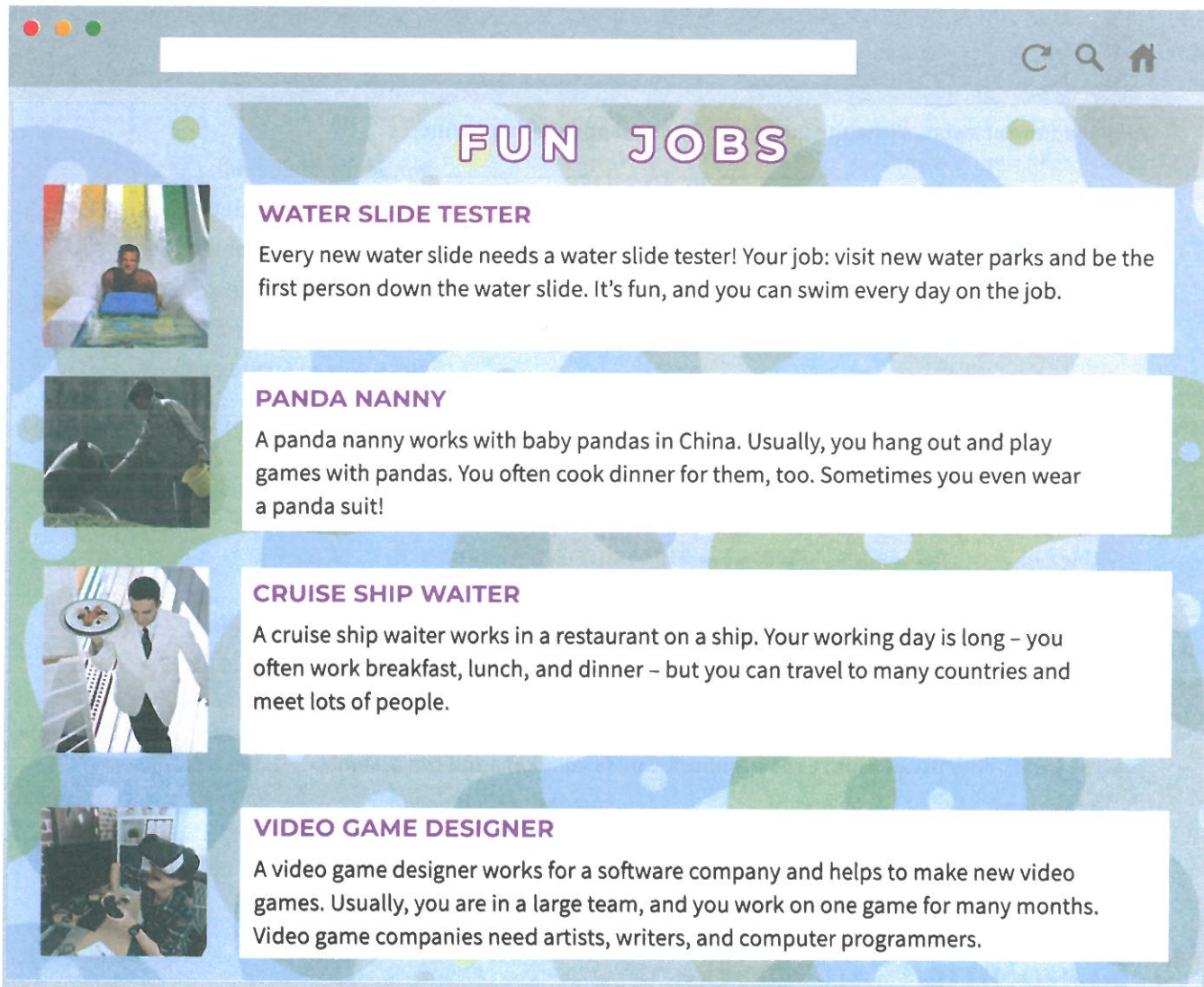
I can describe my talents and abilities. 

D Work and study

1 Reading

A Look at the pictures. Where are these people? Guess.

B Read the article. Which jobs include travel?



FUN JOBS

WATER SLIDE TESTER
Every new water slide needs a water slide tester! Your job: visit new water parks and be the first person down the water slide. It's fun, and you can swim every day on the job.

PANDA NANNY
A panda nanny works with baby pandas in China. Usually, you hang out and play games with pandas. You often cook dinner for them, too. Sometimes you even wear a panda suit!

CRUISE SHIP WAITER
A cruise ship waiter works in a restaurant on a ship. Your working day is long – you often work breakfast, lunch, and dinner – but you can travel to many countries and meet lots of people.

VIDEO GAME DESIGNER
A video game designer works for a software company and helps to make new video games. Usually, you are in a large team, and you work on one game for many months. Video game companies need artists, writers, and computer programmers.

C Read the article again. Answer the questions.

- 1 Which job has long hours?
- 2 In which job do you work on a computer?
- 3 Which job is only in China?
- 4 In which job do you travel to many countries?
- 5 In which job can you swim every day?
- 6 In which job do you play with animals?


cruise ship waiter

D **PAIR WORK** Which job is your favorite? Which job sounds hard? Can you think of other fun jobs? Tell your partner.

2 Listening Exciting opportunities


A Listen to two students discuss three advertisements. Number them from 1 to 3.

Volunteer!




Are you interested in animals?
Can you swim? _____
with turtles in Costa Rica. Work
_____ to Saturday,
6:00 a.m. to _____ p.m.
For more information, send an email
to CRVolunteer@cup.edu

Be an Intern



Are you 18 to
years old? Can you speak Chinese,
_____, Japanese, or
English? Be an intern at a theme
_____ in Hong Kong! Email
us at hongkong@cup.com/intern

Study and Work



Can you cook? Come to Rome. Study
Italian in the morning and work in a
restaurant in the evening _____. See
the city in your _____ time!
_____ salary. Contact us at
study&work@cambridge.org

B Listen again. Complete the sentences with the correct words.

3 Writing My abilities

A Make lists of things you can and can't do well. Then write a paragraph about your abilities. Use the model and your lists to help you.

My Abilities

I can play sports. I can play basketball and tennis very well. My favorite sport is soccer, but I can't play it very well. I can't play golf at all!

B **PAIR WORK** Share your paragraphs. Ask and answer questions for more information.

4 Speaking How well can you ... ?

GROUP WORK Discuss the opportunities in Exercise 1, Exercise 2, or your own ideas.

- What abilities do you need in each program?
- How well can you do each thing? (very well? well? not well? not at all?)
- Are any of the programs right for you?

Wrap-up

1 A. Class activity: Interview your classmates and complete the chart.

Name	Job	Company	Working Time	Abilities

*Amir, what do you do?
I'm a pilot.*

B. Report to your teacher.

Amir is a pilot. He works

2 In the real world

Go online and find information in English about a program in a different country. Then write about it.

- What is the name of the program?
- Where is the program?
- What kind of program is it?
- What do people do in the program?

The Peace Corps

The Peace Corps is an international program. Americans volunteer in many countries. They help build things and teach people.



7 Food

LESSON A

- Food
- Count and noncount nouns; *some* and *any*

LESSON B

- Expressing dislikes
- Expressing likes

LESSON C

- More food
- *How often*; time expressions

LESSON D

- Reading: "My Favorite Food"
- Writing: A typical meal



Warm Up

A Match the words and the pictures.

- 1 Italian food C 2 Mexican food _____ 3 Chinese food _____ 4 Japanese food _____

B Name ten food words you know.



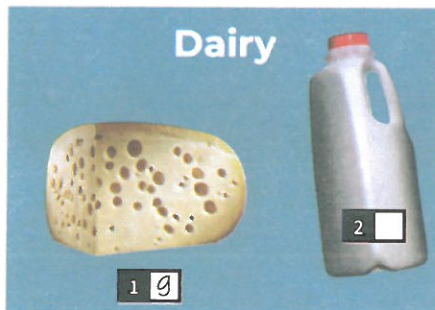
A

Breakfast, lunch, and dinner

1 Vocabulary Food

A Match the words and the pictures. Then listen and check your answers.

- | | | | |
|-----------|------------|-----------|------------|
| a apples | e carrots | i eggs | m pasta |
| b bananas | f cereal | j fish | n potatoes |
| c beans | ✓ g cheese | k milk | o rice |
| d beef | h chicken | l noodles | p tomatoes |



B **PAIR WORK** Do you ever eat the food in Part A? Tell your partner.
 "I often eat apples. I sometimes eat eggs. I never eat noodles."

2 Language in context Favorite meals

A Listen to three people talk about their favorite meals. Underline the food.

I love breakfast. I usually eat some cereal, but I don't have any milk with it. I also eat an apple.


My favorite meal is lunch. I don't have a lot of time, so I often just get some noodles.


My favorite meal of the day is dinner. A typical dinner for me is rice and beans with some beef.


B What about you? What's your favorite meal of the day? What do you eat?


3 Grammar Count and noncount nouns; *some* and *any*

Count nouns


an apple



apples



a tomato


tomatoes

Do you have **any** apples?
Yes, I have **some** (apples).
No, I don't have **any** (apples).

Noncount nouns


milk


rice

Do you have **any** milk?
Yes, I have **some** (milk).
No, I don't have **any** (milk).

A Complete the chart with the food words from Exercise 1. Then compare with a partner.

Count nouns

apples	
tomatoes	

Noncount nouns

milk	
cereal	

B Circle the correct words. Then practice with a partner.

- A What do you want for lunch, Amy?
- B Let's just make some / any pasta.
- A Good idea. We have **some** / any pasta.
- B Let's see. We have **some** / any carrots.
We don't have **some** / any tomatoes.
- A OK, I can get **some** / any at the store. What else?
- B Do we have **some** / any cheese?
- A No, we don't have **some** / any. I can get **some** / any.



C **PAIR WORK** Practice the conversation again. Use other food words from Exercise 1.

4 Speaking What do you eat?

A Write your answers to the questions in the chart.

What do you often eat for ... ?	Me	Name: _____	Name: _____
breakfast			
lunch			
dinner			

B **GROUP WORK** Interview two classmates. Complete the chart with their answers.

5 Keep talking!

Go to page 139 for more practice.

B I like Chinese food!

1 Interactions Likes and dislikes

A Look at the pictures. Where are Maria and Tom?

B  Listen and practice.



Maria Look! They have Italian food here.
Tom Do you like Italian food?
Maria I don't like pizza at all, but I love pasta.
Tom I don't like Italian food.



Maria How about Chinese food?
Tom Good idea. I like Chinese food!
Maria I really like the noodles here.
Tom Great! We can eat lunch at this restaurant.

C  Listen to the expressions. Then practice the conversation again with the new expressions.

Expressing dislikes



I don't like ...



I don't like ... at all.



I hate ...!

Expressing likes



I like ...



I really like ...



I love ...!

D **PAIR WORK** Look at Maria's and Tom's likes and dislikes. Are they the same as yours? Tell your partner.



Maria fish



Maria Mexican food



Maria Japanese food



Maria milk



Maria beans



Maria beef

Tom cheese

Tom carrots

Tom Chinese food

Tom Italian food

Tom French food

Tom eggs

"Maria loves fish, but I don't like fish at all."

2 Pronunciation Word stress

A  Listen and repeat. Notice the stress in the words.

•	••	•••
cheese	apple	banana
beans	chicken	potato
beef	noodles	tomato
_____	_____	_____

B  Listen. Complete the chart with the correct words.

dairy fruit Italian meat pasta

3 Listening I love it!

A  Listen to four conversations about food. Check (✓) the words you hear.


- 1 beans 2 cheese 3 noodles 4 bananas
 beef chicken potatoes carrots
 pasta eggs tomatoes cereal




B  Listen again. Do the two speakers like the same things? Circle the correct answers.

- 1 yes / no 2 yes / no 3 yes / no 4 yes / no

4 Speaking What do you like?

A Make a list of food you like and food you don't like.

Food I like	
	
	
	

Food I don't like	
	
	
	

B **PAIR WORK** Tell your partner about the food you like and don't like. Ask and answer questions for more information.

A: I really like fish.

B: Do you cook fish at home?

A: No, I don't. I eat fish in restaurants.




I can say what I like and dislike. 

Before you watch

A Match the words and the pictures. Then compare with a partner.

a mime b play the harmonica c play the guitar d play the kazoo



B What is a hidden talent? Check (✓) your guess. Then compare with the class.

- Something you can do well, and people know about it
- Something you can do well, but people don't know about it
- Something you can't do well, and people know about it

While you watch

A Who does each thing in the video? Check (✓) the correct answers.
(More than one answer is possible.)



	Emi	Alicia	Christine	Joey
1 Who dances?	<input type="checkbox"/>	<input type="checkbox"/>	<input type="checkbox"/>	<input type="checkbox"/>
2 Who plays the harmonica?	<input type="checkbox"/>	<input type="checkbox"/>	<input type="checkbox"/>	<input type="checkbox"/>
3 Who plays the kazoo?	<input type="checkbox"/>	<input type="checkbox"/>	<input type="checkbox"/>	<input type="checkbox"/>
4 Who mimes?	<input type="checkbox"/>	<input type="checkbox"/>	<input type="checkbox"/>	<input type="checkbox"/>
5 Who sings?	<input type="checkbox"/>	<input type="checkbox"/>	<input type="checkbox"/>	<input type="checkbox"/>
6 Who speaks French?	<input type="checkbox"/>	<input type="checkbox"/>	<input type="checkbox"/>	<input type="checkbox"/>

B Circle the correct answers.

- 1 Emi *does not* speak _____ in the video.
a French b English c Chinese
- 2 Alicia *cannot* play _____.
a the guitar b the harmonica c the kazoo
- 3 Christine *is not* _____.
a a model b a waitress c an actress
- 4 Joey *does not* work on _____.
a Saturdays b Thursdays c Tuesdays

C Write T (true) or F (false).

- 1 Emi is a reporter for *Street Talk*. _____
- 2 Alicia can dance very well. _____
- 3 Christine doesn't have a hidden talent. _____
- 4 Joey is a taxi driver. _____



After you watch

A PAIR WORK Do you have any of the same hidden talents as Emi, Alicia, Christine, or Joey?

Who do you know with the same hidden talents? Tell your partner.

"Emi speaks French. I can't speak French, but my mother can."

B GROUP WORK Interview your group. What are their hidden talents?

Name	Hidden talent

C CLASS ACTIVITY Share interesting hidden talents from your group.

"Jen can fix computers. Carlos can ..."

C Meals

1 Vocabulary More food

A Label the pictures with the correct words. Then listen and check your answers.

dumplings	✓ hot dogs	pizza	soup	sushi
hamburgers	pancakes	salad	spaghetti	tacos



1 hot dogs



2 _____



3 _____



4 _____



5 _____



6 _____



7 _____



8 _____



9 _____



10 _____

B **PAIR WORK** Which food in Part A do you like? Which food don't you like? Compare your answers.

A: I really like dumplings. Do you?

B: Yes, I like dumplings, too. Do you like ... ?

2 Conversation I eat pizza every day.

Listen and practice.

- Megan** What is that?
David Pizza. My father is a pizza chef.
Megan Really? So how often do you eat pizza?
David I eat pizza every day. It's my favorite food!
Megan I don't eat pizza very often, but it looks interesting. What's on it?
David Cheese, tomatoes, black beans, and fish.
Megan Yuck!
David Have some. It's really good.
Megan No, thanks. I'm not very hungry.




3 Grammar How often; time expressions

How often do you eat pizza?

I eat pizza	every day. once a week. twice a month. three times a month. once in a while.	I don't eat pizza very often. I never eat pizza.
-------------	--	---

A Look at Matt's menu. Answer the questions. Then practice with a partner.

WEEKLY MENU PLANNER 							
<i>Matt's menu</i>							
	Monday	Tuesday	Wednesday	Thursday	Friday	Saturday	Sunday
Breakfast	cereal	eggs	cereal	eggs	cereal	pancakes	pancakes
Lunch	soup	pizza	soup	sushi	soup	tacos	sushi
Dinner	dumplings	chicken	beef	chicken	pizza	spaghetti	hamburgers

- How often does Matt eat hamburgers for dinner? He eats hamburgers once a week.
- How often does Matt eat soup for lunch? _____
- How often does Matt eat pancakes? _____
- How often does Matt eat hot dogs? _____
- How often does Matt eat sushi for lunch? _____
- How often does Matt eat dumplings for dinner? _____

B PAIR WORK Make six sentences about your eating habits with different time expressions. Tell your partner.

"I eat spaghetti once a month."

4 Speaking Eating habits

A Add three food words to the chart. Then answer the questions.

B PAIR WORK Interview your partner. Complete the chart with his or her answers.

C PAIR WORK Compare your information with another partner.

"Kazu eats hot dogs once a week, but I eat them once in a while."

How often do you eat ...?	Me	Name: _____
hot dogs		
salad		
tacos		

5 Keep talking!

Go to page 140 for more practice.

D Favorite food

1 Reading 🎧

A Look at the pictures in the magazine article. Can you name the food?


B Read the article. What's the best title? Check (✓) the correct answer.


Meal Times

My Favorite Food

Dinner Around the World



LETTERS FROM OUR READERS






Heather
United States


I love nachos. I make them once a week. I just buy some tortilla chips and put cheese, beef, tomatoes, and onions on top. Then I cook it in the microwave.

34 likes



Follow






Jae-sun
South Korea


I like dumplings a lot. You can buy good dumplings in restaurants, but I usually eat my mother's dumplings. They're delicious! I eat them for lunch four or five times a month.

23 likes



Follow






Carlos
Argentina


My wife and I go to our favorite ice cream shop three times a month. They have many flavors, but we always get chocolate ice cream. It's our favorite.

55 likes



Follow





Olga
Sweden

I really like pancakes, but we don't eat them for breakfast. We eat them after dinner. We usually eat them two or three times a month. I like to eat them with jam.

68 likes

Follow

C Read the article again. Complete the chart with the correct information.

Name	Favorite food	How often they have it
Heather	nachos	once a week
Jae-sun		
Carlos		
Olga		

D PAIR WORK Imagine you can have one food in Part A right now. Which food do you want?

Why? Tell your partner.

"I want dumplings. I love South Korean food. Vegetable dumplings are my favorite."

2 Listening A meal in Sweden

A 🎧 Listen to Olga describe a typical meal in Sweden. Which meal does she talk about? Check (✓) the correct answer.

- breakfast lunch dinner

B 🎧 Listen again. Circle the words you hear.

beans	bread	cheese	fish	milk	pancakes
beef	cereal	eggs	fruit	noodles	potatoes



3 Writing A typical meal

A Think of a typical meal in your country. Answer the questions.

- 1 What do people drink? _____
- 2 What do people eat? _____
- 3 Do you usually eat it? _____
- 4 Why or why not? _____

B Write about a typical meal in your country. Use the model and your answers in Part A to help you.

C **CLASS ACTIVITY** Post your writing around the room. Read your classmates' writing. Who describes similar meals?

A Japanese Breakfast

People in Japan usually drink green tea for breakfast. They eat fish, rice, soup, salad, and pickles. It's a healthy and delicious breakfast, but I don't eat this. I usually drink orange juice and eat cereal and fruit for breakfast.

4 Speaking What's your favorite meal?


A **PAIR WORK** Add two questions about food to the chart. Then interview your partner. Take notes.

Questions	Name: _____
What's your favorite meal?	
What's your favorite kind of food?	
How often do you have it?	
Who makes it?	
Can you cook it?	
What do you drink with it?	

A: What's your favorite kind of food?

B: I love Mexican food.

B **GROUP WORK** Tell your group about your partner's favorite meal. Do you like that meal, too? Does your group like it?



I can talk about my favorite food. 🎯

Wrap-up

1

Potluck party

There is a potluck party at your house and everyone comes with a special food.

Group work: Now you are around the table. Ask some questions about your friend's food and talk about your food in details.



2 In the real world

Go online and find information in English about your favorite movie star's or musician's eating habits. Then write about them.

- What is his or her favorite food?
- How often does he or she usually eat it?



Bruno Mars's Favorite Food

The American musician Bruno Mars loves chicken *adobo*. It's chicken with rice, and it's the national dish of the Philippines.

8

In the neighborhood

LESSON A

- Places in the neighborhood
- Prepositions of location

LESSON B

- Asking for directions

LESSON C

- Places to visit
- *There is, there are*

LESSON D

- Reading: "Escape Rooms"
- Writing: Group poster



Warm Up

A Look at the pictures. Where can you do these things?

buy flowers buy some vegetables find an ATM eat lunch see a doctor see a movie

B What other places can you find in a city?

"You can find a police station."

A Around town

1 Vocabulary Places in the neighborhood

A Match the words and the places. Then listen and check (✓) your answers.

a bank	c bus stop	e gas station	g library	i subway station
b bookstore	✓d coffee shop	f hotel	h newsstand	j supermarket



B **PAIR WORK** Which places are in your school's neighborhood?

"We have a coffee shop, some restaurants, and a ..."

2 Language in context Ads

A Read three advertisements for places in a neighborhood. What places do they describe?

Mama's Place

**Come to Mama's Place
for real Italian food.**

On Second Avenue

10% off between
5:30 and 6:30 p.m.

Find everything you need at
ABC Supermarket.
New location next to Town Bank

We're always open!







Joe's Coffee Shop

Find us on the
corner of
Main Street and
First Ave.

Best coffee in town!

B What can you do at each place in Part A?


3 Grammar Prepositions of location

					
in	on	next to	across from	between	on the corner of
<p>The newsstand is in the park. The gas station is on Second Avenue. The supermarket is next to the bank. The bus stop is across from the park.</p>			<p>The hotel is between the restaurant and the bookstore. The coffee shop is on the corner of Main Street and First Avenue.</p>		

Look at the map in Exercise 1. Complete the sentences with the correct prepositions.

- The newsstand is _____ *in* _____ the park.
- The subway station is _____ the park.
- The bookstore is _____ the hotel.
- Mama's Place is _____ Second Avenue.
- The gas station is _____ Second Avenue and Grand Street.
- The library is _____ the coffee shop and the bus stop.

4 Pronunciation *Word stress*

 Listen and repeat. Notice the stress on the first or last syllable.


bookstore	newsstand	across
coffee	station	between
corner	subway	hotel

5 Speaking *Where's the drugstore?*

A PAIR WORK Add these four places to the map in Exercise 1. Then ask and answer questions about their locations.



drugstore



post office



police station



department store

A: Where's the drugstore on your map?

B: It's next to the bank. Where is it on your map?

B PAIR WORK Where are the places in your town? Tell your partner.

6 Keep talking!

Student A go to page 141 and Student B go to page 142 for more practice.

I can give the locations of neighborhood places. 

B How do I get to ...?

1 Giving directions

A Listen and repeat.



1
Go up Main Street.
Turn left on Ninth Street.
Go one block.
It's **on the right**, next to a school.

2
Walk down Main Street.
Take a right on Fifth Street.
Walk two blocks.
It's **on the left**, across from the park.

B **PAIR WORK** Give directions from *Start* to the coffee shop and the bus station.

2 Interactions Directions

A Listen and practice.



- Alex** Excuse me. **How do I get to the park?**
- Laura** Go down Seventh Street and take a left on Elm Street. Walk one block to Sixth Street. It's on the right, across from the bus station.
- Alex** Turn left on Elm Street?
- Laura** Yes.
- Alex** Great! Thank you very much.

B Listen to the expressions. Then practice the conversation again with the new expression.

Asking for directions


How do I get to ... ?

How can I get to ... ?

3 Listening Follow the route

- A**  Listen to Carl and Alice use their GPS to get from Pioneer Square to the library in Seattle. Follow their route. Then mark an X at the library.



- B**  Listen to Carl and Alice go from the library to Pike Place Market. Follow their route. Then mark a ✓ at the market.
- C** **PAIR WORK** Give directions from Pioneer Square to other places on the map. Your partner follows them. Take turns.

4 Speaking How do I get to ...?

- A** **PAIR WORK** Draw a simple map of the neighborhood around your school. Label different places and street names.
- B** **PAIR WORK** Role-play the situation. Then change roles.

Student A: You are a tourist in town. Ask for directions to places in the neighborhood.

Student B: You meet a tourist in your town. Give him or her directions to places in your neighborhood. Start at your school.

A: How do I get to the train station?

B: Walk down Main Street ...

Before you watch


A Check (✓) the food you like. Then compare with a partner.



honey



nuts



oats



raisins



yogurt

B In the video, Ben makes a meal with the food in Part A. What meal do you think he makes? Check (✓) your guess. Then compare with the class.

breakfast

lunch

dinner

C Write *a*, *an*, or *some*. Then compare with a partner.

1 _____ apple

5 _____ honey

9. _____ raisins

2 _____ banana

6 _____ milk

10. _____ tea

3 _____ egg

7 _____ nuts

11. _____ tomato


4 _____ granola

8 _____ oats

12. _____ yogurt

While you watch

A What does Ben do? Number the pictures from 1 to 5.



B Circle the correct answers.

- 1 Ben is _____ .
a at school b at work c at home
- 2 Ben's favorite meal is _____ .
a breakfast b lunch c dinner
- 3 He loves granola. Granola is a kind of _____ .
a pasta b cereal c coffee
- 4 Ben likes to _____ in the morning.
a exercise b drink tea c play soccer

After you watch

A How does Ben make granola? Complete the sentences with the correct words.

banana honey nuts oats raisins yogurt



First, I put some _____ in a bowl.
I add some _____
and _____. Then I add the
_____. I usually like
_____ on my granola. And I always
have some _____ on it.


B What do you usually have for breakfast? Make a list of the food.

C **PAIR WORK** Tell your partner about your breakfast. Do you eat the same food?


C Fun in the city

1 Vocabulary Places to visit


A  Listen and repeat.



amusement park



aquarium



movie theater



museum




science center



swimming pool



water park



zoo

B **PAIR WORK** How often do you go to each place? Tell your partner.

"Our town has a swimming pool, but I hardly ever go there."

2 Conversation Tourist information

 Listen and practice.

Larry Hello. Can I help you?

Maggie Yes. Is there a museum near here?

Larry Let's see ... yes. There's a museum across from the park.

Maggie And is there an aquarium in this city?

Larry Yes, there is. It's near the museum. It's a very nice aquarium.

Maggie Great. I have one more question. Are there any amusement parks?

Larry There aren't any amusement parks, but there's a nice water park.



3 Grammar There is, there are

There's a museum.

There isn't an amusement park.

Is there an aquarium in this city?

Yes, there is. No, there isn't.

Contraction There's = There is

There are two swimming pools.

There aren't any good zoos in this city.


Are there any swimming pools near here?

Yes, there are. No, there aren't.

A Complete the questions about the city with *Is there a / an ... ?* or *Are there any ... ?*

Then compare with a partner.

- 1 Is there a _____ zoo?
- 2 _____ water parks?
- 3 _____ aquarium?
- 4 _____ museums?
- 5 _____ amusement park?
- 6 _____ movie theaters?



B PAIR WORK Ask and answer the questions in Part A.

Use the map on the right.

A: Is there a zoo?

B: Yes, there is. There's one zoo.

4 Speaking Is there ... ? Are there ... ?

A PAIR WORK Add two items to the chart. Then interview your partner. Check (✓) the places that are in his or her neighborhood, and ask for more information.

Places	Locations	Extra information
<input type="checkbox"/> movie theaters		
<input type="checkbox"/> museums		
<input type="checkbox"/> science center		
<input type="checkbox"/> swimming pool		
<input type="checkbox"/>		
<input type="checkbox"/>		

A: Are there any movie theaters in your neighborhood?

B: Yes, there's one. It's on University Avenue.

A: How often do you go there?

B CLASS ACTIVITY Tell the class about two interesting places in your partner's neighborhood.

5 Keep talking!

Go to page 143 for more practice.

D A great place to visit

1 Reading 🎧

- A What are your favorite places to visit?
- B Read the article. Where is the world's first escape room?

ESCAPE ROOMS

Imagine! You are in a room with nine other people. Is it a hotel room, an old library, or even a castle? The door is closed, and you can't leave ...

Your job: find a key and escape the room. You have only 60 minutes. Is this a movie, a video game, or a bad dream? No – it's an escape room!

Every day, thousands of people visit escape rooms in cities around the world. To find the key and win the game, players answer questions and do puzzles. Players



share information and work in pairs or in groups – you need a team to escape the room!

In some games, there is only one room. In others, you travel through many rooms to escape. Sometimes there are even actors in the room to help you! Some rooms are simple, and most players escape in less than 60 minutes. But some are very difficult, and players hardly ever escape in time.

The world's first escape room is in Japan. But, today, there are more than 2,800 games in many countries.


C Read the article again. Answer the questions.

- 1 What do players find to escape a room?
- 2 How many people visit escape rooms every day?
- 3 How long do players have to escape?
- 4 How do players find the key to the door?
- 5 Who sometimes help the players?
- 6 How many escape rooms are there in the world?

Players find a key.

- D **PAIR WORK** Do you want to visit an escape room? Why or why not?
What's another fun adventure that you like?

2 Listening City information

- A**  Listen to three tourists ask for information about two places in the city. Write the places in the chart.

	Place 1	Place 2
1	movie theater	
2		
3		


- B**  Listen again. Which places are in the city? Circle the correct answers.

3 Writing and speaking Group poster presentation

- A** **GROUP WORK** Choose an interesting place in your city. What do you know about it? Make a list.
- B** **GROUP WORK** Create and design a poster about the place. Use your list from Part A.

COME TO THE IMAGINE SCIENCE CENTER!

GREAT FOR KIDS, TEENS, AND ADULTS.



WE'RE OPEN EVERY DAY FROM 9:00 TO 6:00. • THERE'S A FREE AUDIO TOUR IN TEN LANGUAGES.

THERE'S AN EXCELLENT CAFÉ IN THE MUSEUM. • TRY OUR SCIENCE EXPERIMENTS.

LEARN ABOUT PLANT LIFE. • THERE ARE OVER 10,000 BOOKS IN THE BOOKSTORE.

- C** **CLASS ACTIVITY** Present your posters. Ask and answer questions for more information.

- A:** The Imagine Science Center is a great place to visit.
- B:** It's open every day from 9:00 to 6:00.
- C:** There's a free audio tour. You can listen to the tour in ten languages.
- D:** Where is the Imagine Science Center?
- C:** It's at 367 First Avenue, near the park.

Wrap-up

1 You have a newcomer in your neighborhood.

Pair work: Your new neighbor has a list and needs your help.

Role play

Student A: Tell your neighbor where he can get the services.

Student B: Ask your partner about places in your new neighborhood.



2 In the real world

What zoos do you know? Go online and find information in English about a zoo. Then write about it.

- What is the name of the zoo? Where is it?
- What animals and exhibits are there?
- Can you watch videos or take a tour on the website?

The San Diego Zoo

The San Diego Zoo is a famous zoo in California. You can see pandas there. You can also ...



9

What are you doing?

LESSON A

- Actions and prepositions
- Present continuous statements

LESSON B

- Asking if someone can talk now
- Explaining that you can't talk now

LESSON C

- Activities
- Present continuous questions

LESSON D

- Reading: "Status Updates"
- Writing: My status update



Warm Up

- A** Look at the pictures. Make six sentences about them.
- B** Which of these things do you do every day?

A I'm looking for you.

1 Vocabulary Actions and prepositions

A  Listen and repeat.



start



hold



look for



wave



sit



stand



run



end

B  Listen and repeat.



behind



in



in front of



on



under

C **PAIR WORK** Tell your partner to sit and stand in different places in the classroom. Use the prepositions. Take turns.

"Stand in front of the door."

2 Language in context Meeting a friend

A  Listen to Amy and Claudio meet at a soccer game. Where is Amy? Where is Claudio?

Amy Hi, Claudio. It's Amy. I'm standing under the scoreboard. Where are you?

Claudio I'm sitting in front of the big clock. Do you see me?

Amy No, I don't.

Claudio Well, I'm wearing a red shirt.

Amy But, Claudio, everyone is wearing a red shirt!



B What about you? Where do you usually meet your friends at big games or other events?

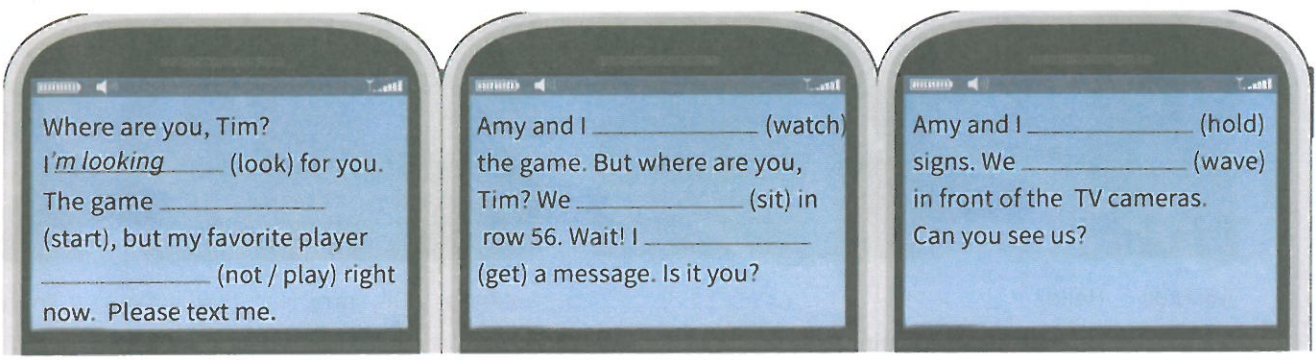
3 Grammar Present continuous statements

I'm **standing** under the scoreboard.
 You're **running**.
 He's **sitting** in front of the big clock.
 It's **starting**.
 We're **holding** scarves.
 They're **playing** soccer.

I'm **not sitting**.
 You're **not walking**.
 He's **not standing**.
 It's **not ending**.
 We're **not waving**.
 They're **not playing** tennis.

Spelling
 run → running
 sit → sitting
 wave → waving

A Complete Claudio's text messages with the present continuous forms of the verbs.



B PAIR WORK Make ten sentences about people in your class with the present continuous. Tell your partner.

"I'm sitting behind Eva. Lily and Mei are wearing sweaters."

4 Listening Someone is ...

 Listen to the sound effects. What is happening? Circle the correct answers.

- 1 Someone is watching a game / watching a movie.
- 2 Someone is getting up / going to bed.
- 3 Someone is walking / running.
- 4 Some people are playing tennis / playing soccer.
- 5 The game is starting / ending.

5 Speaking Guess the action.

GROUP WORK Perform an action. Your group guesses it. Take turns.


cook	run	stand
play tennis	sit	watch TV
play the guitar	sleep	wave

A: You're dancing. A: You're playing soccer.
 B: No, I'm not. B: Yes, that's right.



6 Keep talking!

Go to page 144 for more practice.

I can describe what people are doing right now. 

B I can't talk right now.

1 Interactions Can you talk?

A Look at the pictures. What is Amanda doing?

B  Listen and practice.



Amanda Hello?

Justin Hi, Amanda. It's Justin. *Is this a good time to talk?*



Amanda Oh, sorry. *I can't talk right now.* I'm cooking dinner. Can I call you back?

Justin OK, sure. Talk to you later.

Amanda Thanks. Bye.

C  Listen to the expressions. Then practice the conversation again with the new expressions.

Asking if someone can talk now

Is this a good time to talk?

Can you talk right now?

Do you have a minute?

Explaining that you can't talk now

I can't talk right now.

I'm busy right now.

This isn't a good time.

D **PAIR WORK** Practice the conversation again with the reasons below.



clean



do my homework



watch a movie



wait for the doctor

2 Listening Do you have a minute?

A  Listen to four phone conversations. Number the questions you hear from 1 to 4.

- _____ Can you talk right now? _____ Is this a good time to talk?
 _____ Is this a good time? 1 Do you have a minute?

B  Listen again. Why can't each person talk right now? Write the reason.

- 1 Eric is having dinner. 3 Ji-won _____.
 2 Renee _____ 4 Carmen _____.

3 Speaking Role play

A Complete the sentences with reasons why you can't talk on the phone.

- I'm watching _____ I'm eating _____
 I'm studying _____ I'm _____

B **PAIR WORK** Role-play the situations. Then change roles.

Student A: Answer the phone. Explain that you can't talk now and say why. Use the reasons from part A.

Student B: Call Student A. Identify yourself and ask if he or she can talk right now.



I can ask if someone can talk now. 

I can explain why I can't talk on the telephone. 

Before you watch

A Look at the picture. Circle the correct answers. Then compare with a partner.



- The picture is from a commercial. What is a commercial?
 - an advertisement on TV
 - a magazine review
 - a newspaper article
- Where are the people?
 - in a club
 - in a coffee shop
 - in an office

B What kind of information about the place do you think is in the commercial? Make a list. Then compare with a partner.

Information

the name of the place _____

While you watch

A What do people do in the commercial? Check (✓) the correct answers.

- | | | | |
|---------------------------------------|--|---|---|
| <input type="checkbox"/> dance | <input type="checkbox"/> eat a snack | <input type="checkbox"/> play the guitar | <input type="checkbox"/> study English |
| <input type="checkbox"/> drink coffee | <input type="checkbox"/> eat pasta | <input type="checkbox"/> read the newspaper | <input type="checkbox"/> use the Internet |
| <input type="checkbox"/> drink tea | <input type="checkbox"/> listen to music | <input type="checkbox"/> sing | <input type="checkbox"/> write a letter |

B Who talks about each thing? Draw a line from each thing to Marco or Danielle.



Marco

- the coffee
- the Internet
- the woman's laptop
- the snacks
- the music



Danielle

C Write T (true) or F (false).

- 1 The cookie costs 85 cents. _____
- 2 Kim's Coffee Shop is on the corner of First Avenue and Elm Street. _____
- 3 It is open six days a week. _____
- 4 Kim's Coffee Shop opens at 7:00 a.m. _____
- 5 It closes at midnight. _____

After you watch

A Answer the questions.

- 1 What is your favorite coffee shop?

- 2 Where is it?

- 3 What do you like about it?

- 4 Who do you usually go there with?

- 5 What do you usually do there?

B **GROUP WORK** Tell your group about your favorite coffee shop. Ask and answer questions for more information.

"My favorite coffee shop is A Cup of Joe. It's on . . ."

C These days

1 Vocabulary Activities


A  Listen and repeat.




create a website



learn to drive



look for a job



study for an exam




study Italian



take a dance class



take tennis lessons



tutor a student

B **PAIR WORK** Which activities are fun? Which are not fun? Compare answers with a partner.

2 Conversation Old friends

 Listen and practice.

- Jill** Long time no see, Wendy!
- Wendy** Oh, hi, Jill!
- Jill** What are you doing these days?
- Wendy** I'm learning to drive. I'm also tutoring a student. Oh, and I'm taking a dance class.
- Jill** You sound really busy.
- Wendy** I am. How about you, Jill? Are you doing anything special these days?
- Jill** Yes, I am. I'm studying Italian.
- Wendy** Really? Why are you studying Italian?
- Jill** Because ... Oh, my phone is ringing. Hello? Sorry, Wendy. It's my new friend, Luigi.
- Wendy** Oh.
- Jill** *Ciao, Luigi! Come stai?*



3 Grammar Present continuous questions

What are you doing these days? I'm learning to drive.	Are you doing anything special these days? Yes, I am. No, I'm not .
What class is Wendy taking ? She's taking a dance class.	Is she tutoring a student? Yes, she is. No, she's not .
Where are they studying ? They're studying online.	Are they taking tennis lessons? Yes, they are. No, they're not .

A Complete the questions with the present continuous forms of the verbs. Then compare with a partner.

- Are you taking (take) music lessons these days?
- What classes _____ you _____ (take)?
- _____ you and your friends _____ (buy) new music these days?
- What _____ your classmates _____ (learn) in this class?
- What languages _____ you _____ (study)?
- _____ you _____ (learn) to drive?



B **PAIR WORK** Ask and answer the questions in Part A. Answer with your own information.

4 Pronunciation Intonation in questions

 Listen and repeat. Notice the intonation of *yes / no* and *Wh-* questions.

Are you watching a lot of TV?  What TV shows are you watching? 

5 Speaking Busy lives

CLASS ACTIVITY Add two activities to the chart. Then find classmates who are doing each thing these days. Write their names and ask questions for more information.

Are you ... these days?	Name	Extra information
studying another language		
reading a good book		
watching a lot of TV		
taking any fun classes		
streaming a lot of music		

6 Keep talking!


Go to page 145 for more practice.

D What's new?


1 Reading

A What are you and your classmates doing right now?

B Read the status updates. Which two people are waiting for other people?


WHAT'S YOUR STATUS? **SIGN UP**

Type your message here and hit enter




Donna Bristol I'm standing under the JB Cola sign on Main Street. I'm waiting for my friend Hank. But Hank is never late! Hank?

APR 19 8:33 P.M.




Hank Jones I'm standing in line. Donna, please wait!! I'm in a store on First Avenue. The line isn't moving.

APR 19 8:50 P.M.




Fernando Sanchez I'm studying English. I'm doing grammar exercises online. I'm getting them all correct. Yay!

APR 19 9:05 P.M.




Zack Parker I'm enjoying Singapore!! I love vacations! How are my friends in Chicago doing?

APR 19 9:17 P.M.




Hee-jin Park I'm having a great evening. I'm at my favorite restaurant with my two friends, Alex and Eddie. We're waiting for dessert.

APR 19 9:28 P.M.




Jessica King I'm looking for a good French dictionary. I'm taking a French class and need help with my vocabulary.

APR 19 9:44 P.M.



Arthur Henderson I'm waiting for my daughter to come home. It's almost 10:00 p.m. Where are you, Lisa? You know the rules!

APR 19 9:58 P.M.



Lisa Henderson I'm at a basketball game. Sorry, Dad. My favorite player is playing. 15 more minutes?

APR 19 10:02 P.M.

C Read the updates again. Complete the sentences with first names.

1 <u> Zack </u> is on vacation.	4 _____ is watching a basketball game.
2 _____ is having dinner.	5 _____ and _____ are students.
3 _____ is standing in line.	6 _____ and _____ are late.

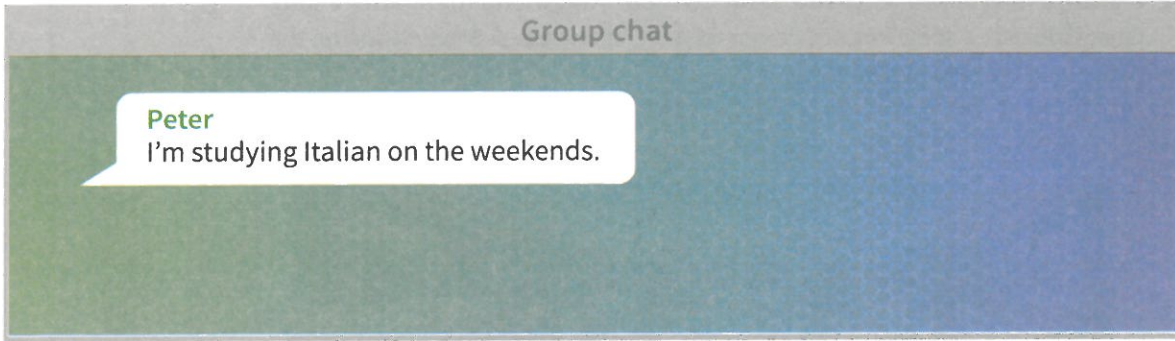
D **PAIR WORK** How often do you write messages like the ones above? What do you write about? Tell your partner.

"I love status updates. I write them twice a day. I usually write about the new music I find online."

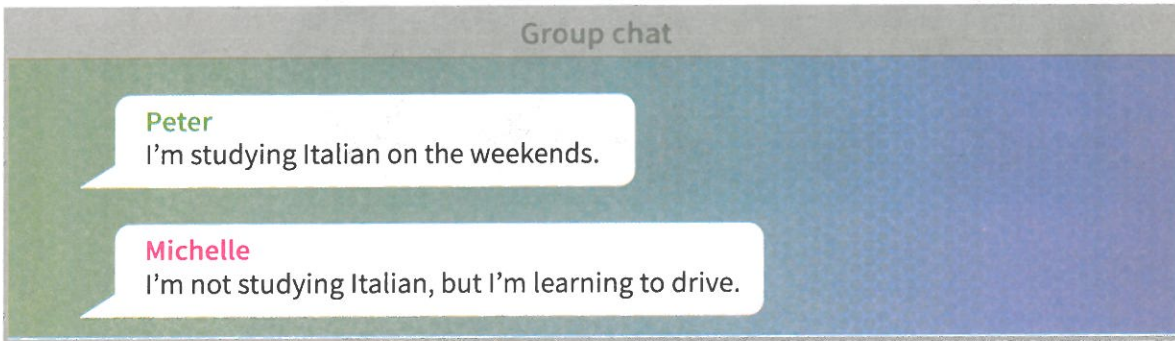
92

2 Writing My status update

A Write or tell your classmates in a group chat what you're doing right now or these days.



B **GROUP WORK** Pass your paper to the classmate on your right or send an update to the group. Read and respond to your classmate's update. Continue to pass, read, and respond to each classmate's update three times with different actions.




3 Speaking Makoto's Desk

GROUP WORK Look at Makoto's desk. What do you think he's doing these days?

A: I think he's studying French.

B: Right. And he's playing tennis.

C: Do you think he's drinking a lot of coffee?



Wrap-up

- 1** A. Choose a mall in your city. You want to meet your friend there after a long time. Choose a location but do not tell him. Then have a conversation on the phone and try help him find you.



- B. Now ask questions to see what he/she is doing these days.

2 In the real world

Go to a mall or park. What are people doing? Write about them.

People in the Park

I am in the park. Two women are walking. One woman is wearing a red T-shirt. A man is sitting next to me. He is eating his lunch. He is also ...



10 Past experiences

LESSON A

- Weekend activities
- Simple past regular verbs

LESSON B

- Showing that you're listening
- Expressing surprise

LESSON C


- Things to do
- Simple past irregular verbs; yes / no questions

LESSON D

- Reading: "Matt's Movie Reviews"
- Writing: A blog post

A

Benjamin,
age 16



B

Benjamin, age 43



C

Luz, age 14



D

Luz, age 29



Warm Up

A Look at the pictures. Make three sentences about each one.

B How are *you* different now?

A Last weekend

1 Vocabulary Weekend activities

A  Listen and repeat.



listen to music



play basketball



play in a band



shop for new clothes



stay home



stay out late



visit relatives



watch an old movie

B **PAIR WORK** Do you do any of the activities in Part A? When do you do them? Tell your partner.

"My friends and I usually play basketball on Saturday mornings."


2 Language in context Carmen's weekend

A  Listen to Carmen talk about last weekend. Number the pictures from 1 to 3.

1 Last Saturday morning, my brother Pedro called me. We talked for hours. I uploaded some photos, and I listened to music.

2 I stayed out late on Saturday night. Pedro and I watched an old movie. We laughed a lot. We loved it!

3 On Sunday afternoon, I stayed home. I watched another movie. I didn't like the ending at all. I cried.



B What about you? What do you usually do on weekends?

3 Grammar Simple past regular verbs

I **listened** to music last Saturday.
 You **stayed** home.
 He **called** me on Saturday.
 We **laughed**.
 They **stayed** out late.

I **didn't watch** a movie.
 You **didn't stay** out late.
 He **didn't call** me on Sunday.
 We **didn't cry**.
 They **didn't stay** at home.

Spelling
 stay → stayed
 love → loved
 cry → cried
 shop → shopped

A Write sentences about the things Pedro did and didn't do last weekend.

Things to Do

<input checked="" type="checkbox"/> call Carmen	<input checked="" type="checkbox"/> listen to music
<input checked="" type="checkbox"/> watch a movie	<input checked="" type="checkbox"/> upload photos
<input checked="" type="checkbox"/> play basketball	<input checked="" type="checkbox"/> shop for new clothes

- 1 *Pedro called Carmen.* _____
- 2 _____
- 3 _____
- 4 _____
- 5 _____
- 6 _____

B PAIR WORK Make true sentences about your weekend with the past forms of the verbs in Part A. Tell your partner.

4 Pronunciation Simple past -ed endings

A  Listen and repeat. Notice that some verbs have an extra syllable in the past tense.

Same syllable (most verbs)	Extra syllable (verbs ending in <i>t</i> and <i>d</i>)
call / called	chat / chat·ted
listen / listened	start / start·ed
play / played	upload / upload·ed

B  Listen. Complete the chart with the correct verbs.

download / downloaded	shop / shopped	visit / visited
post / posted	stay / stayed	watch / watched

5 Speaking A fun weekend

A Complete the phrases with your own ideas.


chat with _____ exercise _____ study _____ visit _____
 cook _____ look for _____ talk to _____ walk to _____

B PAIR WORK Tell your partner about the things you did and didn't do last weekend. Use the phrases from Part A to help you.

A: I *chatted* online with my friends last weekend. How about you?
 B: I *didn't chat* online with my friends, but I *called* them.

6 Keep talking!

Go to page 146 for more practice.


I can say what I did last weekend. 

B You're kidding!

1 Interactions Expressing surprise

A Look at the pictures. What do you think Diego and Jasmine are talking about?

B Listen and practice.



Diego I checked plane tickets to go to Walt Disney World in May.

Jasmine Uh-huh.

Diego They're usually \$600, but right now they're \$350!

Jasmine You're kidding!

Diego I know. I didn't buy them, but I called my parents, and they liked the idea.

Jasmine That's great. I love that place.

C Listen to the expressions. Then practice the conversation again with the new expressions.

Showing that you're listening

Uh-huh.

Oh?

Oh, yeah?

Expressing surprise

Really?

What?


You're kidding!

D PAIR WORK Check (✓) the best responses. Then practice with a partner.

- | | | |
|---|---|------------------------------------|
| 1 I watched a movie last night. | <input checked="" type="checkbox"/> Uh-huh. | <input type="checkbox"/> Really? |
| 2 I listened to 500 songs yesterday. | <input type="checkbox"/> You're kidding! | <input type="checkbox"/> Oh? |
| 3 I didn't study for the big test. | <input type="checkbox"/> Oh, yeah? | <input type="checkbox"/> What? |
| 4 I played tennis with friends on Sunday. | <input type="checkbox"/> You're kidding! | <input type="checkbox"/> Oh, yeah? |

2 Listening What a week!

A 🎧 Listen to Diana tell her friend about the past week. Number the pictures from 1 to 4.



B 🎧 Listen again. What surprises Diana's friend? Complete the sentences.

- 1 Diana didn't _____ answer _____ three _____ questions _____.
- 2 Diana's _____ boyfriend _____ her.
- 3 Julie didn't _____ the _____.
- 4 Diana _____ home on _____.

3 Speaking Really?

A Match the sentences. Then compare with a partner.

- | | |
|--|----------------------------------|
| 1 Last night, I studied for my English test for five hours. <u>b</u> | a I watched them with my dad. |
| 2 I just checked my email. _____ | b But I didn't get a good score. |
| 3 Last week, I streamed two movies. _____ | c I'm learning Chinese. |
| 4 On Thursday, I started a new class. _____ | d I have 100 new messages. |

B **PAIR WORK** Role-play the situations in Part A. Then change roles.

Student A: Say the lines from Part A.

Student B: Show interest or express surprise.

A: Last night, I studied for my English test for five hours, but I didn't get a good score.

B: You're kidding! Why not?

C **PAIR WORK** Role-play new situations. Use your own ideas.

I can show that I'm listening.

I can express surprise.

Before you watch



Complete the sentences with the present continuous forms of the verbs.

answer hold interview stand wear

- 1 Emi _____ is interviewing _____ Bo.
- 2 Emi _____ in front of him.
- 3 She _____ a microphone.
- 4 Bo _____ a T-shirt.
- 5 He _____ Emi's question.

While you watch

A Who is doing each thing these days? Check (✓) the correct answers. (More than one answer is possible.)



	Emi	Bo	Soon-mi	Alicia
1 Who is eating in good restaurants?	<input type="checkbox"/>	<input type="checkbox"/>	<input type="checkbox"/>	<input type="checkbox"/>
2 Who is exercising a lot?	<input type="checkbox"/>	<input type="checkbox"/>	<input type="checkbox"/>	<input type="checkbox"/>
3 Who is learning to drive?	<input type="checkbox"/>	<input type="checkbox"/>	<input type="checkbox"/>	<input type="checkbox"/>
4 Who is reading a book?	<input type="checkbox"/>	<input type="checkbox"/>	<input type="checkbox"/>	<input type="checkbox"/>
5 Who is shopping?	<input type="checkbox"/>	<input type="checkbox"/>	<input type="checkbox"/>	<input type="checkbox"/>
6 Who is studying a language?	<input type="checkbox"/>	<input type="checkbox"/>	<input type="checkbox"/>	<input type="checkbox"/>
7 Who is taking a dance class?	<input type="checkbox"/>	<input type="checkbox"/>	<input type="checkbox"/>	<input type="checkbox"/>

B Write Y (yes) or N (no).

- 1 Does Emi know how to drive? _____
- 2 Can Bo speak French well? _____
- 3 Does Soon-mi like Italian food? _____
- 4 Is Alicia getting ready for a trip to Portugal? _____



C Circle the correct answers.

- 1 Emi is *not* taking _____ lessons these days.
a dance b piano c tennis
- 2 Bo does *not* say anything in _____ in the video.
a English b French c Japanese
- 3 Soon-mi does *not* have _____ in her bag.
a clothes b food c gifts
- 4 Alicia is *not* _____ these days.
a playing soccer b riding her bike c swimming

After you watch

A **PAIR WORK** Are you doing any of the same things as Emi, Bo, Soon-mi, or Alicia these days? What other things are you doing these days? Ask and answer questions.

A: Are you reading a good book these days?

B: Yes, I am. I'm reading ...

B **PAIR WORK** Tell another classmate about the things your partner is doing these days.

"Dana is reading a good book these days. She's reading ..."



Did you make dinner last night?

1 Vocabulary Things to do

A Listen and repeat.



do laundry



do the dishes



get a haircut



go grocery shopping



have a party



make dinner



see a play



see friends



sleep

B **PAIR WORK** How often do you do the things in Part A? Tell your partner.

"I do laundry once a week. I do the dishes every day ..."

2 Conversation Last night

Listen and practice.

Mindy Hi, Pete. Did you see Jennifer last night?

Pete Yes, I did. But the day didn't go so well.

Mindy Really? What happened?

Pete Well, I did my laundry yesterday morning, but my favorite white shirt turned pink.

Mindy You're kidding!

Pete Then I got a haircut, but I really didn't like it.

Mindy Oh, yeah? Did you make dinner for Jennifer?

Pete Well, I slept for a while, so I didn't go grocery shopping.

Mindy Oh. Did you eat anything?

Pete Yeah, we did. Jennifer bought a pizza for us.

Mindy Really?



I saw a great movie.

1 Reading

A Do you read the review of a movie before you watch it? Or do you think it spoils the fun?

B Read Matt's review and the comments people made. Who liked the movie?



The screenshot shows a blog page for 'Matt's Movie Reviews'. At the top left is a profile picture of a man with glasses. The title 'Matt's Movie Reviews' is in a red banner. Navigation links for 'HOME', 'REVIEWS', and 'CONTACT ME' are in the top right. The main review is for the movie 'Too Young to Love', dated Monday, 11:00. It describes a date at a Cineplex where the reviewer and a friend saw an old movie. Below the review are five comments from users: CGIRL (Monday, 11:26 A.M.), OSCAR (Monday, 1:00 P.M.), TOMAS (Tuesday, 7:00 A.M.), JOE C (Tuesday, 12:45 P.M.), and MARIA (Tuesday, 1:15 P.M.). A photo of a young man and woman eating ice cream in front of a Ferris wheel is on the right side of the review.

C Read the blog again. Correct the false sentences.

1 Matt saw the movie on ~~Saturday~~.

Matt saw the movie on Friday.

2 Oscar hated the music.

3 Tomas liked *Too Young to Love*.

4 Joe C didn't see any movies at the Cineplex last month.

5 Maria hated the book *Too Young to Love*.

D **PAIR WORK** Do you or your friends ever post reviews of movies, food, or places you visit online? What do you post about? Tell your partner.

"My friend Rosa reviews every restaurant she goes to. She is a hard critic!"

2 Writing A blog post

A Choose one day last week. Complete the chart with information about the things you did that day.

Day	Activities	Places	Other information

B Write a blog post about that day. Use the model and your answers in Part A to help.

C **PAIR WORK** Share your post. Ask and answer questions for more information.

"Did you have a good time? Did you eat out?"

Friday

After class, I met my friend Terry. We went shopping at the mall. I bought a new watch. I didn't pay much for it, but I really like it. I went home at 8:00 p.m.

3 Listening A busy week

A  Listen to Matt talk about last week. What activities did he do? Check (✓) the correct answers.

- | | | |
|--|--|--|
| <input type="checkbox"/> did laundry | <input type="checkbox"/> made dinner | <input type="checkbox"/> read books |
| <input checked="" type="checkbox"/> got up early | <input type="checkbox"/> played soccer | <input type="checkbox"/> stayed out late |
| <input type="checkbox"/> got up late | <input type="checkbox"/> played the guitar | <input type="checkbox"/> worked |

B  Listen again. What activities did Matt enjoy? Circle the activities above.

4 Speaking I played in a band last year.

A **CLASS ACTIVITY** Add two past activities to the chart. Then find classmates who did each thing. Write their names and ask questions for more information.

Find someone who ...	Name	Extra information
bought a cell phone last year		
got a haircut last week		
saw a friend yesterday		
made dinner last night		
watched a game on TV last weekend		
wrote a blog post yesterday		

A: Did you buy a cell phone last year, Alex?

B: Yes, I did.

B **GROUP WORK** Share your information.

"Alex bought a cell phone last year."

Wrap-up

- 1** A. Class activity: Interview your classmates about the things they did last weekend. Complete the chart

Name	Activity	Did he/she do it alone?	Did he/she like it?

- B. Who had more fun? Why?

2 In the real world

Did anyone else do the same things as you yesterday? Go online and find three English-speaking bloggers who did the same activities as you yesterday. Then write about them.

- What activities did both you and the bloggers do yesterday?
- What are the bloggers' names? Where are they from?

Bloggers and Me

I played basketball yesterday. Three bloggers also played basketball yesterday. Diego is from California. He played basketball with his brother.

11 Getting away

LESSON A

- Adjectives
- Past of *be*

LESSON B


- Reacting to good news
- Reacting to bad news

LESSON C

- Vacation activities
- Simple past *Wh*-questions

LESSON D

- Reading: "Travel Tales"
- Writing: A postcard



Warm Up

- A** Do you know any of these places? Which ones?
- B** What are some popular places to visit in your country? In your city?

A Where were you?

1 Vocabulary Adjectives

A  Listen and repeat.



exciting / fun / great



all right / OK / so-so



awful / terrible



boring



interesting



noisy



quiet

B **PAIR WORK** Think of things that each adjective describes. Discuss your ideas.

A: Sports are exciting.

B: Basketball is exciting, but I think soccer is boring.

2 Language in context Quick getaways

A  Listen to four people talk about recent trips. Number the pictures from 1 to 4.

1 We went on a school trip last week. We went to a theater and saw an exciting play. The actors were great.

-Olivia

3 I was at my brother's apartment last weekend. He doesn't have a TV or a computer. It was quiet and kind of boring.

-Brian

2 We just had a three-day weekend. I went away with my family. It was a fun trip, but our hotel wasn't very nice. In fact, it was terrible.

-Ichiro

4 My friend and I went on a day trip last week. We took a local bus to an old town. The bus was awful and noisy, but the trip was interesting. Look what I bought!

-Eleanor



B Did each person like his or her trip? Why or why not?

3 Grammar Past of *be*

Where were you last weekend?

I was at my brother's apartment.

How was your weekend?

It was quiet and kind of boring.

I / he / she / it

you / we / they

was

were

Was your trip interesting?

Yes, it was. No, it wasn't.

Were the people nice?

Yes, they were. No, they weren't.

Contractions

wasn't = was not

weren't = were not

A Complete the guest comment card with *was*, *were*, *wasn't*, or *weren't*. Then compare with a partner.

Guest comments

My wife, son, and I were guests at your hotel last week. Unfortunately, we _____ happy with our room. The room _____ clean, and the beds _____ awful. And the room _____ near the street. The noise _____ terrible in the early morning. But the people at the hotel _____ great, so that _____ good!

B Read the answers. Write the questions. Then practice with a partner.

- 1 How was your weekend? It was great.
- 2 _____ Yes, my weekend was interesting.
- 3 _____ I was on a trip.
- 4 _____ No, I wasn't at the theater on Friday.
- 5 _____ Yes, I was at home on Sunday afternoon.
- 6 _____ My parents were in Tahiti.

C **PAIR WORK** Ask and answer the questions in Part B. Answer with your own information.

4 Speaking Where were you last Friday night?

A **PAIR WORK** Interview your partner. Take notes.

Where were you ... ?	Location	Extra information
at this time yesterday		
on your birthday		
on New Year's Eve		
last Friday night		

B **GROUP WORK** Tell your group about your partner's answers. Who was in an interesting place? Who did interesting things?

5 Keep talking!

Go to page 148 for more practice.

B That's great!

1 Good news, bad news

A  Listen and repeat.



I got a promotion.



I lost my wallet.



I missed my flight.



I was sick.



I won a contest.

B **PAIR WORK** Which things are good news? Which are bad news? Can you think of other examples? Discuss your ideas.

2 Interactions Reacting to news

A  Listen and practice.



Meg Did you have a good weekend?

Joe Yes! It was my sister's birthday, so we went to the beach.

Meg Really? *That's great!*



Joe And how was your weekend?

Meg It wasn't so good. I lost my phone.

Joe *Oh, no!* What happened?

B  Listen to the expressions. Then practice the conversation again with the new expressions.

Reacting to good news

That's great!

That's excellent!

That's awesome!

Reacting to bad news

Oh, no!

That's too bad.

That's terrible!

C **PAIR WORK** Practice the conversation again with the examples from Exercise 1. React to the news.

A: Did you have a good weekend?

B: Yes! I got a promotion, so I went shopping.

3 Listening A short trip

A Listen to Sam tell a friend about a short trip. Number the pictures from 1 to 6.



B Listen again. Was Sam's trip great, good, bad, or awful?

4 Speaking That's ... !

A Write three good things and three bad things that happened to you last week.

	Good things that happened	Bad things that happened
1		
2		
3		

B CLASS ACTIVITY Ask your classmates about their week. React to the news.

- A: Did you do anything interesting last week?
- B: Well, I started a new job.
- A: That's excellent!
- B: Yeah. But I lost my cell phone.
- A: That's terrible!

Before you watch

Look at the pictures. Complete the sentences with the simple past forms of the verbs. Then compare with a partner.

dance drink eat ✓ have invite play



- 1 Marco had a birthday party at his apartment.
- 2 He invited his friends to the party.
- 3 Marco played on the table.
- 4 Marco and his friends ate pizza and drank bubble tea.
- 5 They played video games.

While you watch

A What happened? Number the events from 1 to 10.

- Marco had a birthday party.
- 1 Marco saw Nick and Ben at the library.
- Marco saw Alicia and Bo.
- Marco went to class.
- Marco invited Alicia and Bo to dinner.
- Marco's classmates had text messages about his birthday.
- They saw all the food in Marco's shopping cart.
- Marco invited Nick and Ben to dinner.
- Marco went grocery shopping and bought a lot of food.
- Marco invited his classmates to his apartment.

B Circle the correct answers.

- 1 Marco's birthday party was on _____.
a Friday b Saturday c Sunday
- 2 Marco had a _____ party.
a small, quiet b big, noisy c surprise
- 3 Marco wanted _____ on his birthday.
a a lot of gifts b a big, noisy party c a nice, quiet evening
- 4 Marco *didn't* invite his _____ to his party.
a friends b classmates c parents
- 5 Nick and Ben gave Marco _____.
a a video game b a book c a party



C Write T (true) or F (false).

- 1 Marco liked his party. _____
- 2 Marco and his friends ate some food. _____
- 3 They drank coffee. _____
- 4 They played soccer. _____
- 5 They danced. _____

After you watch

A Answer the questions about the last party you had or went to.

1 Who had the party and why?

2 Where did you go for the party?

3 Who went to the party?

4 What did you eat and drink?

5 What did you do at the party?

B **GROUP WORK** Tell your group about the last party you had or went to.

Ask and answer questions for more information.

"I went to a party at my school. My classmates were there. We ate ..."

C My vacation

1 Vocabulary Vacation activities

A  Listen and repeat.




buy souvenirs



go sightseeing



go to a festival



go to the beach



relax



shop in markets



take a tour



take pictures

B **PAIR WORK** Did you do any of the activities in Part A on your last vacation? Tell your partner.

"On my last vacation, I bought souvenirs and took pictures. I didn't go to the beach."

2 Conversation Back from vacation

 Listen and practice.

- Dave** How was your vacation, Kate?
- Kate** Oh, it was exciting. We had a great time.
- Dave** Where did you go?
- Kate** I went to Veracruz, Mexico.
- Dave** That's great. Who did you travel with?
- Kate** My sister.
- Dave** When did you get back?
- Kate** Last night. I got home at midnight.
- Dave** Really? That's late! So, what did you do there?
- Kate** Well, we went to a festival called *Carnaval*. We also shopped in local markets and took lots of pictures. Look, I bought you a souvenir.
- Dave** Thanks! I love it!



3 Grammar Simple past *Wh*- questions

Where did you go on vacation?

I went to Veracruz, Mexico.

When did you get back?

Last night.

Who did you travel with?

My sister.

What did you do there?

We went to a festival and shopped.

Why did you go to Veracruz?

Because the festival is famous.


How did you get to Veracruz?

By plane.

Match the questions and the answers. Then practice with a partner.

- | | |
|--|----------------------------------|
| 1 Where did you go on vacation? <u>f</u> | a We got back last week. |
| 2 Who did you go with? _____ | b We took the bus and the train. |
| 3 When did you get back? _____ | c We relaxed and took pictures. |
| 4 What did you do on vacation? _____ | d Because I have friends there. |
| 5 Why did you go to Vietnam? _____ | e I went with my brother. |
| 6 How did you travel in Vietnam? _____ | f I went to Vietnam. |

4 Pronunciation Reduction of *did you*

A  Listen and repeat. Notice how *did you* is pronounced /dɪdʒə/ after *Wh*- question words.

Where did you go?

What did you do?

When did you get back?

B **PAIR WORK** Practice the questions in the grammar chart. Reduce *did you* to /dɪdʒə/ after *Wh*- question words.

5 Speaking What a vacation!

A Answer the questions.

- Where did you go on your last vacation? _____
- Who did you go with? _____
- When did you go? _____
- What did you do there? _____
- How did you travel? _____
- Did you buy anything? _____
- What did you like about the vacation? _____
- What didn't you like about the vacation? _____

B **GROUP WORK** Tell your group about your last vacation. Ask and answer questions for more information.




fly → flew



take a boat → took a boat

6 Keep talking!

Go to page 149 for more practice.


I can talk about my last vacation. 

D Travel experiences


1 Reading 🎧

A How often do you go on vacation? Where do you go?


B Read the travel blog posts. What country is each person visiting?




TRAVEL TALES




I'm here in Chiang Mai, Thailand. Yesterday, I went on a short elephant ride. There was a man on the elephant in front of me. His name was Alan Johnson. My name is Alan Johnson, too!
POSTED ON OCTOBER 12, 10:30 A.M.
ALAN JOHNSON



My sister and I are in Paris, France. It's our first trip overseas. We went to an outdoor café the other day, and Johnny Depp was at the next table. How exciting!
POSTED ON OCTOBER 14, 6:48 P.M.
MARY O'CONNOR



I'm here with my parents at a hotel in Miami, Florida. We came to visit our relatives. We all went to bed last night at about midnight. At 3:00 in the morning, we heard a fire alarm.
POSTED ON OCTOBER 15, 8:06 A.M.
ANITA GONZALEZ



I'm in Granada, Nicaragua. I came here to help build houses. It's a great country. We finished our first house yesterday. We're not staying in a hotel. We're staying in a school.
POSTED ON OCTOBER 21, 9:12 P.M.
DIANE NICHOLSON

C Read the blog posts again. What is the last sentence of each post? Number the posts from 1 to 4.


- 1 Last night, we all slept in one big room!
- 2 He was nice to us, and I have a cool photo now.
- 3 I can't believe that we have the same name!
- 4 We ran down to the street and were fine.

D **PAIR WORK** What adjectives describe each travel experience? Discuss your ideas.

A: I think Alan Johnson's trip was very exciting!

B: Me, too. I love elephants, and Thailand is an interesting country.

2 Listening Three different trips

- A**  Listen to three people talk about their vacations. How do they describe them? Check (✓) the correct answers.

	How were their vacations?	What was one thing they liked?
1	<input type="checkbox"/> awful <input checked="" type="checkbox"/> great <input type="checkbox"/> boring <input type="checkbox"/> so-so	shopping
2	<input type="checkbox"/> fun <input type="checkbox"/> OK <input type="checkbox"/> interesting <input type="checkbox"/> terrible	
3	<input type="checkbox"/> awful <input type="checkbox"/> exciting <input type="checkbox"/> boring <input type="checkbox"/> great	

- B**  Listen again. What did they like about their trips? Write one thing for each person in the chart.


3 Writing and speaking A postcard

- A** Read Sofia's postcard to Jack about her vacation.

Dear Jack,

Linda and I are having a great time here in Morocco. We took a train from Casablanca to Marrakech yesterday. Last night, we went to a big "souk," or market. We walked around the market for hours! I bought a nice souvenir for you.

See you soon!
Sofia



- B** Write a postcard to a friend or family member about an experience you had on vacation. Use the model in Part A to help you.

- C** **CLASS ACTIVITY** Post your postcards around the room. Read your classmates' postcards. Then write questions about five postcards that interest you.

1. Eddie – What did you buy for your sister?
2. Jung-woo – Who did you travel with?
3. Marcus – When did you take this vacation?

- D** **CLASS ACTIVITY** Find the classmates who wrote the five postcards. Ask them your questions.

A: Eddie, what did you buy your sister?

B: I bought a scarf.

A: I see, thanks. Excuse me, Jung-woo, who did you travel with?

Wrap-up

1 Pair work: Mr. and Mrs. Williams went on their honeymoon last month. Ask your friend some questions and fill the gaps.

Student A

Mr. and Mrs. Williams went to (1) last month for their honeymoon. They stayed there for (2) First, they flew to (3) They stayed there for 4 days. They really liked the city because the people were very friendly. They visited the (4) and went to many temples. In the evenings, they went shopping in (5) and ate tom Thie food. After that, they went to (6) They thought this city was very nice. They went to Doi Suthep temple (7) times because There were many cafes and They often drank (9) Finally, Mr. and Mrs. Williams went to Phuket. Every day they went (10) and took many photos. They went on (11) and visited other islands. They loved staying in Phuket but soon they had to go home.

Student B

Mr. and Mrs. Williams went to Thailand last month for their (1) They stayed there for three weeks. First, they flew to Bangkok. They stayed there for (2) They really liked the city because (3) They visited the Grand Palace and went to (4) In the evenings, they went shopping in the markets and ate (5) After that, they went to Chiang Mai. They thought this city was (6) They went to Doi Suthep temple three times because (7) They stayed in a hotel in the old city. They went to many (8) and drank iced coffee. Finally, Mr. and Mrs. Williams went to (9) Every day they went to the beach and took (10) They went on a boat trip and visited (11) They loved staying in Phuket but soon they had to go home.


2 In the real world

Do you ever read travel blogs? Go online and find a travel blog in English. Then write about it.

- Where did the blogger go?
- When did he or she go there?
- What did he or she do there?

Kelly's Travel Blog

Kelly is a blogger from Canada. Last week, she went on vacation to Scotland. She went sightseeing in Glasgow. She went to ...



12 Time to celebrate

LESSON A

- Months and dates
- *Be going to*;
yes / no questions

LESSON B

- Declining an invitation
- Accepting an invitation

LESSON C

- Party checklist
- *Wh-* questions with *be going to*;
object pronouns

LESSON D

- Reading: "Birthday Traditions"
- Writing: A thank-you note



Warm Up

A Label the pictures with the correct words.

birthday graduation holiday ✓ wedding

B What special events do you celebrate?

A I'm going to get married.

1 Vocabulary Months and dates

A  Listen and repeat.

January	February	March	April	May	June
July	August	September	October	November	December

1st	first	9th	ninth	17th	seventeenth	25th	twenty-fifth
2nd	second	10th	tenth	18th	eighteenth	26th	twenty-sixth
3rd	third	11th	eleventh	19th	nineteenth	27th	twenty-seventh
4th	fourth	12th	twelfth	20th	twentieth	28th	twenty-eighth
5th	fifth	13th	thirteenth	21st	twenty-first	29th	twenty-ninth
6th	sixth	14th	fourteenth	22nd	twenty-second	30th	thirtieth
7th	seventh	15th	fifteenth	23rd	twenty-third	31st	thirty-first
8th	eighth	16th	sixteenth	24th	twenty-fourth		

B **CLASS ACTIVITY** When is your birthday? Stand in the order of your birthdays, from the first to the last in the year.

A: My birthday is July twenty-eighth.

B: Mine is July twentieth. You're next to me.

2 Language in context Special days

A  Listen to three people talk about special days. What are the dates of the special days?



I'm going to graduate from high school on June 8th. I'm going to start college in September.

—Sarah



My eightieth birthday is on August 21st. I'm going to go skydiving for the first time. I can't wait!

—Walter



My boyfriend, Kenta, and I are going to get married on October 16th. We're going to have a big wedding.

—Mari

B What about you? What days of the year are special to you? Why?

3 Grammar Be going to; yes / no questions

I'm going to graduate on June 8th.
 I'm not going to start college in July.
 Walter's going to go skydiving.
 He's not going to play basketball.
 Mari and Kenta are going to get married.
 They're not going to have a small wedding.

Are you going to start college?
 Yes, I am. No, I'm not.
 Is Walter going to go skydiving?
 Yes, he is. No, he isn't.
 Are they going to have a big wedding?
 Yes, they are. No, they aren't.


A Complete the conversation with the correct forms of *be going to*.
 Then practice with a partner.

- A** _____ Are _____ you going to graduate (graduate) from college this year?
B Yeah, on May 30th. My parents _____ (have) a big party for me.
A Great! _____ the party _____ (be) at their house?
B No, it _____ (not / be) at the house. They _____ (have) it at a restaurant.
A _____ you _____ (get) a job right away?
B No, I'm not. First, I _____ (travel). Then I _____ (look) for a job.

B **PAIR WORK** Ask and answer three *Are you going to ... ?* questions. Answer with your own information.



4 Pronunciation Reduction of *going to* before verbs

A  Listen and repeat. Notice how *going to* is reduced to /gənə/ in informal spoken English.

Are you going to do anything special? Yes. I'm going to go skydiving.

B **PAIR WORK** Practice the sentences in the grammar chart. Reduce *going to* to /gənə/.

5 Speaking Three special days

A Write the dates and your plans for three special days or holidays next year.

	Special day: _____	Special day: _____	Special day: _____
Dates			
Plans			

B **PAIR WORK** Tell your partner about your special days. Ask and answer questions for more information.

6 Keep talking!


Go to page 150 for more practice.


I can talk about my plans for specific dates. 

B Sure. I'd love to.

1 Interactions Invitations

A How often do you go to the movies with your friends?

B  Listen and practice.



Bill Hello?

Brandon Hey, Bill. It's Brandon. Listen, do you want to see a movie tonight?

Bill Tonight? *I'm sorry. I can't.*


Brandon Oh, OK. Well, maybe some other time.

Melissa Hello?

Brandon Hi, Melissa. This is Brandon. Do you want to see a movie tonight?

Melissa A movie? *Sure. I'd love to.*

Brandon Great.

C  Listen to the expressions. Then practice the conversation again with the new expressions.

Declining an invitation

I'm sorry. I can't.

I'm afraid I can't.

I'm really sorry, but I can't.

Accepting an invitation

Sure. I'd love to.

Sounds good.

Yeah. That sounds great.

D **PAIR WORK** Practice the conversations again with the activities below.


get some ice cream hang out play video games watch TV

A: Hello?

B: Hey, Bill. It's Brandon. Listen, do you want to get some ice cream tonight?

2 Listening I'd love to, but ...

A 🎧 Listen to four people invite their friends to do things tonight. Number the pictures from 1 to 4.



B 🎧 Listen again. Do the friends accept or decline the invitations? Check (✓) the correct answers.

1 accept
 decline

2 accept
 decline

3 accept
 decline

4 accept
 decline

3 Speaking Do you want to hang out?

CLASS ACTIVITY "Call" your classmates and invite them to do something with you right now.

Your classmates accept the invitations or decline them with excuses. Use the ideas below or your own ideas.

Possible things to do	Possible excuses	Responses to excuses
go out for coffee	I'm cooking dinner.	Oh, that's OK.
go to a party	I'm not feeling well.	Maybe next time.
see a movie	I'm eating lunch.	I'm sorry you can't make it.
go to the mall	I'm studying for an exam.	OK, I understand.
hang out	I'm doing my homework.	That's all right.
go shopping	I'm working late tonight.	No problem.

A: Hello?


B: Hi, it's me. Do you want to go to the mall?

A: I'm really sorry, but I can't. I'm not feeling well.

B: OK, I understand. Maybe next time.

Before you watch

A Complete the sentences with the correct words. Then compare with a partner.



a boomerang




a kangaroo



a koala bear



a national park



an opera house



a tour guide

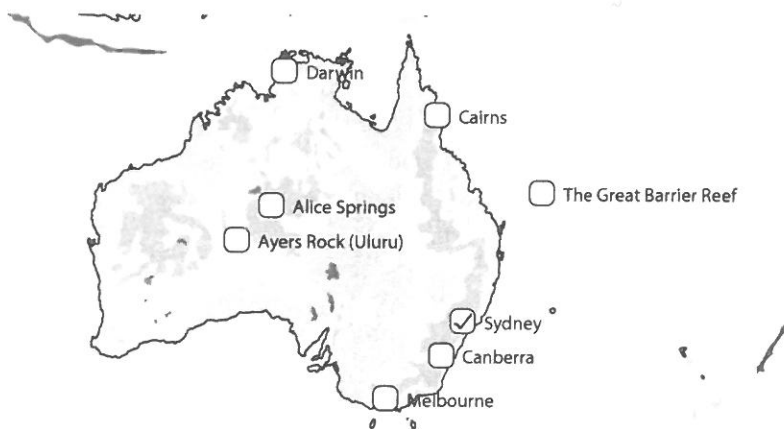
- 1 _____ and _____ are animals.
- 2 _____ is a place where actors and actresses sing.
- 3 _____ is a person who tells tourists about special places.
- 4 _____ is a place in a country with special land.
- 5 _____ is an example of a souvenir.

B Where do you think the pictures in Part A are from? Check (✓) your guess.

- Africa Asia Australia

While you watch

A Where did Danielle go on her trip? Check (✓) the places she visited. Mark an **x** on the places she *didn't* visit.



B Complete the sentences with the correct places from Part A.

- 1 Danielle visited the famous opera house in _____ Sydney _____.
- 2 She and Amy flew from Sydney to _____.
- 3 They rented a car and drove to _____.
- 4 They took a tour at _____.
- 5 Danielle and Amy flew from Alice Springs to _____.
- 6 They saw some beautiful fish at _____.
- 7 Danielle and Amy missed their flight to _____.

C How does Danielle describe each thing? Match the phrases.

- | | |
|--------------------------------------|-------------------------------|
| 1 Australia is really _____. | a very cute |
| 2 The Sydney Opera House was _____. | b free, but not comfortable |
| 3 Sleeping on Amy's floor was _____. | c excellent |
| 4 The drive to Uluru was _____. | d hot, but quiet and relaxing |
| 5 Their tour in Uluru was _____. | e a little boring |
| 6 The tour guide was _____. | f amazing |
| 7 The Great Barrier Reef was _____. | g fun, but tiring |



After you watch

A PAIR WORK What do you think was interesting, fun, or boring about Danielle's vacation?

Tell your partner.

B PAIR WORK Interview your partner about a trip he or she took. Complete the chart with his or her answers.

Questions	Name: _____
1 Where did you go?	
2 How did you travel?	
3 Who did you go with?	
4 What did you do there?	
5 What did you buy?	

C GROUP WORK Tell another pair about your partner's trip.

"David went to Veracruz with his family. He ate delicious seafood."

C

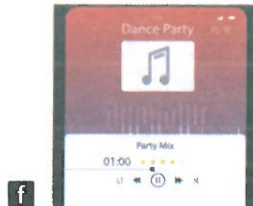


Planning a party

1 Vocabulary Party checklist

A Match the things on the checklist and the pictures. Then listen and check your answers.

THINGS TO DO

- 1 bake a cake
- 2 buy a gift
- 3 choose the music
- 4 decorate the room
- 5 make a guest list
- 6 plan the menu
- 7 prepare the food
- 8 send invitations



B PAIR WORK When is a good time to do each thing in Part A? Discuss your ideas.

2 weeks before the party	2-3 days before the party	the morning of the party
1 week before the party	the day before the party	1 hour before the party

"A good time to make a guest list is two weeks before the party."

2 Conversation I can bake!

Listen and practice.

- Andrea** We have a lot of things to do for Eric's birthday party. Look, I made a checklist.
- Mark** Good idea. Who's going to help us?
- Andrea** Rosario. She's going to send the invitations.
- Mark** How is she going to send them?
- Andrea** By email.
- Mark** Good. That's easy. What are we going to buy for Eric?
- Andrea** Let's get him a sweater.
- Mark** Great. Who's going to bake the cake?
- Andrea** I'm going to bake it.
- Mark** Um, do you think that's a good idea?
- Andrea** Hey, I can bake!
- Mark** OK.



3 Grammar Wh- questions with *be going to*; object pronouns

What are we going to buy Eric?	Let's get him a sweater.
Who's going to bake the cake?	Andrea's going to bake it .
How is she going to send the invitations?	She's going to send them by email.
<i>Subject</i>	I you he she it we they
<i>Object</i>	me you him her it us them

A Complete the conversation with the correct forms of *be going to*. Then practice with a partner.

- A What time are you going to go (go) to Eric's birthday party?
 B I _____ (go) to the party at 6:45.
 A How _____ you _____ (get) there?
 B My friend Jason _____ (drive). Do you want a ride?
 A Um, sure, thanks! What _____ you _____ (do) after the party?
 B Jason and I _____ (go) out. I think we _____ (see) a movie.

B Rewrite the sentences. Use object pronouns. Then compare with a partner.

- 1 He's not going to invite Mary. He's not going to invite her.
 2 Let's call Bill and Ami again. _____
 3 I'm going to see Eric tomorrow. _____
 4 He's going to help Debbie and me. _____
 5 We're going to buy the present tomorrow. _____
 6 Call Rosario at 5:00. _____

C CLASS ACTIVITY Ask your classmates what they're going to do tonight. Answer with your own information.

4 Speaking Let's decide together.

A PAIR WORK Discuss the situations.

Your classmate Masao is in the hospital. He has nothing to do. What are you going to bring him?	You're planning your friend's birthday party. Where is it going to be? What are you going to eat and drink?	You want music for your teacher's birthday party. What songs are you going to play? How are you going to listen to them?
---	---	--

- A: What are we going to bring to Masao?
 B: Let's bring him a new video game.
 A: That's a great idea. How about ... ?

B GROUP WORK Share your ideas with another pair. Ask and answer questions for more information.

5 Keep talking!

Go to page 151 for more practice.

D Birthdays

1 Reading

A What was the last party you went to? What did you do at the party?

B Read the article. Which birthdays are special in each country?

NIGERIA

In Nigeria, the first, fifth, tenth, and fifteenth birthdays are very special. To celebrate these birthdays, people have big parties and invite up to 100 people. They eat "jollof rice." This is rice with tomatoes, red peppers, onions, and cassava, a kind of potato.



JAPAN

The third, fifth, and seventh birthdays are very important in Japan. Every year on November 15th, three-year-old boys and girls, five-year-old boys and seven-year-old girls celebrate the *Shichi-go-san* (Seven-five-three) Festival. They usually wear traditional clothes and eat "thousand-year candy" for a long life.

BIRTHDAY TRADITIONS AROUND THE WORLD

ECUADOR

In Ecuador, a family has a big party when a girl turns 15 years old. The birthday girl wears a dress, and her father puts her first pair of high-heeled shoes on her. Then he dances with her. Fourteen other girls dance with fourteen other boys at the same time.



SOUTH KOREA

Parents in South Korea sometimes try to guess a child's future on his or her first birthday. They put the child in front of some objects, such as a book and a coin. They wait to see which object the child takes. For example, a book means the child is going to be a teacher. A coin means the child is going to have a lot of money.

C Read the article again. Answer the questions.

- 1 On special birthdays, what do Nigerian children eat?
- 2 Who celebrates *Shichi-go-san*?
- 3 Who dances with a 15-year-old Ecuadorian girl at her birthday party?
- 4 How do South Korean parents guess a child's future?

They eat "jollof rice."

D PAIR WORK How did you celebrate your last birthday? Tell your partner.

"I celebrated my last birthday with my friends. We ate out at a nice restaurant."

2 Listening Sweet 16

A Listen to Amanda, a 16-year-old American girl, describe her “Sweet 16” birthday party.

Check (✓) the true sentences.

- 1 Amanda's birthday is July 14th.
- 2 ~~Her~~ ^{She} parents made a guest list.
- 3 She sent the invitations.
- 4 She and her father decorated the room.
- 5 She had pizza, ice cream, and cake.
- 6 Forty of her friends came.
- 7 She got a gift from her parents.
- 8 She's going to have a party on her 18th birthday.

B Listen again. Correct the false sentences.

3 Writing A thank-you note

A Think of a birthday gift (or any gift) you received.

Answer the questions.

- What is the gift? _____
- Who is it from? _____
- Why did you get it? _____
- What do you like about it? _____

B Write a thank-you note for the gift. Use the model and your answers in Part A to help you.

C **GROUP WORK** Share your thank-you notes. Did any of you write about similar gifts?

Dear Liz,

Thanks a lot for the birthday gift. I love the sweater. Blue and green are my favorite colors. Thank you for coming to my party!

Thanks again,
Sun-hee

4 Speaking How we celebrate

A **GROUP WORK** Discuss the ways people celebrate birthdays in your culture. Use the questions below and your own ideas.

- Which birthdays are very special?
- Do people celebrate with family, friends, or both?
- What do people eat and drink?
- What do people do?
- Do they give gifts? What kinds of gifts?
- How do you usually celebrate birthdays?

B **GROUP WORK** Tell your group how you are going to celebrate your next birthday. Are you going to do any of the things you discussed in Part A?



a birthday party in Mexico

Wrap-up

- 1** Pair Work: Look at the calendar and check the upcoming events in 5 months. Then talk to your partner about your plans for the occasions.




2 In the real world

When is your birthday? Go online and find information in English about two important events that happened that day. Then write about them.

- Where did the events happen?
- Who participated in the events?
- Why were the events important?

My Birthday

My birthday is December 17th. On this day in 1903, the Wright brothers flew an airplane for 12 seconds. This was important because ...



Name circle

A **GROUP WORK** Stand in a circle. Go around the circle and say your first names. Repeat your classmates' names before you say your own name.



B **GROUP WORK** Go around the circle again. Repeat your classmates' full names.

A: My name is Eduardo Sanchez.

B: His name is Eduardo Sanchez. My name is Ming-mei Lee.

C: His name is Eduardo Sanchez. Her name is Ming-mei Lee. My name ...

Entertainment awards

Student A

PAIR WORK You and your partner have pictures of the same people, but some of the jobs and cities are different. Ask questions to find the differences. Circle them.



A: Is Antonio Loren a model in your picture?

B: Yes, he is.

A: OK. That's the same. Is he from Rome?

B: No, he's from Milan. That's different.

Around the world

- A** Create a “new” identity. Write your new name and the country and city you are from.

Name:
Country:
City:



- B** **GROUP WORK** Interview four classmates. Complete the cards with their “new” identities.

Name:
Country:
City:

Name:
Country:
City:

Name:
Country:
City:

Name:
Country:
City:

A: Hi. What's your name?

B: Hi. My name is Sophie Manet.

A: Where are you from, Sophie?

B: I'm from France.


A: Oh, you're French. What city are you from?

B: I'm from Paris.

Entertainment awards

Student B

PAIR WORK You and your partner have pictures of the same people, but some of the jobs and cities are different. Ask questions to find the differences. Circle them.



A: Is Antonio Loren a model in your picture?


B: Yes, he is.

A: OK. That's the same. Is he from Rome?

B: No, he's from Milan. That's different.

Family tree

A Draw your family tree. Include your family members, their names, and their ages.



My Family Tree

B PAIR WORK Tell your partner about your family tree, but don't show it! Your partner draws it on another sheet of paper. Take turns.

A: My grandfather is George. He's 72 years old. My grandmother is Anna.

B: How do you spell "Anna"?

A: A-N-N-A.

B: OK, thanks.

A: She's 68. Their kids are ...

C PAIR WORK Compare your drawing with your partner's family tree. Are they the same?

Cleaning the closet

PAIR WORK Look at Dean and Lucy's closet. What things are in their closet?



A: What's that?

B: It's a dictionary. What's that?

A: It's a cell phone. Hey, what are these?

What color?

Student A

- A PAIR WORK** You and your partner have pictures of the same people, but some of their clothes are different colors. Describe the clothing to find the differences. Circle them.



A: In my picture, Alice's coat is blue and white.

B: That's the same in mine. And her pants are gray.

A: In my picture, her pants are green. That's different.

- B PAIR WORK** Cover the picture. What is the same? Answer with the information you remember.

A: Alice's coat is blue and white.

B: Yes. And Ben's pants are ...

What color?

Student B

- A PAIR WORK** You and your partner have pictures of the same people, but some of their clothes are different colors. Describe the clothing to find the differences. Circle them.



A: In my picture, Alice's coat is blue and white.

B: That's the same in mine. And her pants are gray.

A: In my picture, her pants are green. That's different.

- B PAIR WORK** Cover the picture. What is the same? Answer with the information you remember.

A: Alice's coat is blue and white.

B: Yes. And Ben's pants are ...

Car, train, bus, or bicycle?

A Look at the ways people get to work in Los Angeles.

How people in Los Angeles get to work	
73%	drive alone
10%	drive with others
7%	take the bus, train, or subway
3%	walk
1%	ride a bicycle
5%	work from home



Note: % = percent

B PAIR WORK Guess the ways people get to work in Washington, D.C. Complete the chart with the numbers. Then check your answers on the bottom of page 134.

1% 4% 5% 6% 13% 32% 39%

How people in Washington, D.C. get to work	
_____%	drive alone
_____%	drive with others
_____%	take the bus, train, or subway
_____%	walk
_____%	ride a bike
_____%	other
_____%	work from home



C GROUP WORK Guess the ways people get to work where you live. Rank them from 1 to 8.

_____ drive alone _____ ride a bicycle _____ take the bus, train, or subway _____ walk
 _____ drive with others _____ take a taxi _____ work from home _____ other

A: I think number 1 is "take the bus, train, or subway."

B: I agree. I think number 2 is "drive alone."

Routines

A CLASS ACTIVITY Find classmates who do each thing. Write their names.


Find someone who ...	Name	Find someone who ...	Name
gets up before 6:00		sleeps a lot on weekends	
studies in the morning		walks to class	
takes a shower at night		has a red bike	
has coffee at home		reads on the bus	
reads every day		takes a bath in the morning	
goes to bed early		drives a sports car	
watches TV after midnight		doesn't cook	



take a shower



study on the bus



drive a sports car

A: Do you get up before 6:00, Donna?

B: No, I don't. I get up at 6:30.

A: How about you, Michael? Do you get up before 6:00?

C: Yes, I do.

B Share your information.

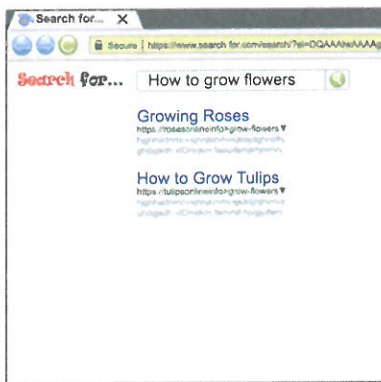
A: Michael gets up before 6:00.

B: And Angela gets up before 6:00. David studies in the morning.

On the computer

A Add two more questions about online activities to the chart.


Do you ever ... ?	Name: _____
read people's blogs	
buy books online	
watch movies online	
search the internet in English	
write articles or blogs	
chat with friends online	
listen to podcasts	



search the internet in English



chat with friends online



buy books online

B **PAIR WORK** Interview your partner. Complete the chart with his or her answers. Use adverbs of frequency.

A: Naoko, do you ever read people's blogs?

B: Oh, yes. I often do. Do you?

A: I hardly ever do.

B: Do you ever ...

C **PAIR WORK** Tell another classmate about your partner's answers.


A: Naoko often reads people's blogs.


B: Sasha never does.

Follow-up questions

A Add two more questions about each topic to the charts.

Sports and games	Questions	Name: _____
	Do you ever play sports?	
	What do you play?	
	Who do you play with?	

Shopping	Questions	Name: _____
	Do you ever go shopping?	
	Where do you shop?	
	What do you buy there?	

Getting around	Questions	Name: _____
	Do you ever take the bus?	
	Why do you take the bus?	
	When do you take it?	

B **CLASS ACTIVITY** Find a classmate who does each activity. Then ask the follow-up questions. Take notes.

A: Do you ever play sports, Samantha?

B: Yes, I sometimes do.


A: What do you play?

B: I play tennis.

C Share your information. What answers are popular in your class?

Job details

A Look at the picture for two minutes. Try to remember the people's names, jobs, and other information.



B PAIR WORK Cover the picture. Ask the questions and answer with the information you remember.

- What does Ana do?
- Where does she work?
- Who does she work with?
- What does Paul do?
- How does Jane get to work?
- What does Luis do?
- Where does Mei-li work?
- What does she do?
- What company does Mitch work for?
- What does Carla do?

A: What does Ana do?

B: I think she's a waitress.

A: Yes, I think so, too. Where does she work?

C PAIR WORK Ask and answer two more questions about the picture.

Start to finish

GROUP WORK Play the game. Put a small object on *Start*. Toss a coin.



Move 1 space.

Heads



Move 2 spaces.

Tails

Read the question. Can you do what it says? Take turns.

Yes. → Move forward.

No. ← Move back.

<h1>START</h1>	<p>Can you spell your first name backward?</p> <p><i>Carlos:</i> S-O-L-R-A-C.</p>	<p>Can you whistle?</p> 	<p>Can you name the days of the week in English?</p> <p><i>Monday, ...</i></p>
	← 1 space 2 spaces →	← 2 spaces 1 space →	← 2 spaces 1 space →
<p>Can you answer this question?</p> <p>What time is it?</p>	<p>Can you read music?</p> 	<p>Can you name eight nationalities?</p>	<p>Can you name nine colors?</p> 
← 2 spaces 1 space →	← 1 space 3 spaces →	← 1 space 1 space →	← 3 spaces 1 space →
<p>Can you shoot a basketball?</p> 	<p>What can you do online?</p> <p>Name two things.</p>	<p>Can you sing karaoke in English?</p> 	<p>Can you name eight countries in alphabetical order?</p> <p><i>Australia, Brazil, Canada ...</i></p>
← 1 space 2 spaces →	← 2 spaces 1 space →	← 2 spaces 2 spaces →	← 2 spaces 1 space →
<p>Can you count from 1 to 20 in English?</p>	<p>Can you ask for someone on the phone?</p> 	<p>Can you answer this question?</p> <p>What's your morning routine?</p>	<p>Can you talk about your family for one minute?</p> 
← 2 spaces 1 space →	← 2 spaces 1 space →	← 2 spaces 2 spaces →	← 3 spaces 1 space →
<p>Can you name six things in the classroom?</p> 	<p>Can you answer this question?</p> <p>What do you usually do on Saturday night?</p>	<p>Can you name seven ways of getting around?</p> 	<h1>FINISH</h1>
← 3 spaces 3 spaces →	← 1 space 2 spaces →	← 1 space 2 spaces →	

What's in your shopping basket?

A Choose seven items to put into your shopping basket. Circle them.



B PAIR WORK Find out what is in your partner's basket. Can you make the dishes below with the food in your baskets?



Stew
beef
carrots
noodles



Fruit smoothie
apples
bananas
milk



Spaghetti and meatballs
beef
cheese
pasta
tomatoes

A: I have beef and noodles. Do you have any carrots?

B: Yes, I do. We can make stew!

C PAIR WORK What else can you make with the food in your baskets?

How often do you eat standing up?

GROUP WORK Add two eating habits to the list. Then discuss how often you do each thing.



drink coffee in the morning



drink tea



eat alone



eat junk food in class




eat fast food for breakfast




eat on the street



eat standing up



(your own idea)



(your own idea)

A: Do you ever drink coffee in the morning?

B: Yes, I do.

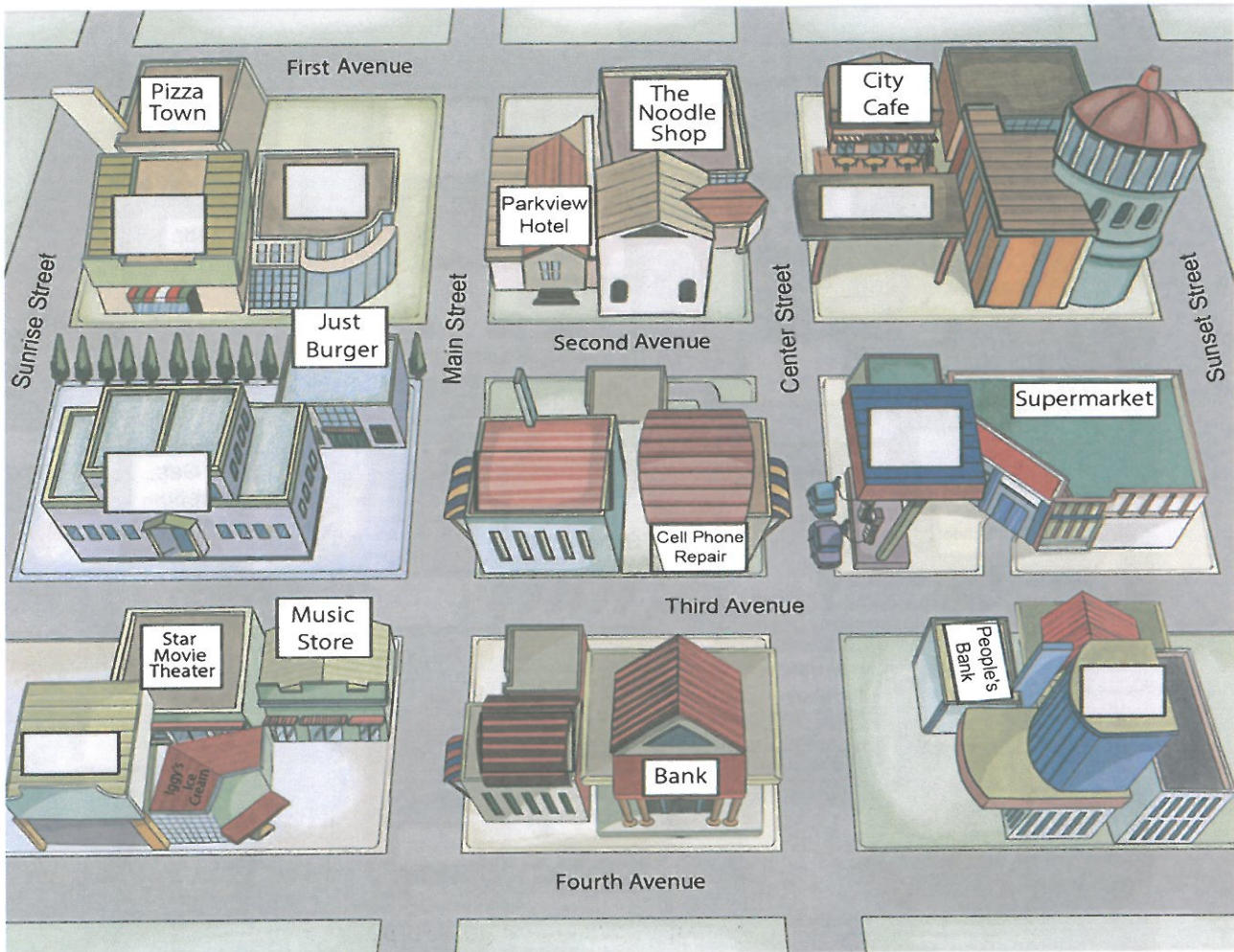
C: How often do you drink coffee in the morning?

B: I drink coffee in the morning three times a week. How about you?

What's missing?

Student A

- A PAIR WORK** You and your partner have pictures of the same neighborhood, but different places are missing. Ask questions to get the names. Write them.



A: What's next to the supermarket?

B: The gas station.

- B PAIR WORK** Cover the picture. Tell your partner six things you remember.

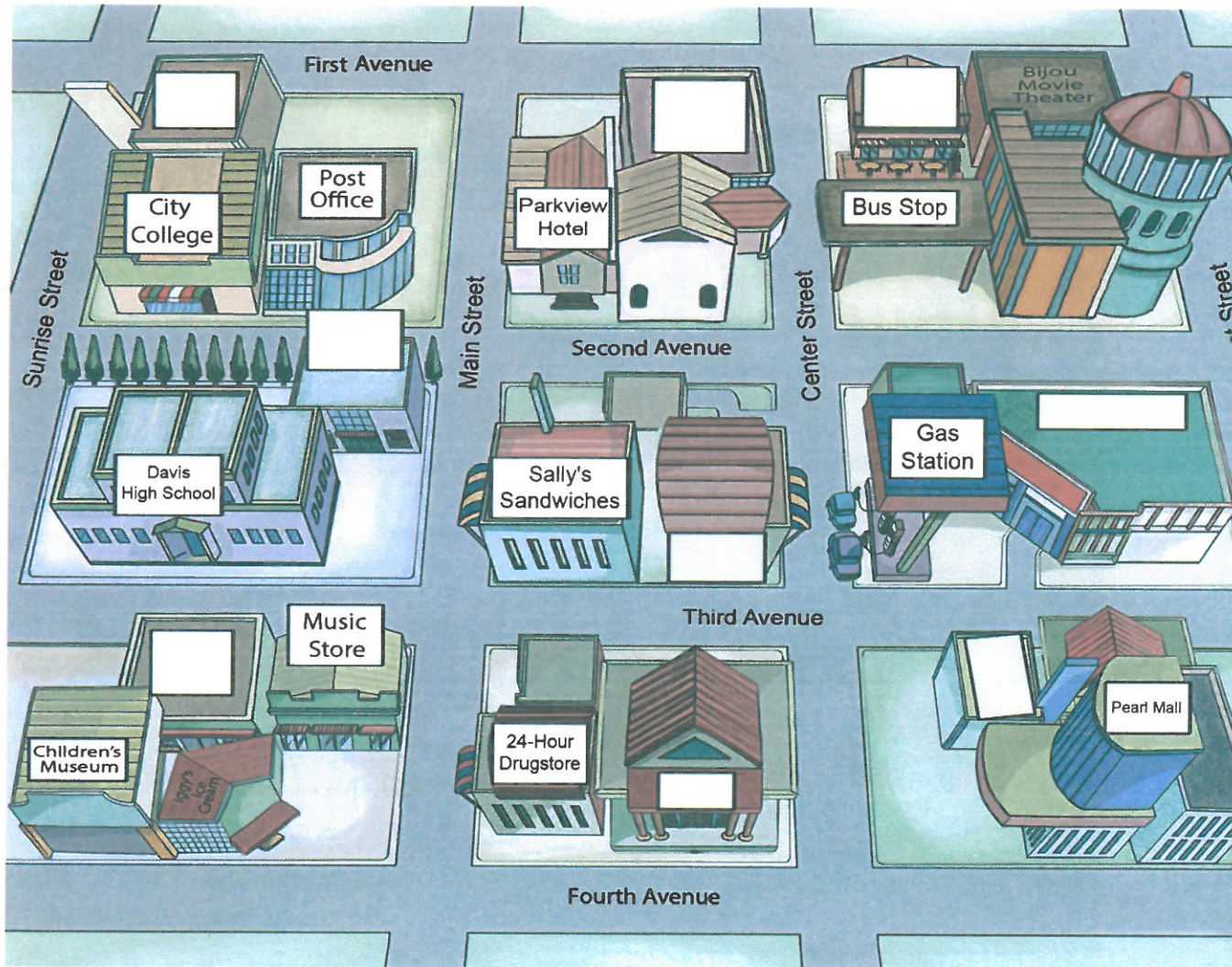
A: The gas station is next to the supermarket.

B: That's right.

What's missing?

Student B

- A** **PAIR WORK** You and your partner have pictures of the same neighborhood, but different places are missing. Ask questions to get the names. Write them.



A: What's across from the post office?

B: Parkview Hotel.

- B** **PAIR WORK** Cover the picture. Tell your partner six things you remember.

A: Parkview Hotel is across from the post office.

B: That's right.

Neighbors

A PAIR WORK Look through the windows. What are the people doing? Discuss your ideas.



A: I think the man is doing his homework. What do you think?

B: I think he's writing a letter. He's sitting, too.

B PAIR WORK What are the people actually doing? Go to page 153 to check your answers.

Who is it?

- A** Write three sentences about what you're doing these days on three pieces of paper. Don't write your name!

I'm tutoring a student.

I'm taking tennis lessons.

I'm not studying every night!

- B** **GROUP WORK** Put your papers on the table. Take one paper and read the sentences. Your group guesses the name. Take turns.



A: This person is tutoring a student.

B: Is it Juliana?

C: No, it's not me!

D: Is it Kate?

- C** **GROUP WORK** Discuss the activities you're doing these days. Ask and answer questions for more information.

A: Who are you tutoring these days, Ken?

B: I'm tutoring a friend of mine. His name is Luke.

C: Are you tutoring him in English?

B: No, I'm not. I'm tutoring him in Japanese.

Picture story

A PAIR WORK Look at the pictures of David and Emma Salas. What did they do last weekend? Use the verbs to discuss your ideas.

clean	fix	play	stay out	watch
dance	paint	shop for	study	



A: David and Emma cleaned the house.

B: Emma fixed her bike.

B PAIR WORK Cover the pictures. What did David and Emma do last weekend? Answer with the information you remember.

Memories

GROUP WORK Make five true sentences about your past activities with the phrases below.

Your group asks three questions about each sentence for more information. Take turns.

Yesterday	Last night	Last weekend	Last month	Last year
I drank ...	I ate ...	I saw ...	I bought ...	I went ...
I got up ...	I went to bed ...	I had ...	I read ...	I met ...
I did ...	I slept ...	I drove ...	I made ...	I took ...



A: Last night, I ate soup for dinner.

B: Did you eat in a restaurant?

A: No, I didn't. I ate at home.

C: Did you make the soup?

A: No, I didn't. My son made it.

D: Did you ... ?

School trips

A PAIR WORK Add three more questions about school or work trips to the list. Then interview your partner. Take notes.

1 What was your favorite school or work trip?

2 How old were you?

3 How was the trip?

4 Was there anything bad about the trip?

5 Did you take a bus there?

6 Were you there all day?

7 Did you buy anything?

8

9

10



B PAIR WORK Tell another classmate about your partner's answers.

"Michi's favorite school trip was to a cookie factory. She was ten years old. The trip was ..."

What a vacation!

A Look at the items from Adriana's vacation. Write five questions and answers about her vacation.

1. Where did Adriana go on vacation?
New York City.
2. What kind of music did she hear?
Jazz music.



B **GROUP WORK** Cover the picture. Ask your questions. How many correct answers did your group get?

This weekend

A Make eight true sentences about your plans with the phrases below.

My plans		
I'm going to	dress up	tonight
I'm not going to	eat out	this evening
	go to a concert	tomorrow
	go to bed late	this weekend
	go to the mall	next Monday
	go window-shopping	next Friday
	hang out	
	study	
	watch a movie	
	work	



dress up



go to a concert



go window-shopping

B PAIR WORK Tell your partner about your plans. Ask and answer questions for more information.

A: I'm going to go to bed late tonight.

B: Are you going to watch a movie tonight?

A: No, I'm not. I'm going to study.

Party planners

A **GROUP WORK** Plan an end-of-class party. Take notes.

Date of party	Time of party	Place of party

Food and drink	Decorations	Music



A: When are we going to have our party?

B: Let's have it after class on Friday at 8:00.

C: OK. Now, where are we going to have it?

D: Let's have it here at the school.

B **CLASS ACTIVITY** Share your ideas. Ask and answer questions for more information.

A: We're going to have our party on Friday at 8:00.

B: It's going to be here at our school.

C: Which room is the party going to be in?

C **CLASS ACTIVITY** Vote for your favorite plan.

Irregular verbs

Base form	Simple past
be	was, were
become	became
build	built
buy	bought
can	could
choose	chose
come	came
do	did
draw	drew
drink	drank
drive	drove
eat	ate
fall	fell
feel	felt
fly	flew
get	got
give	gave
go	went
hang	hung
have	had
hear	heard
hold	held
know	knew
leave	left

Base form	Simple past
lose	lost
make	made
meet	met
pay	paid
read	read
ride	rode
run	ran
say	said
see	saw
sell	sold
send	sent
sing	sang
sit	sat
sleep	slept
speak	spoke
spend	spent
stand	stood
swim	swam
take	took
teach	taught
think	thought
wear	wore
win	won
write	wrote

Answer Key

Unit 9 Lesson A (page 144)

Keep Talking! Neighbors



Credits

The authors and publishers acknowledge the following sources of copyright material and are grateful for the permissions granted. While every effort has been made, it has not always been possible to identify the sources of all the material used, or to trace all copyright holders. If any omissions are brought to our notice, we will be happy to include the appropriate acknowledgements on reprinting and in the next update to the digital edition, as applicable.

Photography

All below images are sourced from Getty Images.

U1: Dougal Waters/DigitalVision; Idea Images/The Image Bank; drbimages/E+; Shannon Fagan/Blend Images; Alys Tomlinson/Cultura; kali9/E+; Gary John Norman/Blend Images; Vincent Sandoval/Getty Images Entertainment; Michael Tran/FilmMagic; Jason Merritt/Getty Images Entertainment; Kevin Winter/WireImage; Noam Galai/FilmMagic; PeopleImages/DigitalVision; ©Christa Van Den Heuvel; Jason Merritt/Getty Images Entertainment; Manuel Blondeau - Corbis/AOP Press/Corbis Sport; ©GV Cruz; Jim Spellman/WireImage; ©Everett Collection; ©Scott Gries; ©Kevin Mazur; Victor Chavez/WireImage; Focus on Sport; ©Jon Kopaloff; Kevin Mazur/Getty Images Entertainment; U2: miniature/DigitalVision Vectors; ©Patricio Robles Gil; Caiaimage/Tom Merton/OJO+; JohnnyGreig/E+; Ronnie Kaufman/Larry Hirshowitz/Blend Images; Sami Sert/E+; Geber86/Vetta; Rob Lewine; PhotoAlto/Frederic Cirou/PhotoAlto Agency RF Collections; manaemedia/iStock/Getty Images Plus; ake1150sb/iStock/Getty Images Plus; U3: Harvey Lloyd/Photolibrary; Stewart Cohen/Photolibrary; H. Armstrong Roberts/ClassicStock/Archive Photos; Tim Brown/Stone; BeholdingEye/iStock/Getty Images Plus; koya79/iStock/Getty Images Plus; ©Istock; ©Hemera; ©E+; SKYRENDER/iStock/Getty Images Plus; Sean Justice/Photonica; gielmichal/iStock/Getty Images Plus; DorlingKindersley; Jerome Gorin/PhotoAlto; nipastock/iStock/Getty Images Plus; Yagi Studio/DigitalVision; maroke/iStock/Getty Images Plus; NYS444/iStock/Getty Images Plus; Eri Morita/Photodisc; Franco Origlia/Getty Images Entertainment; Images Plus; Dorling Kindersley; iStock; Nikolai Sorokin; E+; ©istock; ©caimacanul/iStock/Getty Images Plus; Imagesource; creativesunday2016/iStock/Getty Images Plus; ©istock; U4: Radius Images/Radius Images/Getty Images Plus; Garden Photo World/David C Phillips/Canopy; Brent Winebrenner/Lonely Planet Images; artpipi/iStock/Getty Images Plus; microgen/iStock/Getty Images Plus; miljko/E+; Fuse/Corbis; Sam Edwards/Caiaimage; Wavebreakmedia/iStock; Indeed; PeopleImages/E+; ©Photodisc; ©Hero Images; ©Hemera; ©istock; Yongyuan Dai/Stone; U5: iPandastudio/iStock/Getty Images Plus; monkeybusinessimages/iStock/Getty Images Plus; pictafolio/iStock/Getty Images Plus; OnstOn/iStock/Getty Images Plus; KeremYucel/iStock/Getty Images Plus; Jane_Kelly/iStock/Getty Images Plus; Madmaxer/iStock/Getty Images Plus; Geert Weggen/Aurora Photos; Westend61; JGI/Jamie Grill/Blend Images; Tetra Images; Photoplotnikov/iStock; MicrowOne/iStock; Jupiterimages/Photolibrary; Creative Crop/DigitalVision; Grzegorz Wozniak/EyeEm; rasslava/iStock/Getty Images Plus; UmbertoPantalone/iStock/Getty Images Plus; mattjeacock/iStock/Getty Images Plus; 3alexdi/iStock/Getty Images Plus; valentinrussanov/E+; Morsa Images/Iconica; Boogich/E+; ©Perry Mastrovito; Jean-Pierre Lescourret/Lonely Planet Images; Sam Edwards/OJO Images; golibo/iStock/Getty Images Plus; imagedepotpro/E+; ultramarinfo/E+; Jeffrey Coolidge/Photodisc; Thomas-Soellner/iStock/Getty Images Plus; Spencer Platt/Getty Images News; Vimvertigo/iStock/Getty Images Plus; Thearon W. Henderson/Getty Images Sport; Akimasa Harada/Moment Open; Tara Moore/DigitalVision; dlerick/iStock; U6: JohnnyGreig/E+; RUBEN RAMOS/iStock Editorial/Getty Images Plus; Digital Vision; Joerg Lehmann/StockFood Creative; PeopleImages/E+; ljubaphoto/iStock/Getty Images Plus; Andersen Ross/Cultura; Jenny Acheson/Iconica; ©Workbook Stock; hjalmeida/iStock/Getty Images Plus; Wavebreak Media Ltd/Getty Images Plus; DAJ; Jean Luc Morales/The Image Bank; Sven Hansche/EyeEm; LIU JIN/AFP; Todd Pearson/The Image Bank; PRImageFactory/iStock/Getty Images Plus; EricLatt/iStock Editorial; Owen Franken/Photolibrary; U7: ahirao_photo/iStock/Getty Images Plus; twomeows/Moment; Angela Schintu/EyeEm; Jason England/EyeEm; MARIAMARTAGIMENEZ/iStock/Getty Images Plus; ©istock; ©E+/Getty Images; Wavebreakmedia/iStock/Getty Images Plus; MIXA; EricVega/iStock/Getty Images Plus; ©Hemera; Eric Audras/ONOKY; guruXOOX/iStock/Getty Images Plus; yulkapopkova/iStock/Getty Images Plus; Stockbyte; Zakharova_Natalia/iStock/Getty Images Plus; Photodisc; asbe/iStock/Getty Images Plus; Piotr Krzeslak/iStock/Getty Images Plus; rez-art/iStock/Getty Images Plus; ©Image Source; Claudia Totir/Moment; Roger Stowell/Photolibrary; SUNGSU HAN/iStock/Getty Images Plus; MargoeEdwards/iStock/Getty Images Plus; PhotoAlto/Laurence Mouton/PhotoAlto Agency RF Collections; Jupiterimages/PHOTOS.com/Getty Images Plus; Kevin Mazur/WireImage; U8: Ken Welsh/Photolibrary; guruXOOX/iStock/Getty Images Plus; Education Images/Universal Images Group; Jeff Greenberg/Universal Images Group; Richard Cummins/Lonely Planet Images; Glow WellNess/Glow; Alija/E+; csfotoimages/iStock Editorial/Getty Images Plus; Barry Winiker/Photolibrary; JoeMcBride; Fuse/Corbis; fotog; Wolfgang Kaehler/Getty Images; Judy Bellah/Lonely Planet Images; Tim Bieber/Photodisc; John Leyba/The Denver Post; John Leyba/The Denver Post; Chad Baker/Jason Reed/Ryan McVay/Photodisc; Erik Tham/Corbis Documentary; DragonImages/iStock/Getty Images Plus; PhotoTalk/iStock/Getty Images Plus; Thomas Barwick/Taxi; PRImageFactory/iStock/Getty Images Plus; PhotoAlto/Laurence Mouton/Getty Images; U9: Westend61; jacoblund/iStock/Getty Images Plus; Robert Deutschman/Robert Deutschman; Wavebreakmedia/iStock/Getty Images Plus; Tom Merton/Caiaimage; Wavebreakmedia/iStock; Andersen; Ross; Alija/E+; Eric Audras/ONOKY; PeopleImages/E+; JGI/Tom Grill/Blend Images; fizkes/iStock/Getty Images Plus; Image Source/Getty Images; Dougal Waters/DigitalVision; monkeybusinessimages/iStock/Getty Images Plus; drbimages/E+; Car Culture/Car Culture © Collection; Qvasimodo/iStock/Getty Images Plus; John Harper/Corbis Documentary; Parichat Boon-Ek/EyeEm; Peter Bannan/Moment; VStock LLC/Tanya Constantine; Martin Paul/Photolibrary; Ryan McVay/The Image Bank; Caiaimage/Paul Bradbury; Jose Luis Pelaez Inc/MNPhotoStudios/Blend

Images; U10: Andreas Kuehn/DigitalVision; Hoxton/Tom Merton/Hoxton; Photos.com/PhotoObjects.net; lewkmiller/iStock/Getty Images Plus; Wavebreakmedia/iStock/Getty Images Plus; Elke Meitzel/Cultura; Neil Beckerman; Thomas Barwick/Taxi; Ryan McVay/The Image Bank; Huntstock/Getty Images; Lambert/Archive Photos; DMEPhotography/iStock/Getty Images Plus; Aneese/iStock Editorial/Getty Images Plus; Andrew Olney/Getty Images; jarenwicklund/iStock/Getty Images Plus; bowdenimages/iStock/Getty Images Plus; MGP; Gregory Costanzo; flashfilm/Taxi Japan; Stockbyte/i; Plume Creative; FluxFactory/E+; Erik Isakson/Blend Images/Getty Images Plus; BLOOMimage; U11: Jupiterimages/Stockbyte PhotoAlto/Ale Ventura/PhotoAlto Agency RF Collections; andresr/iStock/Getty Images Plus; PRImageFactory/iStock/Getty Images Plus; Caiaimage/Paul Bradbury; BLOOMimage; JeanUrsula/E+; Image Source; robbie jack/Corbis Entertainment; istock/Getty Images; MangoStar_Studio/iStock/Getty Images Plus; andrej_k/iStock/Getty Images Plus; Manuel-F-O/iStock/Getty Images Plus; Andersen Ross/Blend Images; Jon Feingersh/Stone; ©Otto Stadler; visualspace/iStock/Getty Images Plus; Westend61; Hector Vivas/Jam Media/LatinContent Editorial; Thomas Barwick/Taxi; Ferdous Shamim/WireImage; Glow Images; Inc/Glow; Ariel Skelley/DigitalVision; Rohan Van Twest; VisitBritain/Britain on View; PhotoAlto/Ale Ventura/PhotoAlto Agency RF Collections; U12: Sam Edwards/OJO Images; Burke/Triolo Productions/The Image Bank; Stephanie Keith/Getty Images News; xavierarnau/E+; Jose Luis Pelaez Inc/Blend Images; Steve Fitchett/Photographer's Choice; Christian Kober/AWL Images; PhotoAlto/Laurence Mouton/Getty Images; Jose Luis Pelaez Inc/MNPhotoStudios/Blend Images; Westend61; PhotoAlto/Ale Ventura/PhotoAlto Agency RF Collections; fotografix/iStock/Getty Images Plus; Photo and Co/The Image Bank; Luis Alvarez/Taxi; Amy Eckert/Taxi; Michael Powell/Photolibrary/Getty Images; YOSHIKAZU TSUNO/AFP; kali9/iStock; Ann Ronan Pictures/Print Collector/Hulton Archive; End Matter: VisionsofAmerica/Joel Sohm/Photodisc; Jeffrey Greenberg/Universal Images Group; David Harrigan/Canopy; hedgehog94/iStock/Getty Images Plus; Car Culture/Car Culture © Collection; JerryPDX/iStock/Getty Images Plus; Radius Images/Getty Images Plus; pop_jop/DigitalVision Vectors; 4x6/iStock/Getty Images Plus; RichLegg/iStock/Getty Images Plus; baona/iStock/Getty Images Plus; aikemalkarasu/E+; Hemera Technologies/PhotoObjects.net/Getty Images Plus; Rawpixel/iStock/Getty Images Plus; ©Daniel Grill/Tetra; ©E+; ©imagesource; ©Tetra Images; ©istock; ©Greg Elms/StockFood Creative; ©PhotoAlto; ©Stockbyte; anna1311/iStock/Getty Images Plus; nicmifud/iStock; Mclninch/iStock/Getty Images Plus; vgajic/E+; Mikael Vaisanen/Corbis; iPandastudio/iStock/Getty Images Plus; Jonathan Knowles/The Image Bank; Wavebreakmedia/iStock/Getty Images Plus; Clerkenwell/Vetta; kali9/E+; Image Source RF/DreamPictures; Fraser Hall/robertharding; JGI/Jamie Grill/Blend Images; PeopleImages/E+; Neil Beckerman/Getty Images; Hero Images.

Front Cover by Sergio Mendoza Hochmann/Moment; Betsie Van der Meer/DigitalVision; andresr/E+.

Back Cover by Monty Rakusen/Cultura.

The following images are sourced from other libraries:

U1: ©Allstar Picture Library/Alamy; U2: ©Joana Lopes/Shutterstock; ©RubberBall/Alamy; Alamy; ©Derek Trask/Alamy; U3: ©Media Bakery; ©Shutterstock; Frank Veronsky; Oleksiy Maksymenko/Alamy; Squared Studios/Ocean/Corbis; ©slon1971/Shutterstock; ©Helene Rogers/Alamy; U4: ©Liu Xiaoyang/Alamy; ©Patrick Eden/Alamy; ©David Gee/Alamy; © Frank Veronsky; Shutterstock; Media Bakery; Pushish Images/Shutterstock; U5: © Frank Veronsky; ©Robert Clayton/Alamy; ©David Sanger/Alamy; ©Alex Segre/Alamy; U6: ©Golden Pixels/Alamy; ©Pinnacle Pictures/Media Bakery; U7: ©Evlakhov Valery/Shutterstock; ©Adrianna Williams/Corbis; ©Frank Veronsky; ampFotoStudio/Shutterstock; ©Bon Appetit/Alamy; U8: Frank Veronsky; Iain Masteron/Alamy; Tomas Abad/Alamy; Frans Lemmens/Alamy; U9: Blend Images/Alamy; Ted Foxx/Alamy; Ian Shaw/Alamy; Andrea Matone/Alamy; JeffreyIsaacGreenberg/Alamy; ACE STOCK LIMITED/Alamy; Vehbi Koca/Alamy; U11: Gavin Hellier/Alamy; Idealink Photography/Alamy; tomas del amo/Alamy; JL Images/Alamy; picturesbyrob/Alamy; Frank Veronsky; Ditty_about_summer/Shutterstock; IM_photo/Shutterstock; Neale Cousland/Shutterstock; U12: dam eastland/Alamy; drbimages/Alamy; Frank Veronsky; End Matter: ©Judith Collins/Alamy; ©Hugh Threlfall/Alamy; ©Holger Burmeister/Alamy; ©David Lee/Alamy; imageBROKER/Alamy; dbimages/Alamy.

Illustration

Front Matter: Kim Johnson; John Goodwin; U1: Kim Johnson; QBS Learning; U2: Peter Ellis; QBS Learning; Dani Geremia/Beehive Illustration; U3: Dani Geremia/Beehive Illustration; Peter Ellis; Rob Schuster; Kim Johnson; QBS Learning; U4: QBS Learning; U6: Dani Geremia/Beehive Illustration; QBS Learning; U8: QBS Learning; U9: Szilvia Szakall/Beehive Illustration; Garry Parsons; Peter Ellis; QBS Learning; U10-12: QBS Learning; **End Matter:** Dani Geremia/Beehive Illustration; QBS Learning.

Dani Geremia/Beehive Illustration pp20, 26, 56, 129, 137; Szilvia Szakall/Beehive Illustration pp86, QBS Learning pp5, 16, 29, 30, 32, 33, 35, 40, 57, 59, 60, 76, 78, 79, 81, 93, 96, 99, 109, 120, 125, 126, 127, 130, 131, 132, 135, 138, 141, 142, 143, 144, 146, 147, 149

Art direction, book design, and layout services: QBS Learning
Audio production: CityVox, NYC and John Marshall Media
Video production: Steadman Productions

Class audio scripts

Unit 1

Lesson B, Exercise 3, Part A [p. 9]

Level 1, Track 12

- Man* Hello. I'm Steven Black.
Woman Hello, Steven. How do you spell your first name?
Man S-T-E-V-E-N.
- Woman* Hi. My name is Dena Brown.
Man Hello. How do you spell your first name?
Woman It's D-E-N-A.
- Woman* Hello. My name is Kerry.
Man Kelly?
Woman No. It's Kerry.
Man How do you spell that?
Woman K-E-R-R-Y.
- Woman* What's your name?
Man It's Bryan. B-R-Y-A-N.
Woman Nice to meet you, Bryan.
Man Nice to meet you, too.

Lesson B, Exercise 3, Part B [p. 9]

Level 1, Track 13

- Man 1* Hi. I'm George.
Man 2 Hello. I'm Larry Winston.
Man 1 Nice to meet you, Larry.
Man 2 Nice to meet you, too, George. Uh, what's your last name?
Man 1 My last name? It's Lee. L-E-E.
- Woman* Good afternoon.
Man Hello.
Woman My name is Susan Watkins.
Man Suzanne Watkins?
Woman No, Susan. S-U-S-A-N. W-A-T-K-I-N-S.
- Woman* Good morning.
Man My name is Danny Young.
Woman Danny Young?
Man Yes.
Woman And how do you spell your name?
Man D-A-N-N-Y. Y-O-U-N-G.
Woman Welcome to class, Danny.
- Woman 1* What's your name, please?
Woman 2 Karen. Karen Nelson.
Woman 1 How do you spell your name?
Woman 2 K-A-R-E-N. And Nelson. N-E-L-S-O-N.
Woman 1 OK, Mrs. Nelson.
Woman 2 Um . . . it's "Miss," not "Mrs."

- Man* Hello.
Woman Your name, please.
Man Um, Paul Harris.
Woman How do you spell your last name?
Man H-A-R-R-I-S.
Woman What's your middle name, Paul?
Man My middle name? It's Jared. J-A-R-E-D.
- Teacher* Good morning, class.
Students Good morning!!
Teacher Welcome. My name is Ms. Fields. F-I-E-L-D-S.

Unit 2

Lesson B, Exercise 3, Part A [p. 19]

Level 1, Track 29

- Woman* Directory Assistance. What city?
Man West Hollywood.
Woman What name, please?
Man Uh, Carlos Moreno.
Woman The number is . . . three-two-three, eight-two-two, one-six-zero-seven.
- Woman 1* Good morning, Directory Assistance.
Woman 2 I need the number for Lucy Chang, please.
Woman 1 How do you spell the last name?
Woman 2 C-H-A-N-G.
Woman 1 The number is . . . six-six-two, six-five-one, oh-four-one-oh.
- Woman* Directory Assistance. What city?
Man Chicago.
Woman What name?
Man Michael Ashcroft. A-S-H-C-R-O-F-T.
Woman The number is . . . eight-six-six, two-seven-nine, nine-four-zero-zero.
- Woman 1* Hello, Directory Assistance.
Woman 2 Hi, I need the number for Beatriz Lago.
Woman 1 How do you spell that?
Woman 2 L-A-G- -
Woman 1 No, the first name.
Woman 2 Oh, it's B-E-A-T-R-I-Z.
Woman 1 The number is . . . three-four-one, three-six-oh, four-five-seven-oh.

Lesson B, Exercise 3, Part B [p. 19]

Level 1, Track 30

- 1 *Woman* Your name, please?
Man Michael Kensington.
Woman Michael Kensington. . . . OK. How do you spell Kensington?
Man K-E-N-S-I-N-G-T-O-N.
Woman OK, Michael. What's your middle name?
Man John.
Woman J-O-H-N?
Man Yes.
Woman And what's your phone number?
Man My cell phone number is, um, six-oh-eight, nine-eight-five, six-eight-three-one.
Woman OK. . . . And your email address?
Man It's M-J-K-7-8-at-C-U-P-dot-org.
Woman M-J-K-7-8-at-C-U-P-dot-org?
Man Yes.
- 2 *Man* What's your name, please?
Woman Lydia Jackson. L-Y-D-I-A, J-A-C-K-S-O-N.
Man And your middle initial?
Woman P for Paula.
Man OK. And your phone number?
Woman It's eight-one-three, two-six-five, one-three-five-six.
Man Thank you. And what is your email address?
Woman It's Lydia-underscore-J-at-cambridge-dot-org.
Man Lydia-underscore-J-at-cambridge-dot-org?
Woman Yes, correct.
- 3 *Man* Your name, please?
Woman Veronica Guzman.
Man Is that V-E-R-O-N-I-C-A, G-U-Z-M-A-N?
Woman Yes.
Man What city are you from Ms. Guzman?
Woman I'm from Dallas.
Man And what is your number?
Woman My phone number?
Man Yes.
Woman It's two-one-zero, eight-two-six, six-three-nine-eight.
Man And your email address, please?
Woman V-guzman-at-C-U-P-dot-org.
Man OK. Thank you very much.

Lesson D, Exercise 2 [p. 23]

Level 1, Track 36

- Woman* Look at my webpage with my photos.
Man Who's he? Your friend?
Woman No, my brother. His name is Mark.
Man How old is he?
Woman He's fifteen. And this is Dominique. She's in my English class.
Man Where's she from?

- Woman* She's from Paris. She's French.
Man Is he your father?
Woman No, my grandfather.
Man Oh?
Woman Yeah. His name is Henry.
Man Henry?
Woman Yeah.
Man How do you spell it?
Woman H-E-N-R-Y.
Man And who's she? Your mother?
Woman No. That's Ms. Parker, my English teacher.
Man Oh? Is she American?
Woman No, she's from Canada.

Unit 3

Lesson B, Exercise 1 [p. 28]

Level 1, Track 41

- 1 *Bo* What's this, Marta?
Marta It's a remote control.
Bo What?
Marta Two words: remote control.
- 2 *Marta* What's this, Bo?
Bo It's a marker.
Marta A marker?
Bo Yes.
- 3 *Bo* Marta, what's this?
Marta It's a map.
Bo A mat?
Marta No, a map. With a p.
- 4 *Marta* Bo, what's this? A watch?
Bo No, that's not a watch. That's an alarm clock.
Marta An alarm clock?
Bo That's right.
- 5 *Bo* What's this? Is it a poster?
Marta Yes, it is, Bo. It's a poster.

Lesson D, Exercise 2 [p. 33]

Level 1, Track 49

- 1 *Man* That sweater is nice. Is it yours?
Woman Yeah. It's my favorite.
Man The colors are nice.
- 2 *Man* These are my favorite shorts.
Woman Your favorite shirt?
Man No, my favorite shorts.
- 3 *Woman* Nice cap. Is it yours?
Man Yeah. It's from my baseball team. Our team colors are black and white.
Woman Cool.
- 4 *Man* That's a cool watch.
Woman Thanks. It's my favorite.
Man The pink is nice.

Unit 4

Lesson B, Exercise 4 [p. 39]

Level 1, Track 58

- Man* What's the time?
Woman Um, it's a quarter to ten.
Man Oh, I'm early. The movie is at ten o'clock.
- Woman* What time is your Japanese class, Rod?
Man It's at four o'clock. What time is it now?
Woman It's four-oh-five.
Man Oh, no!
- Woman* What time is the train? Am I late?
Man Twelve-twenty. It's only eleven fifty-five now.
Woman Oh, good.
- Woman* What time is the bus to the city?
Man At noon.
Woman What time is it now?
Man It's only ten-thirty!
- Man* Susan, what time is your dance class?
Woman It's at nine forty-five.
Man Um, it's nine-fifty now.
Woman Nine-fifteen or nine-fifty?
Man Nine-fifty.

Lesson D, Exercise 2 [p. 43]

Level 1, Track 65

- Max* So, Angela, do you work on the weekend?
Angela Yes, I work on Saturdays.
Max Really? In the afternoon or evening?
Angela I go to work at six p.m.
Max Do you take the bus to work?
Angela No, I take the subway.
Max And after work?
Angela Oh, after work, I watch TV at home.
Max Do you go to class on the weekend, too?
Angela I have classes from Monday to Friday, but not on the weekend.
Max Do you go to bed late?
Angela Yeah.
Max And do you get up late on Sundays?
Angela Yes, I do. I get up at ten-thirty or so.
Max Yeah, me, too. I also exercise on Sundays. Do you?
Angela No, I don't. I read the news, and I study. I have a busy week, and Sunday is a good time to study.
Max Do you cook on the weekend?
Angela I cook on Sunday.

Unit 5

Lesson B, Exercise 3, Part B [p. 49]

Level 1, Track 75

- Man* Excuse me. How much is this video game?
Woman It's fourteen dollars.
Man Forty dollars?
Woman No, *fourteen*. It's on sale today.
Man Oh!
- Woman 1* Mom, look at those boots!
Woman 2 How much are they?
Woman 1 Just sixty dollars!
Woman 2 Sixty dollars . . .
Woman 1 Oh, Mom, pleeeeease . . .
Woman 2 Oh, well, OK.
Woman 1 Thanks, Mom!
- Woman* Hmm . . . that's a nice scarf.
Man Nah . . . I don't like it.
Woman It's only seventeen dollars.
Man Seventeen dollars? That's not bad.
- Woman* Can I help you?
Man Yes, please. How much is this belt?
Woman It's ninety dollars.
Man Nineteen dollars?
Woman No, sir. *Ninety* dollars. It's Italian.
Man I see.

Lesson B, Exercise 4, Part A [p. 49]

Level 1, Track 76

- Man* Can I help you?
Woman Yes, thanks. How much is that camera?
Man It's a hundred and fifty-four dollars.
- Woman* Can I help you?
Man Yes, thanks. I like these shirts. Are they on sale?
- Man* How much is this in blue?
Woman The blue bag is thirty dollars.
- Woman* I like this skirt. Do you have it in brown?
Man Yes, we do.

Lesson B, Exercise 4, Part B [p. 49]

Level 1, Track 77

- Woman 1* Can I help you, ma'am?
Woman 2 Yes, please. How much are these?
- Woman* Can I help you, sir?
Man I'm just looking, thanks.
- Woman 1* Can I help you?
Woman 2 Um, I'm fine, thank you.
- Woman* Can I help you?
Man Yes, please. Do you have this in green?

Lesson D, Exercise 2 [p. 53]

Level 1, Track 83

- Helena* Hey, Michael.
Michael Oh, hi, Helena. How's it going?
Helena OK. Is that your new computer?
Michael Yeah.
Helena It's nice. Hey, who's that?
Michael Oh, it's Stephen Curry.
Helena The basketball player?
Michael Yeah. This is his fan site. I look at this website sometimes. I look at photos and read news about him.
Helena Cool. Do you have other favorite websites?
Michael Sure. Here's one.
Helena What's that?
Michael It's the website for MoMA.
Helena What's MoMA?
Michael The Museum of Modern Art, in New York City. They have a great site. See? A museum tour.
Helena That's fun.
Michael Here's another site I like.
Helena Oh, I know this site. I sometimes shop on this site.
Michael Right. I sell my old books.
Helena I have a favorite site.
Michael Oh yeah?
Helena Look here.
Michael What are those?
Helena Cool videos. People from all over the world upload them.
Michael Oh, yeah. Do you ever upload videos?
Helena No, never. I just watch them. Let's watch this one, OK?

Unit 6

Lesson B, Exercise 2 [p. 59]

Level 1, Track 89

- Woman* Good afternoon, Star Computers.
Man Hello. My name is Kevin Geary. Can I please speak to Ellen Astor?
Woman One moment, please.
Man Thank you.
Woman I'm sorry, sir. Ms. Astor is in a meeting.
Man Oh, OK. Thank you.
- Woman* Good morning, Star Computers.
Man Hello. This is Kevin Geary again. Could I speak to Ms. Astor, please?
Woman Yes. One moment. I'm sorry, Mr. Geary. She's on another line.
Man On another line? Oh, OK.
- Woman* Star Computers.
Man Can I speak to Ellen Astor?
Woman Who is this, please?

- Man* Kevin. Kevin Geary. I –
Woman Hold on, please. I'm sorry. Ms. Astor's at lunch.
Man At lunch. All right. Thank you.
- Woman* Hello. Star Computers.
Man This is Kevin Geary.
Woman Ah, Mr. Geary. How are you?
Man I'm fine. Could I please speak to . . . ?
Woman I'm sorry. She's with a customer.
 - Woman* Hello. Star Computers.
Man Hi, this is –
Woman Hi, Kevin. How are you?
Man Um, OK, thanks. Is Ms. Astor there?
Woman Oh, sorry, Kevin. She's on vacation.
Man She's what?! On vacation?
Woman Yes. Call back on Tuesday morning, please.

Lesson C, Exercise 4, Part B [p. 61]

Level 1, Track 94

- Man* That's my favorite song! Let's dance!
Woman I can't dance.
- Man* My computer doesn't work.
Woman I can fix it.
- Woman* Hey. Let's start a band.
Man I can play guitar.
- Woman* [in French] *Bonjour. Comment allez-vous?*
Man I can't speak French.

Lesson D, Exercise 2 [p. 63]

Level 1, Track 96

- Man* Hey, Celia. Look at these online ads for programs. Here's one in Italy. I can study Italian *and* work in a restaurant in the evening. I can also see the city in my free time.
Woman At a restaurant? Really? As a chef in an Italian restaurant?
Man I don't know. I think I *help* the chef.
Woman Can you speak Italian?
Man Um, no.
Woman What's the salary?
Man The salary? It doesn't say. Ah . . . It says "good" salary.
Woman Or here's one. You're interested in animals. Can you swim?
Man Swim? Sure.
Woman "Work with turtles . . . Tuesday to Saturday . . ."
Man What time do I work?
Woman From six a.m. to one-thirty p.m.
Man That's not bad. And Costa Rica is a very nice country. Oh, look here.
Woman What does it say?
Man Are you 18 to 22 years old?
Woman Yes.

Man Can you speak Chinese, Korean, Japanese, or English?

Woman Chinese, Korean, Japanese, and English?

Man No, or English. You speak English. You can work at a theme park in Hong Kong.

Woman Fun! A theme park! What's the job?

Man Hmm . . . it doesn't say.

Unit 7

Lesson B, Exercise 3 [p. 69]

Level 1, Track 104

1 *Woman* I like pasta with meat sauce a lot.

Man I don't. I don't like beef.

2 *Man* Mmm. I love chicken. It's one of my favorite foods.

Woman I like it, too. I can eat it every day.

3 *Man* Yum! I love potatoes.

Woman Yeah. They're one of my favorite vegetables.

4 *Woman* Great! Bananas and cereal for breakfast.

Man Not again! Let's eat something else. Pleeeeease!

Lesson D, Exercise 2 [p. 73]

Level 1, Track 109

Olga Hi, Matt.

Matt Oh, good morning, Olga. How's it going?

Olga Good, thanks. Let's have some breakfast before class.

Matt OK. . . . Olga, you're from Sweden, right? What's a typical breakfast in Sweden?

Olga Well, one very important food is bread.

Matt Do you put anything on the bread?

Olga Yes, we do. We usually have it with butter or cheese.

Matt What about pancakes?

Olga Swedes love pancakes, but we hardly ever eat them for breakfast. We usually eat them after dinner, for dessert.

Matt What other food is typical for breakfast in Sweden?

Olga Swedes also eat cereal and eggs for breakfast. And a lot of fruit.

Matt How healthy.

Olga Oh, it is.

Matt It sounds like a lot of food.

Olga Well, hotels sometimes have big buffets, but we usually eat a small breakfast at home. Then we have a light lunch and a big dinner.

Unit 8

Lesson B, Exercise 3, Part A [p. 79]

Level 1, Track 117

GPS Voice Go up Western Avenue. Turn right at Spring Street. Go up five blocks to Fourth Avenue. It's on the right, between Fourth and Fifth Avenues.

Lesson B, Exercise 3, Part B [p. 79]

Level 1, Track 118

GPS Voice You are at the corner of Fourth Avenue and Spring Street. Go up Fourth Avenue. Take a left at Pike Street. Go for four blocks. It's in front of you on the corner of Pike Street and Post Avenue.

Lesson D, Exercise 2 [p. 83]

Level 1, Track 123

1 *Man* Can I help you, ma'am?

Woman Uh, yes, thank you. Is there a movie theater near here?

Man A movie theater? Sure. There's one on First Street. It's called Hollywood Theater.

Woman OK, thanks. And is there a coffee shop?

Man Yes. See, there's one across the street.

Woman Oh, I see it. Thank you very much.

Man You're welcome. Have a nice day.

2 *Man* Excuse me.

Woman Yes. Can I help you?

Man Yes, thank you. Is there an aquarium in the city?

Woman An aquarium . . . no. I'm sorry, there isn't.

Man Oh, OK. Is there an art museum?

Woman Yes, there is. The address is 348 (three forty-eight) Main Street. It's across from the park.

Man Can I walk there?

Woman Yes, it's not far.

Man Thank you.

3 *Man* Hello. Can I help you?

Woman Yes, thanks. Are there any bookstores near here?

Man Yes, there's a nice one on the corner of Third and Elm. It's called Bookworm. Here's a map.

Woman Oh, I see. Is it far?

Man Not really. You can walk or take the subway. The subway station is here, on this corner.

Woman Great, thank you. And is there a science center in this city?

Man A science museum?

Woman No, a science center.

Man No, I'm afraid not.

Unit 9

Lesson A, Exercise 4 [p. 87]

Level 1, Track 129

- Man 1* [from the TV] He shoots. He scores!
Man 2 Yes!
- [sound effects of someone going to bed]
- [sound effects of someone running]
- [sound effects of some people playing tennis]
- Man 1* Thank you for coming. See you next time.

Lesson B, Exercise 2, Part A [p. 89]

Level 1, Track 132

- Man 1* Hello?
Man 2 Hi, Eric. It's Mark. Do you have a minute?
Man 1 Um, this isn't a good time. I'm having dinner.
Can I call you back?
Man 2 Oh, sure. Talk to you later, Eric.
Man 1 OK. Talk to you later. Bye, Mark.
- Woman* Hello?
Man Renee?
Woman Yes.
Man It's Steve. How's it going?
Woman OK.
Man Is this a good time to talk?
Woman No, I can't talk right now. I'm studying. Can I call you back?
Man Sure, no problem.
Woman Thanks, Steve.
- Man* Hello?
Woman Hi, Ji-won. It's Michelle. Can you talk right now?
Man Hey, Michelle. Listen, can I call you back in fifteen minutes? I'm driving. This isn't a good time to talk.
Woman Oh, sure.
Man Talk to you later.
Woman OK. Bye.
- Woman* Good morning. Winston Industries.
Man Hi, Carmen. It's Ralph. Is this a good time?
Woman Sorry, Ralph. I'm working. Can I call you back later?
Man Later?
Woman Yes, later. I'm not able to talk right now.
Man No problem.
Woman Thanks. Talk to you later.

Unit 10

Lesson B, Exercise 2 [p. 99]

Level 1, Track 145

- Woman 1* Oh, what a week!
Woman 2 Are you OK?
Woman 1 Yeah, thanks. But I'm glad it's Friday!
Woman 2 What happened this week?
Woman 1 Well, I learned something on Monday.
Woman 2 Uh-huh.
Woman 1 I didn't answer three questions on my test.
Woman 2 What? Last Friday's test?
Woman 1 Yeah. I just didn't answer them. Numbers 8, 9, and 10.
Woman 2 Why not?
Woman 1 I don't know. I just didn't. And then on Tuesday, I watched a movie with my new boyfriend, Josh.
Woman 2 Oh?
Woman 1 And my old boyfriend called me.
Woman 2 Really? Your old boyfriend, Rick?
Woman 1 Yeah, but I didn't answer the phone. I didn't want to talk to him. Then on Wednesday, I designed a webpage for my sister Julie.
Woman 2 Oh, yeah?
Woman 1 But she didn't like the colors.
Woman 2 What?
Woman 1 So I fixed it. Then on Friday –
Woman 2 What about Thursday?
Woman 1 Oh, I fixed the webpage all day on Thursday. Then on Friday . . .
Woman 2 Uh-huh.
Woman 1 I just stayed home.
Woman 2 You're kidding! You stayed home on Friday night?
Woman 1 I know, I know . . .

Lesson D, Exercise 3 [p. 103]

Level 1, Track 151

- Tomás* Hi, Matt.
Matt Oh, hi, Tomás. How's it going?
Tomás Fine. Thanks. How are you?
Matt Great, but tired. I had a busy week last week.
Tomás Really? What did you do?
Matt Well, I got up early every day. We're very busy at work, so I went to work early all week.
Tomás Oh, yeah?
Matt Yeah. I worked about forty-five hours. I'm very tired.
Tomás Forty-five hours? That's a lot.
Matt After work on Wednesdays, I usually play soccer, but last week I didn't.
Tomás Why not?

Matt Well, I didn't have any clean clothes, so I did my laundry on Wednesday night.

Tomás That's no fun.

Matt I know. . . I also made dinner every night. I tried some new recipes and ate some really great new meals.

Tomás Sounds good.

Matt Yeah, I really like cooking.

Tomás Wow. It sounds like you did a lot last week. Did you play your guitar? I know you practice every day.

Matt Yes, I did. I played for about an hour every night. It's my favorite thing to do. I also usually read a book every week, but I didn't have time to read last week. Maybe this week . . .

Unit 11

Lesson B, Exercise 3 [p. 109]

Level 1, Track 158

Woman Hi, Sam. How's it going?

Man Oh, hi. Fine, thanks.

Woman How was your weekend?

Man Oh, it was . . . interesting. You know, I won a trip last year.

Woman Yeah, I remember. Did you take the trip last weekend?

Man Uh-huh. It was just a one-night trip. I went to the airport for my flight, but I missed it! The flight was at twelve o'clock. I thought it was at two o'clock.

Woman You missed your flight? Oh, no!

Man Yeah. But there was another flight in the evening.

Woman That's good.

Man The hotel was excellent. I had a nice room. And the people at the hotel were great.

Woman That's good. How was the food?

Man Well, I ate dinner at the hotel restaurant. Then I went for a walk and went to bed. But in the morning, I was sick.

Woman That's terrible. Do you think it was the food at the restaurant?

Man I think so.

Woman That's too bad.

Man These things happen. I got up early and took a taxi to the airport.

Woman Uh-huh.

Man The taxi was about twenty dollars.

Woman Really? That's not bad.

Man But I didn't have my wallet!

Woman You're kidding! You lost your wallet?

Man I took the taxi back to the hotel, and they had it.

Woman Oh, that's good. So you went back to the airport?

Man That's right.

Woman Did you miss your flight again?

Man No, I got the flight this time.

Woman It sounds like an awful weekend.

Man No, it wasn't so bad. It was good. I was just happy to get away.

Lesson D, Exercise 2 [p. 113]

Level 1, Track 164

1 *Man* So how was your trip to Brazil? You went there for two weeks, right?

Woman Yeah. It was great. We went to Rio.

Man Really? But two weeks, just in Rio?

Woman Yeah. What's wrong with that?

Man Sorry, it just . . . sounds . . . a little boring.

Woman Not at all. Think about it – swimming, running, playing volleyball every day!

Man That's true. How was the shopping?

Woman I really liked the shopping. It was excellent. I bought a lot of souvenirs. Look! This is for you.

Man Um, what is it?

2 *Woman* Welcome home! How was Japan? Did you enjoy your vacation?

Man Yeah, it was interesting.

Woman That's good.

Man And now I can speak a little Japanese, too.

Woman You can speak Japanese?

Man *So desu ne.*

Woman Huh? Well, anyway, what did you really enjoy there?

Man Oh, that's easy. The food. I ate everything and loved it all.

3 *Man* When did you get back from New Zealand?

Woman Last weekend.

Man Well, how was it?

Woman It was exciting!

Man What did you do?

Woman I did all kinds of outdoor activities.

Man How nice! What did you like about the trip?

Woman The people. They were really nice. I made some good friends there.

Man That's great.

Unit 12

Lesson B, Exercise 2 [p. 119]

Level 1, Track 171

- 1 *Man* Hi, Vanessa.
Woman Hey, Pete. How are you?
Man Good, thanks. Listen, Vanessa. Are you going to go to the soccer game tonight?
Woman No. Why?
Man Well, I have an extra ticket. My brother can't go. Do you want to go?
Woman Really? What time?
Man At eight o'clock.
Woman Sure. I'd love to. Thanks!
- 2 *Woman* Hi, David. What are you doing?
Man Not much.
Woman Hey, you know my friend Sandra, right?
Man Sure. She's very nice.
Woman Well, we're going to meet for coffee tonight. Do you want to come?
Man Oh, I'm afraid I can't tonight. Sorry.
Woman That's OK. Maybe some other time.
- 3 *Woman* Jeremy, do you know that new Italian place?
Man The one on Tenth Street?
Woman Yeah.
Man I do. The food is really great.
Woman Do you want to go there tonight?
Man Tonight? Oh, I'd love to, but I can't. I'm going to have dinner at my friend's house. Sorry.
Woman That's OK. Maybe some other time.
- 4 *Man* Hi, Julie.
Woman Hey, Ben.
Man Are you busy tonight?
Woman Tonight? Why?
Man I'm going to see a movie. Do you want to come?
Woman OK, thanks. What time?
Man There's a show at eight o'clock.
Woman That sounds fine.

Lesson D, Exercise 2 [p. 123]

Level 1, Track 176

Amanda My birthday is July fourteenth, and I always celebrate my birthday with my friends and family. I'm sixteen years old now, and on my last birthday, my parents gave me a "Sweet Sixteen" party. That's a party a lot of girls have when they turn sixteen. I made a guest list, and my parents sent the invitations. My mom and I decorated the room and planned a special menu of pizza, ice cream, and, of course, cake. My mom baked a big chocolate cake with "Happy Birthday, Amanda!" on it. Everybody sang "Happy Birthday" to me. We had the party at my house, and fourteen of my friends came. Some of their mothers even came! We played music, danced, and sang karaoke. My mom and dad gave me a cool gift. It was a new camera. It was great – I took photos of my friends and then posted them online for my friends to see. I'm not going to have a party for my next birthday – my seventeenth – but I am going to have one for my eighteenth birthday!

Video scripts

Unit 1

Famous names

Emi K., a reporter for Street Talk, quizzes Bo, Irma, and others on the street about celebrities' real names.

Emi Hey, I'm Emi K. *Emi* is short for *Emiko*. My full name is Emiko Kawasaki, but everyone calls me Emi K. I'm a reporter for *Street Talk*. So, today's question is: "Can you name the celebrity?" Some celebrities do not use their real names. For example, this celebrity is an American hip-hop singer. His real name is Shawn Corey Carter, but his nickname is Jay-Z! OK. So, let's ask people about celebrities and their real names. Ready? Let's go!

Emi Excuse me, miss? Miss?

Amanda Yes?

Emi Hi, I'm Emi from *Street Talk*. Can I interview you, please?

Amanda Yeah, sure.

Emi Great, thanks. What's your name?

Amanda Amanda.

Emi Good. So, Amanda, today's question is, "Can you name the celebrity?" This celebrity is a famous singer. His real name is Paul Hewson.

Amanda Paul Hewson – that's his real name?

Emi Right. Can you name the celebrity?

Amanda Paul Hewson . . . hmm . . .

Emi He's from Ireland.

Amanda Oh! Oh. He's Bono from U2?

Emi That's right! He's Bono from the band U2.

Amanda Wow, that's amazing. He's on my MP3 player right now. Listen.

Emi OK, everybody, this is Bo. So, Bo, this person is a famous actress. Her real name is Jennifer Anastassakis. Can you name the celebrity?

Bo Jennifer Anastass – what?

Emi Jennifer Anastassakis. She's a famous actress.

Bo Oh! Oh! Right! I know! I don't know. I'm sorry.

Emi It's OK, Bo. The celebrity is Jennifer Aniston.

Bo Jennifer Aniston? Oh, right.

Emi This is Irma, everybody.

Irma Hey! How's it going?

Emi OK, your question is . . . oh. Hmm. This question is difficult. It's about a hip-hop singer.

Irma Oh, hip-hop? Cool! I'm ready.

Emi OK. His real name is Sean Combs. Can you name the celebrity?

Irma Ha! That's easy. Diddy!

Emi Wow! That's right!

Irma He uses a lot of nicknames: Diddy, P. Diddy, Puff Daddy . . .

Emi Wow, you're a real hip-hop fan!

Irma Yeah. My nickname is DJ Irma! Listen! "My name is Irma and I'm here to say you spell my first name I-R-M-A. I'm not from Miami, I'm not from L.A., I'm from New York in the U.S.A. . . ."

Emi OK, everybody! See you next time on *Street Talk*. Good-bye!

Unit 2

Surprise!

Danielle makes a home video in which she comes home from college for a surprise visit with her new boyfriend, Paul. Peter, her father, Wendy, her mother, and Irma, her grandmother, are very surprised.

Danielle OK, is the camera on? Ready? All right. Hey, it's Danielle, and I'm home from college. And this is my house. Well, this is my family's house. My family doesn't know I'm here. Hello? Hello?

Peter Danielle? Is that you?

Danielle Surprise! This is my father. His name is Peter, and he's 47 years old. Oh, and his nickname is "Chef Dad."

Peter So, Danielle, who's – ?

Danielle Is Mom home?

Peter Yeah, she's in the kitchen.

Danielle Come on.

Wendy Danielle! You're home!

Danielle Surprise! This is my mother, Wendy. She's really cool. She's 44.

Wendy Who's your friend?

Danielle See you later, Mom! Grandma? I'm home. Surprise!

Irma Not now. I'm busy.

Danielle This is my grandmother, Irma. She's 67. My dad is her son.

Irma Hey, who's that?

Danielle Let's go over here. Bye, Grandma.

Danielle This is my brother. His name is Max, and he's a student, too. His college is in Canada. It's in Toronto.

Peter Uh, Danielle?

Danielle Yes? Yes?

Wendy Who's your friend with the camera?

Danielle Oh, sorry. Let me introduce you. Um, this is Paul. He's a student in film school. He's 21. And he's my new boyfriend!

Paul Hi.

Peter Hi.

Danielle Surprise!

Unit 3

My favorite things

Ben makes a home video for his parents to introduce them to his new roommate, Nick, and to tell them all about Nick's favorite things.

- Ben* Hi, Mom and Dad. Come meet my new roommate. Mom and Dad, this is Nick.
Nick Hi, Ben's mom and dad.
Ben OK. So, Nick, what's your last name?
Nick Lee.
Ben How do you spell that?
Nick L-E-E.
Ben Right! And where are you from?
Nick I'm from New York. N-E-W Y-O-R-K.
Ben New York. Cool! And what's your major?
Nick English.
Ben English, yeah, that's cool. And how old are you?
Twenty. He's 20! OK. Let's ask Nick about his favorite things. What's this?
Nick It's called a *yukata*. It's from my trip to Japan.
Ben The color's nice. But what's it called in English?
Nick It's a robe.
Ben Right! That's cool! And what's this?
Nick It's a cap from my old baseball team.
Ben It looks too small.
Nick Yeah. Well, it's old. It's from high school.
Ben What's that?
Nick That's a picture of Vermont. My grandparents are from there.
Ben Can you guess the artist? It's beautiful, right? It's Nick! Yeah, Nick! What's this?
Nick It's a teddy bear.
Ben But whose teddy bear is it?
Nick It's mine, OK? It's from my grandparents.
Ben It looks old.
Nick Yeah. It's 20 years old.
Ben Hey, like you!
Ben/Bear So this is Ben's roommate Nick and some of his favorite things – a Japanese robe.
Nick It's a *yukata*.
Ben/Bear An old baseball cap, a painting from Vermont – it's beautiful, Nick – and me, Nick's teddy bear.
Nick OK, give me the bear now.
Ben Bye, Mom! Bye, Dad!
Nick Good-bye, Ben's mom and dad.

Unit 4

My busy Monday

Ben and Nick do a video project for their English class on what a day in the life of Ben is like.

- Ben* Oh, Nick, it's you.
Nick Good morning, Ben. It's video day, right?
Ben Yeah. OK. Good morning. I'm Ben. This is our video project for our English class: a day in my life. It's Monday today. I get up early on Mondays, around 7:30. I'm awake!
-
- Ben* I eat breakfast every morning. I have coffee. I have orange juice. I have cereal, and I have milk, too.
Nick How is your cereal with orange juice?
Ben It's not bad.
-
- Ben* I ride my bike to school. I don't take the bus. I have English class at 9:00 every Monday. It's my favorite class, but today I'm late.
Lila Oh, hey.
Ben Oh, hi, Lila! Hey, wait up!
Teacher Who has the answer to number 1?
Ben I have English class at 9:00 every Monday. It's my favorite class.
Teacher Ben?
Ben Yes, Lila? I mean, yes, Miss Flores?
Teacher Ben, Nick, please don't do your video project in class.
-
- Ben* It's 4:30, and I'm at the park. I exercise here every day. Oh, it's Lila!
Lila Are you OK?
Ben Yeah. Yeah, I'm OK.
Lila Oh, it's Ben, from English class.
Ben Yeah.
Lila Do you run here every afternoon?
Ben Yes, but usually not into trees.
Lila Well, bye, Ben. Bye, Nick.
Ben Bye.
-
- Ben* I text with my friends at night. I go to bed very late. This is Lila now. What time is it?
Nick It's 2:30 in the morning.
Ben Oh. Good night, everybody! Good night, Lila.

Unit 5

What do you do for fun?

Danielle and Soon-mi talk over their webcams and discuss what they like to do for fun.

- Danielle* Oh, Soon-mi, thank you for the Korean lesson.
Kam sa ham ni da!
- Soon-mi* You're welcome.
- Danielle* What time is it in Seoul now?
- Soon-mi* It's about 8:30 at night here.
- Danielle* Oh, it's early morning here. So what do you do for fun at night?
- Soon-mi* Well, tonight is my sister's birthday. We always eat out on her birthday at this cool restaurant. It's a little expensive, but the food is great. Then we go dancing.
- Danielle* Wow, that's nice. Do you often go dancing?
- Soon-mi* Yeah. I often go dancing at a club on weekends with my friends. Sometimes on weeknights, too. What about you, Danielle? What do you do in your free time?
- Danielle* Not much. I usually hang out at home. I sometimes cook dinner for my friends, and we watch a DVD or play video games.
- Soon-mi* Video games are fun. I sometimes go to an arcade near the subway station.
- Danielle* Really? We don't have a subway here or a video arcade.
- Soon-mi* No subway? Do you have trains?
- Danielle* No.
- Soon-mi* Buses? Taxis?
- Danielle* No, I live in a very small town.
- Soon-mi* How do you get around?
- Danielle* I usually drive. Sometimes I walk.
- Soon-mi* Oh, I see. Do you ever go dancing?
- Danielle* No, I hardly ever do. We don't have dance clubs around here.
- Soon-mi* What about karaoke? Do you ever go to a karaoke club?
- Danielle* No, I never do. We don't have karaoke clubs. But I love to sing karaoke at home sometimes.
- Soon-mi* Really? I love karaoke, too!
- Danielle* Yeah? Do you ever sing any English songs?
- Soon-mi* Yes. I know a lot of English songs.
- Danielle* Hey! Do you know this one? "Hearts are often broken, love is never free. I sometimes leave you lonely, but you're always here for me. You're here for me, here for me. Hearts are often broken, love is never free. I sometimes leave you lonely, but you're always here for me. Here for me, you're here for me. You're here for -" Oh. Thanks. Now you know what I do with my free time.

Unit 6

Hidden talent

Emi K. interviews Alicia and others she meets on the street about their hidden talents for her show, Street Talk. Each person is asked to display their talent.

- Emi* Hey, I'm Emi K., and this is *Street Talk*. Today's question is: "What's your hidden talent?" Now, "hidden talent," what is that? A hidden talent is something you can do, but other people don't know about. For example, I have a hidden talent. I can speak French. *Salut! Je m'appelle Emi. Comment ça va?*
- Passerby* *Ça va bien!*
- Emi* Wow. Pretty good, right? OK, let's ask some other people about their hidden talents. Ready? Let's go!
-
- Emi* OK, so here are three people with hidden talents. So what's your name?
- Alicia* I'm Alicia Martinez.
- Emi* Can you play the guitar?
- Alicia* Yes.
- Emi* And this is Christine. She's a waitress.
- Christine* And an actress.
- Emi* Right. And this is Joey. What do you do, Joey?
- Joey* I'm a taxi driver.
- Emi* Uh, Joey? That's not a taxi. It's a bicycle.
- Joey* I know. It's Tuesday, and I don't work on Tuesdays.
- Emi* Oh, OK. So today's question is: "What's your hidden talent?"
- Alicia* My hidden talent. Well, I can dance.
- Emi* Great! Let's see.
- Alicia* Um, OK.
- Christine* Wait, I can dance, too. And I can sing. "The birds in the sky, they flap and sing as they go by."
- Joey* Hey, I can dance and sing, and I can play the harmonica. "I'm tore down, I'm almost level with the ground. Yeah, I'm tore down, I'm almost level with the ground. Well, I feel like this when my baby can't be found."
- Emi* Wow. Those are some great hidden talents!
- Alicia* Wait! Wait! I can dance and play the kazoo.
- Christine* Wait. I can mime.
- Joey* Wait. I can do another song.
- Emi* OK, that's enough of hidden talents. Thanks for watching *Street Talk*. See you guys later. Good-bye.

Unit 7

My favorite meal

Ben makes a home video about his favorite meal, breakfast, and how to make one of his favorite breakfast foods, granola.

Ben Hi, I'm Ben. Breakfast is my favorite meal. I love granola for breakfast in the morning. It's a kind of cereal. I also like to exercise in the morning. But in the morning, I don't always have time to do both. So sometimes I exercise and make granola at the same time. Let me show you. I have some oats, some nuts, some raisins, a banana . . . uh, some yogurt, and some honey. OK, let's make some granola. First, I put oats in a bowl. Now, I add some nuts and some raisins. Then, I add the banana. I love bananas. They aren't expensive, and they're delicious. Granola is good. Add a banana, and it's great. OK. And I usually like some yogurt in my granola. And I always have some honey on it. OK, there it is. My granola is ready to eat, and I am done with my exercises. Mmm! That is really good! And I am really tired!

Unit 8

Kim's Coffee Shop

Marco, Danielle, and other patrons of Kim's Coffee Shop star in a commercial for the shop.

Marco Hi! Do you like coffee?
Danielle Then come to Kim's Coffee Shop.

Marco The coffee is really good! Ahhhh! Now that's fresh!
Worker It's the best coffee in town!

Danielle There is free Internet at Kim's. Nice laptop!

Marco And there are delicious snacks at Kim's.

Worker Eighty-five cents, please!

Marco Delicious and cheap.

Worker And here's your change.

Marco That's for you.

Worker Thanks!

Danielle There's always cool music at Kim's Coffee Shop. Let's dance!

Marco So come to Kim's Coffee Shop.

Danielle It's on the corner of Second Avenue and Elm Street.

Marco It's open every day . . .

Danielle . . . from 7:00 in the morning . . .

Marco . . . until 11:00 at night.

Danielle and Marco Bye!

Unit 9

What are you doing these days?

Emi K. of Street Talk interviews Bo, Soon-mi, and Alicia about what they're doing these days.

Emi Hi, everybody. This is *Street Talk*, and I'm Emi. Today's question is: "What are you doing these days?" Well, I'm doing a lot of things these days. For example, I'm learning to drive.

Emi And I'm taking tennis lessons.

Emi I'm also reading a good book.

Emi Let's ask some other people what they're doing these days. Ready? Let's go.

Emi Bo! Long time, no see!

Bo Do I know you?

Emi I'm Emi from *Street Talk*. Remember?

Bo Emi, *Street Talk*. Oh, yeah. How's it going?

Emi Good. Thanks. So, can I interview you again?

Bo Um, OK.

Emi Great! So, Bo, today's question is: "What are you doing these days?"

Bo Me? I'm, um, studying French.

Emi Ah! *Vous parlez français aussi?*

Bo Oui.

Emi Très bon! *Comment vous appelez-vous?*

Bo Oui.

Emi Well, Bo, thanks for talking with us. Good luck with your French!

Bo ¡Gracias!

Emi All right! This is Soon-mi from Seoul, South Korea.

Soon-mi Hi!

Emi So, Soon-mi, what are you doing these days?

Soon-mi Well, I'm studying English here for a month.

Emi That's great. And your English is great.

Soon-mi Oh, thanks. My teachers are excellent. And my American friends help me a lot.

Emi So you're studying English these days. What else are you doing?

Soon-mi I'm eating in a lot of great restaurants. I love Italian food. And, well, I'm doing a lot of shopping, too.

Emi Aha! What's in your bag?

Soon-mi Um, shoes, handbags, clothes – oh, and gifts for my family.

Emi OK. Thanks, Soon-mi.

Emi I'm here with Alicia. Alicia, are you doing anything special these days?

Alicia Yes! I'm getting ready for a trip to Brazil, to Rio de Janeiro.

Emi Rio! How exciting!

Alicia Yes. I'm really busy – and very excited!

Emi Do you speak Portuguese?
Alicia No, but I'm studying it now. It's hard, but the class is fun.
Emi OK. Are you doing anything else?
Alicia Yes. I'm exercising a lot – you know, to look good for the beach! I'm running, I'm swimming, and I'm riding my bike to work.
Emi Good for you. Well, enjoy your trip!
Alicia Thanks!
Emi Oh, I'm late! I'm taking a dance class. OK, everybody! See you next time on *Street Talk*. Good-bye!

Unit 10

I had a party last night.

Marco creates a video blog to tell his followers about how his birthday started as a small dinner celebration, and ended as a big, noisy party.

Marco Hey, everyone. This is Marco's video blog for Saturday, October 4th, at, um, 7:17 a.m. I had a party last night – a birthday party. What a great party. Look. Wow. That's me. So I had a big, noisy birthday party. But I didn't really want a party. I wanted a nice, quiet evening. On my birthday, I usually read a good book. So yesterday morning, I went to the library, and I got this. I saw my friends Nick and Ben at the library. Nick and Ben remembered my birthday. They gave me a gift! So I invited Nick and Ben to my apartment for dinner. I wanted a nice, quiet dinner. But I didn't have food at home, so I went grocery shopping. I bought a lot of food. At the supermarket, I saw two more friends, Alicia and Bo. Alicia and Bo saw all the food in my shopping cart. Well, they're friends, so I invited them for dinner, too. I decided to have a nice, quiet dinner party. Then, I went to class in the afternoon. All my classmates had text messages about my birthday! So I invited my class to my apartment. OK. So I didn't have a nice, quiet evening. And I didn't read my book. I had a big, noisy birthday party. But . . . I had a lot of fun. We ate some good food. We drank this really cool stuff called "bubble tea." And we played video games. Oh, and my gift from Nick and Ben? Guess what it was. It's the same book! And, now, finally, I get to read it. Bye!

Unit 11

Danielle down under!

Danielle makes a documentary video about her vacation in Australia and shows everyone a slideshow of her pictures.

Danielle Hi, everyone! I just had a great vacation. I went to "The Land Down Under." That's a nickname for Australia. I was there for two weeks. Australia is really amazing. Let me show you my pictures. This is the Sydney Opera House. It's a very famous place. I went there on the first day. I think opera is a little boring, but I like this building. It's really interesting! This is my friend, Amy. She's really cool. We go to the same college in the United States, but she's studying in Sydney this year. I stayed in Amy's dorm room. I slept on the floor. It wasn't very comfortable, but it was free. Awww! We saw this koala bear at the nature park. Isn't he cute? And we saw this kangaroo. He's cute, too! One day we flew from Sydney to Alice Springs. Then we rented a car and drove to a place called Uluru, or Ayers Rock. The drive took about four hours. It was very hot, but quiet and relaxing. Ayers Rock is a national park in the middle of Australia. The park is a very famous place. What did we do there? Well, we stayed in the park for two days. And we took a tour. It was fun, but very tiring! Our tour guide was very cute. We flew from Alice Springs to Cairns, a city near the Great Barrier Reef. Then we took a boat to the Great Barrier Reef. That was excellent. We saw some very beautiful fish. On our last night, we went dancing. We stayed out late – very late. The next day, Amy and I got up too late, and we missed our flight to Sydney. It was terrible! But, I bought a souvenir at the airport. It's a boomerang! So, that's it. Overall, it was a very exciting trip. So, thanks for looking at my pictures. As the Australians say, "G'day!"

Unit 12

A graduation party

Alicia makes a home video at Bo's graduation party as a gift for him. At the party, she asks Nick, Marco, and Bo's parents what Bo will be doing now that he's done with school.

Alicia Hi, Bo! It's Alicia. It's May 24th. I'm here with your parents and your friends. And we're having this party to celebrate your graduation from college!

Alicia Yeah, that's right! And I'm making this video for you. It's a graduation gift. Well, please excuse me. I'm going to interview some people from the party. See you later, Bo.

Alicia Congratulations, Mr. and Mrs. Wilson. You look very happy.

Bo's mom Oh, thank you, Alicia. We are very happy.

Bo's dad This is a special day for Bo.

Alicia Yes, it is. So what is Bo going to do this summer?

Bo's dad This summer? Well, this summer Bo is going to get a job. And he is going to take some science classes.

Bo's mom Yes, he is. He's going to take science classes for medical school. He's going to be a doctor someday.

Alicia Well, congratulations again, Bo. You're a college graduate now. How do you feel?

Bo Thanks. Yeah. I feel good.

Alicia So, Bo, what are you going to do this summer?

Bo This summer? Well, I'm going to relax, you know, take it easy.

Alicia Really? Aren't you going to get a job? Aren't you going to take science classes?

Bo A job? Classes? No, I'm not. I'm going to sleep and watch TV.

Alicia Well, Nick, what is Bo going to do this summer?

Nick He's going to travel.

Alicia Really? Where is he going to go?

Nick He's going to go to Toronto.

Alicia That sounds great. Who is he going to travel with?

Nick He's going to travel with me and Marco.

Marco Hey, everybody! Yeah. We're going to go to Toronto this August.

Alicia That's great! How are you going to go?

Marco We're going to drive.

Nick Yeah, but first, we're going to look for a job. We don't have any money.

Alicia What is Bo going to do next year?

Bo's mom He's going to go to medical school next year. Oh, and he's going to get married.

Bo's dad But who is he going to marry? He doesn't have a girlfriend.

Bo's mom He doesn't have a girlfriend now. He's going to meet his girlfriend in medical school.

Alicia So, Bo, what are you going to do next year?

Bo Well, I don't have any money. So I guess I'm going to listen to my parents and get a job so I can go to . . .

Bo's parents To medical school!

Bo Yeah.

Alicia Are you going to get married?

Bo Married? Who am I going to marry? I don't even have a girlfriend.

Alicia Maybe you're going to meet someone special. . . .

Bo's parents In medical school!

Bo Yeah.

Alicia So, one more time, everybody! Let's hear it for Bo!

Partygoers Happy graduation, Bo!

