

# **Solutions Elementary 3**

## **Unit 5: Places**

### **5C**

Pegah Bahojb Ghasemi



**1 VOCABULARY** Divide the words below into 'town' and 'country'. Do some words belong to both groups?

**Town and country** crowd farm field hill lake  
office block shopping centre street traffic valley  
village wood

2 **SPEAKING** Describe the photos below. Which of the things in exercise 1 can you see?



3 Complete the texts with the comparative adjectives below.

cleaner easier friendlier quieter safer

### THE ADVANTAGES OF LIVING IN THE COUNTRY

FACT FILE

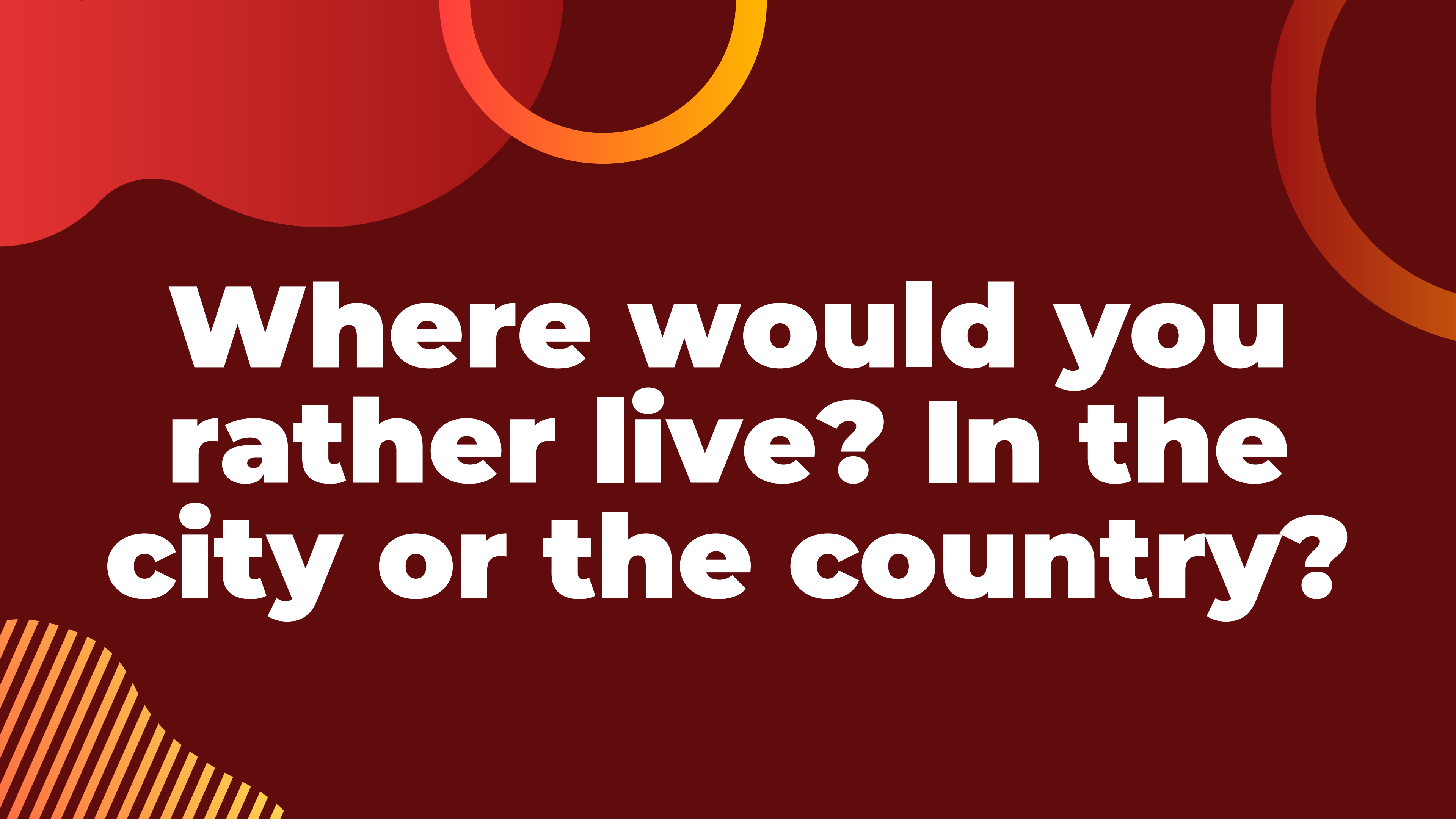
- It's <sup>1</sup> \_\_\_\_\_ because there is less crime.
- There isn't much traffic, so it's <sup>2</sup> \_\_\_\_\_ and the air is <sup>3</sup> \_\_\_\_\_.
- People are <sup>4</sup> \_\_\_\_\_.
- It's <sup>5</sup> \_\_\_\_\_ to be active – to walk, and get out into the fresh air.

better bigger easier more exciting


### THE ADVANTAGES OF LIVING IN THE CITY

FACT FILE


- It's <sup>6</sup> \_\_\_\_\_ to travel round because there are lots of buses and trams. You don't always need a car.
- There's more to do: cinemas, concerts, museums, theatre, etc. It's <sup>7</sup> \_\_\_\_\_.
- There are lots of restaurants. The food is <sup>8</sup> \_\_\_\_\_ and more interesting.
- There are lots of shops, and they are <sup>9</sup> \_\_\_\_\_ so there is more choice.

The background is a dark red color. It features several abstract shapes: a large red shape in the top left, a yellow-to-orange gradient arc in the top center, a dark red arc in the top right, and a striped orange-to-yellow arc in the bottom left. The text is centered in a bold, white, sans-serif font.

**Where would you  
rather live? In the  
city or the country?**




While urban dwellers may benefit from more employment opportunities, better access to public services alongside cultural activities and entertainment, people who live in rural areas often argue they have a better sense of community and greater access to nature.




## **Listening Strategy**

Sometimes it isn't necessary to understand all of the details when you listen, as long as you understand the main ideas. In these cases, focus on what you need to know and do not worry if you do not understand every word.



4  2.32 Read the **Listening Strategy**. Then listen and choose the correct answers. Do not worry if you don't understand everything.

- 1 What is the speaker talking about?
  - a The best place to visit in London.
  - b The arrangements for the morning.
  - c What they need to take with them.
- 2 Where are the man and woman going to eat?
  - a On the train.
  - b At the station.
  - c At their house.
- 3 Why does the tourist decide not to visit the castle?
  - a The path isn't safe.
  - b It's a long walk.
  - c It's already getting late.
- 4 The speaker's main aim is to
  - a compare two different villages.
  - b recommend a house that is for sale.
  - c recommend a village to live in.

- 5  2.33 Listen and match speakers (1–4) with sentences (A–E). There is one extra sentence. Remember not to worry if you don't understand every word the speakers say.

The speaker

- A explains why he / she doesn't like life in the town. \_\_\_\_
- B is encouraging people to come and live in the country. \_\_\_\_
- C complains that there isn't much to do where he / she lives. \_\_\_\_
- D is advertising a radio programme. \_\_\_\_
- E would like to have a house in the city and one in the country too. \_\_\_\_

**6 SPEAKING** Work in pairs. Ask and answer the questions.  
Use the phrases below to help you.

- 1 What are the advantages of living in your town or village?
- 2 What are the disadvantages?
- 3 Would you like to live somewhere else? Why? / Why not?

An advantage of living in \_\_\_\_\_ is that there are ...

A disadvantage is that ...

It's good that you can ...

It isn't good that you can't ...

I'd like to move to \_\_\_\_\_ because ...

I'd like to stay where I live now because ...

The background is a solid dark red color. It features several abstract geometric shapes: a large orange circle at the top center, a smaller orange circle at the top right, a large orange circle at the bottom right, and a striped orange and red shape on the left side. The text is centered in white, bold, sans-serif font.

**Assignment:  
WB 5C  
PA listening  
lecture**