




Solutions
Elementary 3
Unit 5: places
5G



Pegah Bahojb Ghasemi





NYC




METERED
FARE




What cities did you visit
as a tourist? Which was
your favorite?





What famous places do
you know of? Which cities
are they in?

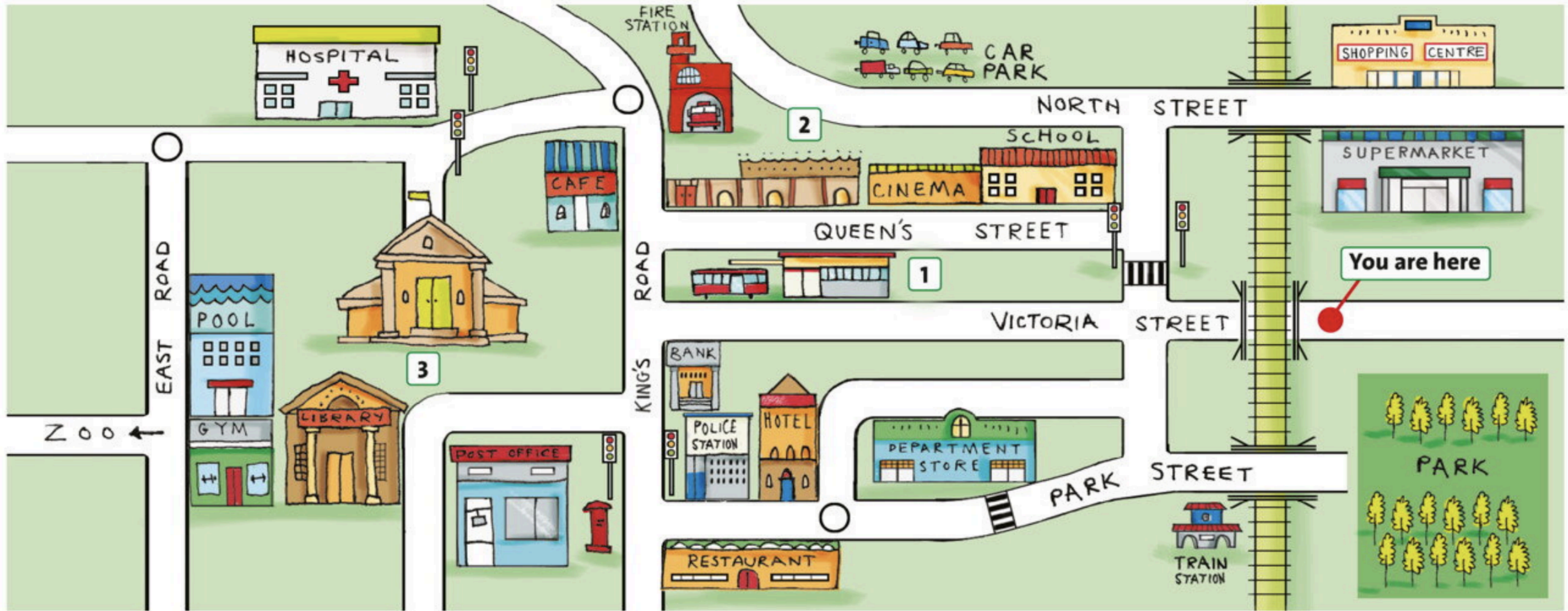












1 Find these things on the map.

bridge crossroads roundabout traffic lights


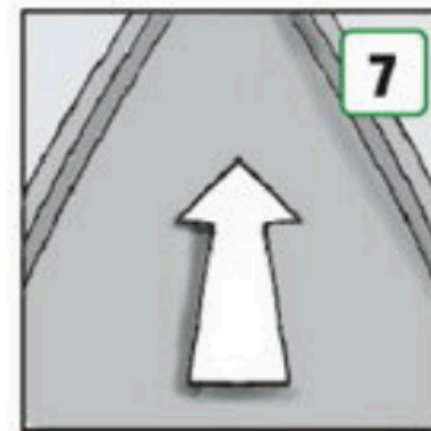
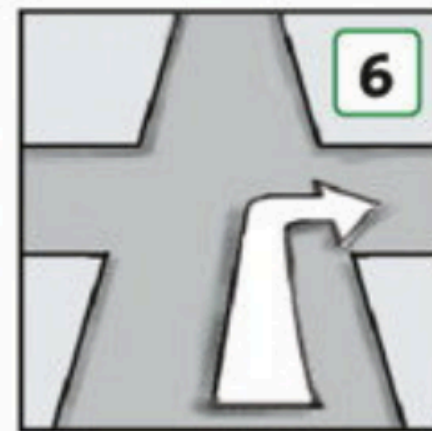


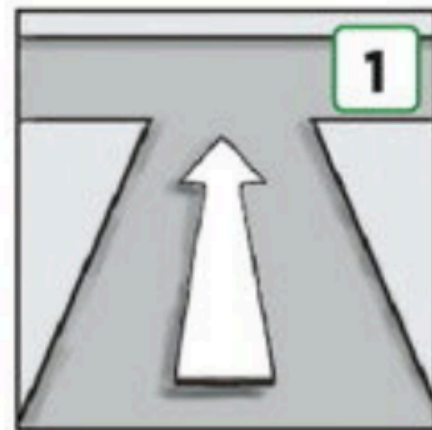
2 KEY PHRASES Match the phrases for giving directions with the diagrams.


Giving directions

- Go straight on.
- Go along King's Road.
- Take the first left.
- Go to the end of the road.
- Go past the bank.
- Turn right at the crossroads.
- Cross the road.
- Go under / over the bridge.

Location

- The ... is next to the ...
- It's between the ... and the ...
- It's opposite the ...
- It's on the corner.
- It's on your right / left.



3  **2.37** Read and listen to the dialogue. Follow the directions and find the museum on the map. Is it 1, 2 or 3?

Girl Excuse me. Can you direct me to the museum, please?

Man Sure. Go along Victoria Street, under the bridge. Take the first right. Then turn left at the traffic lights. Go past the cinema and the museum is on the corner, opposite the café.

Girl Sorry, could you repeat that, please? Go along Victoria Street, under the bridge, ...

Man Yes. Take the first right and turn left at the traffic lights. Go past the cinema and it's opposite the café, on the corner.

Girl Thanks very much.


Man You're welcome.

4 SPEAKING Look at the map. Ask and answer questions about these places using the phrases for location.

car park hospital hotel post office swimming pool

Where's the hotel?

It's opposite the restaurant. / It's on the corner, next to the police station.

- 5  **2.38** Listen to four dialogues. Follow the directions on the map. Where do the people want to go?

Speaking Strategy

If you don't understand, ask the person you are talking to to slow down, repeat, or clarify.

Could you speak more slowly, please?

Could you repeat that, please?

What does ... mean?

- 6  2.38 Read the **Speaking Strategy**. Then listen again. Which questions from the Speaking Strategy did each speaker use?

7 SPEAKING Work in pairs. Use the map and the prompts below to plan a dialogue.

A Ask B how to get to a place on the map.

A Ask for clarification.

A Thank B.

B Give directions.

B Repeat the directions.

8 SPEAKING Work in pairs. Act out your dialogue for the class.



Assignment:

WB 5G

**Vocab
builder**

By Claudia Alves