

SOLUTIONS ELEMENTARY 4
UNIT 7: DIGITAL WORLD
7D

PEGAH BAHOJB GHASEMI



7C

Listening

Listening to instructions

I can understand instructions.

Revision: Student's Book page 77




1 Match 1–9 with A–I to make instructions for setting up a new scanner.

- 1 Take the scanner from the box and remove
- 2 Connect the scanner
- 3 Turn on
- 4 Connect the scanner to your computer
- 5 Install the
- 6 Follow the
- 7 Restart your
- 8 Visit the
- 9 Download the

- A on-screen instructions.
- B computer.
- C all packaging.
- D scanner website.
- E to the power source.
- F the computer. (The green light flashes.)
- G operating instructions.
- H with the cable.
- I scanner software.

Revision: Student's Book page 77

 **1 Match 1–9 with A–I to make instructions for setting up a new scanner.**

- 1 Take the scanner from the box and remove
- 2 Connect the scanner
- 3 Turn on
- 4 Connect the scanner to your computer
- 5 Install the
- 6 Follow the
- 7 Restart your
- 8 Visit the
- 9 Download the

- A on-screen instructions.
- B computer.
- C all packaging.
- D scanner website.
- E to the power source.
- F the computer. (The green light flashes.)
- G operating instructions.
- H with the cable.
- I scanner software.

1 C 2 E
3 F 4 H
5 I 6 A
7 B 8 D
9 G

2 Complete the sequencing words and expressions. Use *a, e, i, o, u* and *y*.

1 t__ st__rt __ff w__th

2 f__rst (__f __ll)

3 s__c__ndl__

4 th__rdl__

5 n__w

6 n__xt

7 th__n

8 f__n__ll__

9 __ft__r th__t

2 Complete the sequencing words and expressions. Use *a, e, i, o, u* and *y*.

1 t__ st__rt __ff w__th

2 f__rst (__f __ll)

3 s__c__ndl__

4 th__rdl__

5 n__w

6 n__xt

7 th__n

8 f__n__ll__

9 __ft__r th__t


1 to start off with **2** first (of all)

3 secondly **4** thirdly **5** now

6 next **7** then **8** finally **9** after that

Listening Strategy

When you are listening to a set of instructions, it can help if you can first identify the steps. You can do this by identifying sequencing words (e.g. *first of all*, *secondly*, *then*, etc.). This will make it easier to understand the detail when you listen again.

- 3  2.07 Read the Listening Strategy. Then listen to three dialogues. Write the sequencing words from exercise 2 that you hear.

Dialogue 1

a _____

Dialogue 2

a _____

b _____

c _____


d _____

Dialogue 3

a _____

b _____

c _____

- 3  2.07 Read the Listening Strategy. Then listen to three dialogues. Write the sequencing words from exercise 2 that you hear.

Dialogue 1

a _____

Dialogue 2

a _____

b _____

c _____

d _____

Dialogue 3

a _____

b _____

c _____

Dialogue 1: a first

Dialogue 2: a to start off with b next c after that d finally

Dialogue 3: a first of all b next c now

4  2.07 Listen again. Choose the correct answers.

Dialogue 1

- 1 The girl can't
 - a log on.
 - b log out.
 - c remember her password.
- 2 There was a spelling mistake in the
 - a password.
 - b website address.
 - c username.

Dialogue 2

- 3 The boy has a problem
 - a with his laptop.
 - b with an external hard drive.
 - c with his homework.
- 4 The girl lends the boy
 - a a DVD.
 - b an external hard drive.
 - c her laptop.

Dialogue 3

- 5 The girl
 - a can't find the Wi-Fi network.
 - b can't get online.
 - c finds that the Wi-Fi connection is very slow.
- 6 What is the cause of the problem?
 - a Other people are using the network at the same time.
 - b The router is broken.
 - c The girl needs to be nearer to the router.

4  2.07 Listen again. Choose the correct answers.

Dialogue 1

- 1 The girl can't
 - a log on.
 - b log out.
 - c remember her password.
- 2 There was a spelling mistake in the
 - a password.
 - b website address.
 - c username.

Dialogue 2

- 3 The boy has a problem
 - a with his laptop.
 - b with an external hard drive.
 - c with his homework.
- 4 The girl lends the boy
 - a a DVD.
 - b an external hard drive.
 - c her laptop.

Dialogue 3

- 5 The girl
 - a can't find the Wi-Fi network.
 - b can't get online.
 - c finds that the Wi-Fi connection is very slow.
- 6 What is the cause of the problem?
 - a Other people are using the network at the same time.
 - b The router is broken.
 - c The girl needs to be nearer to the router.

1 a 2 c 3 a 4 a 5 c 6 a




I. Where is this?



1. Where is this?
2. What is this person doing?




1. Where is this?
2. What is this person doing?
3. What device is the person using?



1 SPEAKING Work in pairs. Write down five things you can do with your phone.


I can send messages.



1 SPEAKING Work in pairs. Write down five things you can do with your phone.

I can send messages.

TAKE PHOTOS, MAKE VIDEOS, PLAY GAMES, SURF THE INTERNET, LISTEN TO MUSIC, LOOK AT MAPS, MAKE TELEPHONE CALLS

2  3.22 Read and listen to the first part of the dialogue.

What was the problem with James's videos?

James Did you go to the music festival in the park last weekend?

Chloe No, I didn't. Did you go?

James Yes, I did. It was fun.

Chloe Did Cool Heart play?

James Yes, they did. They were brilliant.

Chloe Did you take any photos?


James No, I didn't take any photos, but I filmed a few songs.
Look ...

Chloe I can't hear anything. There's no sound!

James Oh no! It didn't work.

Chloe Did you have your finger over the microphone?

James Yes, maybe. I didn't check. I'm useless with technology!

2  3.22 Read and listen to the first part of the dialogue.
What was the problem with James's videos?

James Did you go to the music festival in the park last weekend?

Chloe No, I didn't. Did you go?

James Yes, I did. It was fun.

Chloe Did Cool Heart play?

James Yes, they did. They were brilliant.

Chloe Did you take any photos?

James No, I didn't take any photos, but I filmed a few songs.
Look ...


Chloe I can't hear anything. There's no sound!

James Oh no! It didn't work.

Chloe Did you have your finger over the microphone?

James Yes, maybe. I didn't check. I'm useless with technology!

- Where was the music festival?
- Which band do James and Chloe talk about?
- Did James take any photos?

2  3.22 Read and listen to the first part of the dialogue.

What was the problem with James's videos?

James Did you go to the music festival in the park last weekend?

Chloe No, I didn't. Did you go?

James Yes, I did. It was fun.

Chloe Did Cool Heart play?

James Yes, they did. They were brilliant.

Chloe Did you take any photos?

James No, I didn't take any photos, but I filmed a few songs.
Look ...

Chloe I can't hear anything. There's no sound!

James Oh no! It didn't work.

Chloe Did you have your finger over the microphone?

James Yes, maybe. I didn't check. I'm useless with technology!

There's no sound. He probably had his finger over the microphone.

- 3 Find all the examples of the past simple negative and interrogative in the dialogue in exercise 2. Then complete the **Learn this!** box with *did* and *didn't*.

LEARN THIS! Past simple (negative and interrogative)



- a** We form the past simple negative with _____ + the infinitive without *to*.
- b** We form the past simple interrogative with _____ + *he / they / you*, etc. + the infinitive without *to*.
- c** We form short answers with _____ and _____.

3 Find all the examples of the past simple negative and interrogative in the dialogue in exercise 2. Then complete the **Learn this!** box with *did* and *didn't*.

Negative No, I didn't. No, I didn't take any photos. It didn't work. I didn't check.

Interrogative Did you go to the music festival ... ? Did you go? Did Cool Heart play? Did you take any photos? Did you have your finger over the microphone?

LEARN THIS! Past simple (negative and interrogative)



- a** We form the past simple negative with _____ + the infinitive without *to*.
- b** We form the past simple interrogative with _____ + *he / they / you*, etc. + the infinitive without *to*.
- c** We form short answers with _____ and _____.

**A. DIDN'T
(DID NOT)
B. DID
C. DID,
DIDN'T**

4 Make the sentences negative.

- 1 Tom went to bed before 10 p.m. last night.
- 2 I caught the bus to school.
- 3 Sarah had a dream last night.
- 4 We studied English in primary school.
- 5 My friend watched TV before school this morning.
- 6 Sarah and Fred had breakfast this morning.

4 Make the sentences negative.

- 1 Tom went to bed before 10 p.m. last night.
- 2 I caught the bus to school.
- 3 Sarah had a dream last night.
- 4 We studied English in primary school.
- 5 My friend watched TV before school this morning.
- 6 Sarah and Fred had breakfast this morning.

- 1 Tom didn't go to bed before 10 p.m. last night.
- 2 I didn't catch the bus to school.
- 3 Sarah didn't have a dream last night.
- 4 We didn't study English in primary school.
- 5 My friend didn't watch TV before school this morning.
- 6 Sarah and Fred didn't have breakfast this morning.

5 Make questions from the sentences in exercise 4. Use *you* and the past simple.

Did you go to bed before 10 p.m. last night?

5 Make questions from the sentences in exercise 4. Use *you* and the past simple.

Did you go to bed before 10 p.m. last night?

2 Did you catch the bus to school?

3 Did you have a dream last night?

4 Did you study English in primary school?

5 Did you watch TV before school this morning?

6 Did you have breakfast this morning?



6 SPEAKING Work in pairs. Ask and answer the questions in exercise 5.

Did you go to bed before
10 p.m. last night?

Yes, I did. / No, I didn't.



**IS IT PAST OR
PRESENT TIME?**



**IS IT PAST OR
PRESENT TIME?**

Is it OK to say:

Did they students?



IS IT PAST OR
PRESENT TIME?

~~Is it OK to say:~~

~~Did they students?~~



**IS IT PAST OR
PRESENT TIME?**

~~Is it OK to say:~~

~~Did they students?~~

Were they students?

Yes, they were.

LOOK OUT!



Remember that we don't use *did / didn't* to make the past simple negative and interrogative forms of *be* and *can*.

LOOK OUT!



Remember that we don't use *did* / *didn't* to make the past simple negative and interrogative forms of *be* and *can*.

Be verbs → was and were

Can → could

7  3.23 Read the **Look out!** box. Then complete the rest of the dialogue with the past simple negative or interrogative form of verbs in brackets. Listen and check.

Chloe Never mind. Tell me about the festival.

¹ _____ (be / you) close to the stage?

James No, I ² _____ (be / not). I ³ _____ (not / can) see very well. That's why I wanted to film it.

Chloe What kind of music ⁴ _____ (Cool Heart / play)?

James Mostly dance music. They ⁵ _____ (not / play) any of their new songs.

Chloe ⁶ _____ (be) the other bands good?

James Yes, they were. But I ⁷ _____ (not / hear) all of them. I left early because I ⁸ _____ (not / want) to miss the last bus.

7  3.23 Read the **Look out!** box. Then complete the rest of the dialogue with the past simple negative or interrogative form of verbs in brackets. Listen and check.

Chloe Never mind. Tell me about the festival.

¹ _____ (be / you) close to the stage?

James No, I ² _____ (be / not). I ³ _____ (not / can) see very well. That's why I wanted to film it.

Chloe What kind of music ⁴ _____ (Cool Heart / play)?

James Mostly dance music. They ⁵ _____ (not / play) any of their new songs.

Chloe ⁶ _____ (be) the other bands good?

James Yes, they were. But I ⁷ _____ (not / hear) all of them. I left early because I ⁸ _____ (not / want) to miss the last bus.

1 Were you **2** wasn't **3** couldn't **4** did Cool Heart play
5 didn't play **6** Were **7** didn't hear **8** didn't want

8 Complete the table with the verbs below. Then tick the things that were true for you yesterday.

be eat go help meet play send surf use

What did you do yesterday?	You	Your partner
1 _____ to the cinema		
2 _____ with the housework		
3 _____ social media		
4 _____ out		
5 _____ your friends		
6 _____ computer games		
7 _____ a lot of texts		
8 _____ the internet		
9 _____ in bed before 11 p.m.		

8 Complete the table with the verbs below. Then tick the things that were true for you yesterday.

be eat go help meet play send surf use

What did you do yesterday?	You	Your partner
1 _____ to the cinema		
2 _____ with the housework		
3 _____ social media		
4 _____ out		
5 _____ your friends		
6 _____ computer games		
7 _____ a lot of texts		
8 _____ the internet		
9 _____ in bed before 11 p.m.		

Did you ..

1 go

2 help

3 use

4 eat


5 meet

6 play

7 send

8 surf

9 be



9 SPEAKING Work in pairs. Take turns to ask and answer questions using the table in exercise 8. Tick the things that your partner did.

Did you go to the cinema?

Yes, I did. / No, I didn't. What about you? Did you ... ?

9 SPEAKING Work in pairs. Take turns to ask and answer questions using the table in exercise 8. Tick the things that your partner did.

Did you go to the cinema?

Yes, I did. / No, I didn't. What about you? Did you ... ?

10 SPEAKING Tell the class what your partner did yesterday. Use the past simple affirmative and negative.

Jack went to the cinema. He didn't ...

Listen and fill in the blanks.(Track 3.21)

1 Help Desk Hello, Help Desk.

Man Oh, hi. I've got a problem my computer. I can't get online.

HD OK., check the cable at the back of the computer. Is it

M Yes, it is.

HD Now go to 'Settings'.

M OK, 'Settings'. OK, I'm there.

HD Then click on 'Network'.

M Click on 'Network'. OK!

HD Next, the network you want to

M OK. I'm 'Office network'.

HD Finally, your

M I can't what it is ... Oh, yes, I remember! It's 'password'. P, A, S, S, W, O, R, D.

HD That isn't a very password.

M But it's easy to remember! ... Oh, it's working now. I'm back online. Thanks for your help.

HD You're welcome. I could help.

1 Help Desk Hello, Help Desk.

Man Oh, hi. I've got a problem my computer. I can't get online.

HD OK., check the cable at the back of the computer.

Is it

M Yes, it is.

HD Now go to 'Settings'.

M OK, 'Settings'. OK, I'm there.

HD Then click on 'Network'.

M Click on 'Network'. OK!

HD Next, the network you want to

M OK. I'm 'Office network'.

HD Finally, your

M I can't what it is ... Oh, yes, I remember! It's 'password'. P, A, S, S, W, O, R, D.

HD That isn't a very password.

M But it's easy to remember! ... Oh, it's working now. I'm back online. Thanks for your help.

HD You're welcome. I could help.

- With
- First of all
- Connected
- Choose / join
- Choosing
- Enter / password
- Remember
- Safe
- Glad

2 Help Desk Good morning. IT Help Desk.

Woman Oh, good morning. I can't find some important They were in a folder on my desktop. I think I deleted them. Can I get them back, do you think?

HD Have you the Recycle bin?

W The recycle bin? No. The documents aren't in the recycle bin. I'm talking about documents on my computer.

HD Yes, I that. I'm talking about the Recycle bin on your computer. It's usually in the bottom right corner of the
Can you see it?

W Oh, yes! Sorry! There it is.

HD So, first of all, on it. Then find the documents you are looking for.

W Yes, I can see them.

HD Finally, drag the documents back into the folder.

W Oh, great. Thank you very much. I was really
..... to write those documents!

2 Help Desk Good morning. IT Help Desk.

Woman Oh, good morning. I can't find some important They were in a folder on my desktop. I think I deleted them. Can I get them back, do you think?

HD Have you the Recycle bin?

W The recycle bin? No. The documents aren't in the recycle bin. I'm talking about documents on my computer.

HD Yes, I that. I'm talking about the Recycle bin on your computer. It's usually in the bottom right corner of the Can you see it?

W Oh, yes! Sorry! There it is.

HD So, first of all, on it. Then find the documents you are looking for.

W Yes, I can see them.

HD Finally, drag the documents back into the folder.

W Oh, great. Thank you very much. I was really
..... to write those documents!

- I wonder if you can help me
- Documents
- Accidentally
- Emptied
- Realized
- Screen
- Double click
- Drag them onto the desktop
- Worried
- It took me hours

3 Help Desk Good afternoon. Sally speaking.?

Man Oh, hi, Sally. Ben here. I've got a problem with a
..... When I it into the computer, I can't see it. The
computer doesn't it.

HD OK. Is the memory stick in the computer?

M Yes, it is.

HD First, the memory stick.

M OK.

HD Then plug it in to a USB

M No, I still can't see it on the screen.

HD Have you got another memory stick there?

M No, but I can one. Anna, can I borrow your memory
stick for a moment?

Woman Sure.

HD Plug that in. See if the computer recognises it.

M Uh, yes, it does. I can see it.

HD Right. Your memory stick isn't working for some reason. You
can bring it to the Help Desk office and,

.....

M Thanks. You're in room 204, aren't you? Is 10.30 OK?

HD Yes. Fine.

M Great. See you then.

3 Help Desk Good afternoon. Sally speaking.?

Man Oh, hi, Sally. Ben here. I've got a problem with a
..... When I it into the computer, I can't see it. The
computer doesn't it.

HD OK. Is the memory stick in the computer?

M Yes, it is.

HD First, the memory stick.

M OK.

HD Then plug it in to a USB

M No, I still can't see it on the screen.

HD Have you got another memory stick there?

M No, but I can one. Anna, can I borrow your memory
stick for a moment?

Woman Sure.

HD Plug that in. See if the computer recognises it.

M Uh, yes, it does. I can see it.

HD Right. Your memory stick isn't working for some reason. You
can bring it to the Help Desk office and,
.....

M Thanks. You're in room 204, aren't you? Is 10.30 OK?

HD Yes. Fine.

M Great. See you then.

- How can I help
- Memory stick / plug
- Recognize
- Take out
- Different / port
- Borrow
- I can have a look at it

ASSIGNMENT:
WORKBOOK 7D
GRAMMAR BUILDER PAGE 136

DEADLINE: SUNDAY