

SOLUTIONS INTERMEDIATE 3
UNIT 5: TECHNOLOGY
5A

PEGAH BAHOJB GHASEMI




**HOW DO YOU
SPEND YOUR
FREE TIME?**











Mouse



Cd



Memory Card



Diode



Sim Card



Gaming Keyboard



Walkie Talkie



Router



Smart Microwave



Smart Car



Smart Fridge



Coffee Grinder



Heater



Geyser



Chat Bot



Water Purifier



Solar Panels



Projector



Treadmill



Cloud Storage



Steam Mop



Dishwasher



Arcade Game



Car Tracker



Space Ship

TECHNOLOGICAL DEVICES



**HOW MANY HOURS
DO YOU SPEND ON
THEM EACH DAY?**

1 VOCABULARY How many of these things do you use a computer or tablet for?
What else do you use them for?

Digital activities do your homework download music follow people on Twitter
play games read / write a blog shop use social networking sites (e.g. Facebook)

2 **SPEAKING** Work in pairs. Ask and answer about the activities in exercise 1. Use *How often ... ?* Give extra information in your answer.

How often do you download music?

Not very often. I usually listen to music online. What about you?



TECH SAVVY



How tech-savvy are you?

Answer 1, 2, 3 or 4 for each question.
Make a note of your scores.

1 = I don't know what you're talking about.

2 = No, I don't think I can do that.

3 = I've never done that, but I think I know how.

4 = Yes, I can do that.

Do you know how to ...

a 'program a simple game?

b ² _____ a video clip to YouTube?

c use Google to ³ _____ within a specific website?

d ⁴ _____ your profile on a social networking site?

e post, ⁵ _____ on and ⁶ _____ contributions on a social networking site?

f ⁷ _____ a new email account?

g ⁸ _____ to a Wi-Fi hotspot with your tablet or phone when you're away from home?

h ⁹ _____ to a YouTube channel?

i ¹⁰ _____ a text message you've received from one friend to another friend?

j ¹¹ _____ a document directly from your phone?

k ¹² _____ an app on your phone?

3 **VOCABULARY** Complete the quiz questions with the verbs below.

Computing verbs comment forward install log on print
program rate search set up subscribe update upload




- 4 **SPEAKING** Work in pairs. Ask and answer the quiz questions. Calculate your partner's score. Then tell your partner how tech-savvy he or she is. Compare your results with your partner's.

11-16 You are not at all tech-savvy. That's fine, but be careful not to get left behind! There are lots of ways in which computers and smartphones can make life easier.

17-22 You have a basic knowledge of computer technology, but you'd probably rather make a phone call than send a text, meet face-to-face than chat online, and read a paper book than use an e-reader.

23-33 You understand technology and are pretty good at using it. You probably aren't the first to hear about new gadgets, apps and websites, but you are willing and quick to learn.

34-44 You are plugged in – a real computer geek! You can handle any gadget or software. That's fantastic, but make sure there's lots of personal contact with friends and family in your life too.

- 5  **2.14 VOCABULARY** Match a–e with 1–5 and f–j with 6–10. Then listen and check.

Computing: useful collocations

1 open / close	a the trash, the recycle bin
2 save	b a page, a menu, a document
3 enter	c your password, your username, your name, your address
4 scroll up / down	d a document, a file, a photo, your work
5 empty	e an app, a new window, a folder, a file, a document
6 check / uncheck	f a link
7 follow	g a box
8 copy and paste	h a button, an icon, a link
9 create	i text, a photo, a file, a document, a link, a folder
10 click / double click on	j an account, a document, a file, a link, a folder

6  **2.15** Listen to three helpline dialogues. Circle the correct answers (a–c).

- 1 The customer doesn't know how to
 - a enter his payment details.
 - b add items to the basket.
 - c get money off something he wants to buy.
- 2 The technical support assistant advises the woman to
 - a send the email to the bank, then remove it from her computer.
 - b click on the link in the email.
 - c choose a new password.
- 3 The man can
 - a send emails, but can't receive them.
 - b receive emails, but can't send them.
 - c send and receive emails from one email account, but not from another.



DON'T OPEN THE LINK!




RECYCLE! Imperatives

We form imperatives with the infinitive of the verb without *to*. We form the negative with *don't*.

Please reply to my email. Don't click on that link.

We put *always* and *never* before the verb in affirmative imperatives.

Never click on links in spam email.

- 7  2.15 Read the **Recycle!** box. Then listen again and complete the sentences with the affirmative or negative imperative of the verbs below.

click on delete enter follow log on

Dialogue 1

¹ _____ that button just yet. ² _____ the discount code first.

Dialogue 2

And then you should ³ _____ the email.
And whatever you do, ⁴ _____ any links contained in the email.

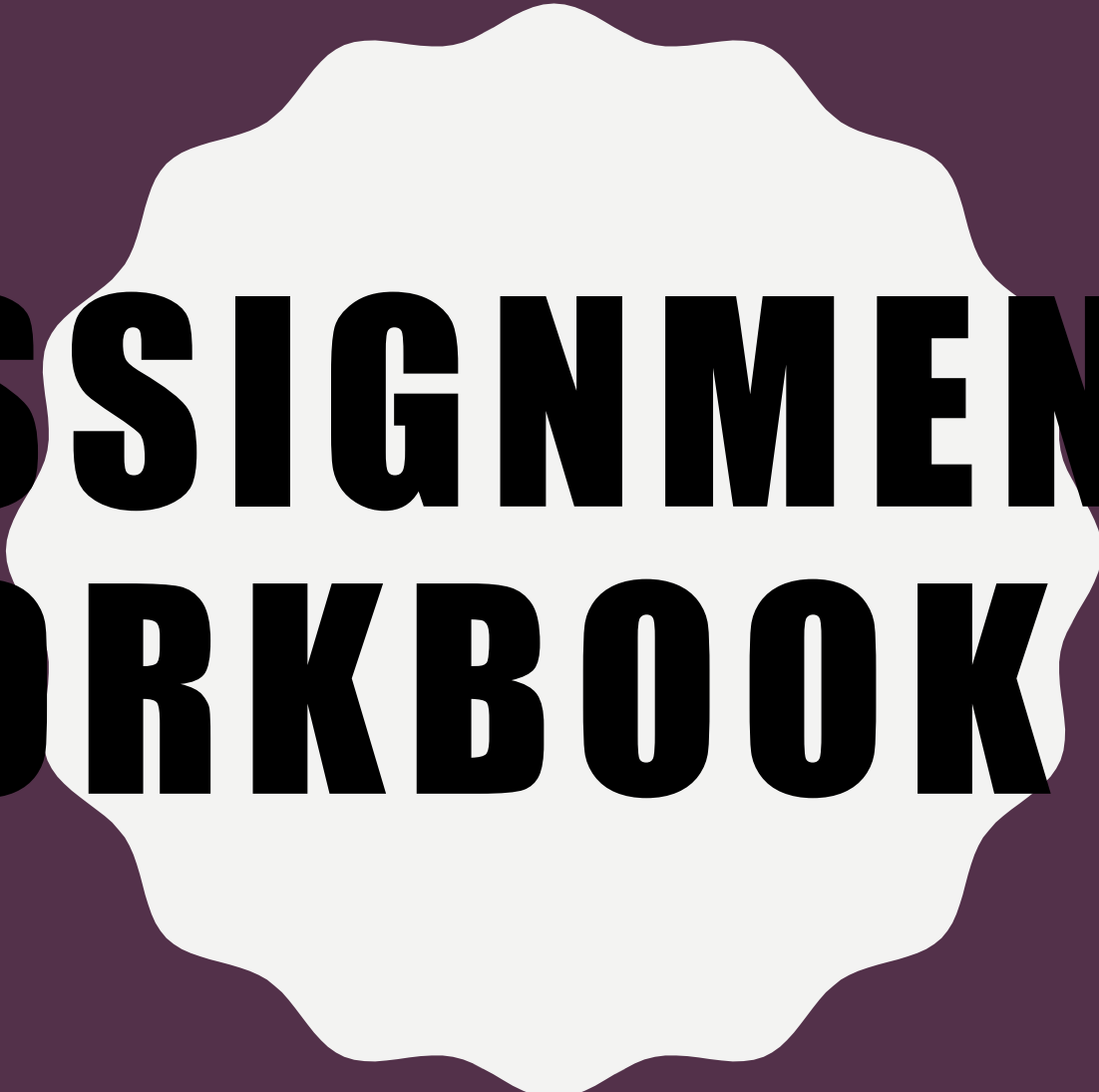
Dialogue 3

⁵ _____ to your email account. Once you've got it, you can reset your password.

8 SPEAKING Work in pairs. Give each other instructions on how to do four of these things. Use words from exercises 3, 5 and 7 to help you, and use the imperative.

- 1 buy and download a song
- 2 watch a YouTube clip
- 3 create a new document
- 4 buy something online
- 5 comment on a Facebook post
- 6 add an emoji to a text message
- 7 set up an event on a social networking site
- 8 your ideas

To download a song, first open iTunes.
Then click on the iTunes Store icon.
Then type the name ...



**ASSIGNMENT:
WORKBOOK 5A**

DEADLINE: THURSDAY