

SOLUTIONS PRE-INTERMEDIATE 1
UNIT 2: LANDSCAPES
2G

PEGAH BAHOJB GHASEMI

2F

Reading

Staying alive

I can understand a survival story.

Revision: Student's Book page 25

- 1 Match the pairs of adjectives with similar meanings.
Put them in the correct columns.


astounding bad big disgusting exhausted
filthy good hungry sad stunning
tasty terrifying tiny

Simple adjective	Extreme adjective
surprising	1astounding
2	delicious
beautiful	3
4	awful
unpleasant	5
6	starving
small	7
8	brilliant
frightening	9
10	tragic
dirty	11
12	huge
tired	13

2 Read the text. Underline five extreme adjectives from exercise 1.

Alone at sea

- A** On 29 January 1982, Steven Callahan left the Canary Islands in a small yacht.
1 ____ But a week later, during an awful storm, something (probably a whale)
hit the yacht and made a huge hole in it. 2 ____ He had to act quickly!
- B** Steven got into an inflatable life raft and just had time to get a sleeping
5 bag, a first-aid kit, some food, maps, and a torch from the yacht before
it sank. He also managed to get a copy of a book called *Sea Survival*.
3 ____ But he couldn't rescue the radio from the yacht.
- C** 4 ____ His food ran out after a few days so he had to survive by
catching sea-birds, fish and flying fish. He drank rain water which
10 he caught in the raft.
- D** After about two months at sea, the raft was 3,300 km from the
place where the yacht sank. 5 ____ But unfortunately they didn't
see him. He was beginning to think that he might not survive.
He was starving, exhausted, weak and very thin.
- E** 15 Finally, after 76 days, some fishermen saw the sea-birds that were flying
around the raft and took Steven to the island of Guadeloupe. After his
terrifying experience, he was finally in the Caribbean!



Reading Strategy

When you do a task with gapped sentences in a narrative text, look carefully at the sentence before each gap and think about what is likely to happen next. Then look at the options and see which of the sentences matches your ideas. Finally, check that the text reads smoothly with your chosen sentence in place.

3 Read the Reading Strategy. Match sentences A–G with gaps 1–5 in the text. There are two extra sentences.

- A During this time, Steven saw nine ships.
- B Water was coming in and the boat was sinking fast.
- C But he couldn't swim back to the yacht.
- D It contained lots of useful information about surviving at sea.
- E He was planning to sail to the Caribbean.
- F Some men were fishing near Steven's raft.
- G Alone in the life raft, Steven travelled slowly across the Atlantic Ocean.

4 Read the text again, including the missing sentences.
Are the sentences true (T) or false (F)? Write the paragraph (A–E) which contains the answer.

- 1 Steven wanted to sail to the Canary Islands. T or F?
Paragraph?
- 2 Steven's nightmare started four days into the trip. T or F?
Paragraph?
- 3 Steven managed to get some useful things from the sinking yacht. T or F? Paragraph?
- 4 Steven ate birds and fish in order to survive. T or F?
Paragraph?
- 5 Steven didn't reach the Caribbean. T or F? Paragraph?



**WHAT EQUIPMENT
ARE REQUIRED TO
DO EXTREME
SPORTS?**



ROPE



ROPE



SAFETY HARNESS





DINGHY





POLES





PADDLE





RUCKSACK





PARACHUTE





1 **VOCABULARY** Match two or more of the pieces of equipment below with each photo (A–C).

Sports equipment boots helmet dinghy life jacket
paddles poles rope rucksack safety harness

A _____
B _____
C _____



WHO IS HE?



WHO IS HE?
WHERE ARE THEY?



WHO IS HE?
WHERE ARE THEY?
WHAT ARE THEY DOING?



WHO IS HE?

WHERE ARE THEY?

WHAT ARE THEY DOING?

WHAT THEY ARE GOING TO DO?



WHO IS HE?

WHERE ARE THEY?

WHAT ARE THEY DOING?

WHAT THEY ARE GOING TO DO?


WHAT HAVE THEY DONE?



Speaking Strategy

Make sure your photo description has a simple structure. Start by saying what the photo shows in general (Who? What? Where?). Then mention interesting details. You can finish with a personal comment or some speculation.

- 2  1.22 Read the **Speaking Strategy**. Then listen to two students describing photos A and B. Who follows the strategy better, in your opinion?

- 3  1.22 **KEY PHRASES** Complete the phrases for describing a photo with the words below. You need to use some words more than once. Then listen again and check.

at in looks on seems shows

Describing a photo

The photo ¹ _____ ...

² _____ the foreground / background

³ _____ the top left corner / bottom right corner

⁴ _____ the top / bottom

⁵ _____ the left / right

⁶ _____ the centre

It ⁷ _____ like a ...

It ⁸ _____ as if they're ...

She ⁹ _____ to be ...

4 **SPEAKING** In pairs, describe photos A and B. Follow the advice in the **Speaking Strategy** and use phrases from exercise 3.

5 **KEY PHRASES** Work in pairs. How do you think the people in photos A and B are feeling? Use the words below or other adjectives from lesson 1A on page 8.

angry bored calm excited nervous relaxed
scared shocked


Speculating about feelings


She's probably feeling ... and ...

I expect they're feeling ... , but maybe a bit ...

Judging by her expression, I'd say ...

To me, they look as if they're feeling ...

6  1.23 Listen to the second student answering the teacher's questions about photo B. Which adjectives from exercise 5 does she use?

7  1.23 Listen again. Complete the phrases at the beginning of extracts 1–6. Then translate the phrases.

1 *Well, basically*, you can see it in their faces.

2 _____, no, I wouldn't.

3 _____, the worst thing would be that I couldn't stop.

4 _____, I went on a bike ride with a friend of mine.

5 _____, it was a really good day out.

6 _____ that's the last time I did an outdoor activity.

8 SPEAKING Describe photo C using words and phrases from this lesson. Then ask and answer these questions.

- 1 Do you think the person is enjoying himself? Why do you think that?
- 2 Would you like to try this activity? Why? / Why not?
- 3 Can you tell me about the last time you did an outdoor activity?

Work in pairs.**Student A** Choose two pictures. Say the numbers.**Student B** Make a sentence with Student A's pictures. Use the past continuous and the past simple.

Number 17 and Number 25.

As I was walking on the beach, I found a diamond ring in the sand.



ASSIGNMENT:
WORKBOOK- 2G
VOCABULARY BUILDER
P.118

DEADLINE: TUESDAY