





Review: a / an



1



2



3



A: What do you see in picture 1?

B: I see six girls.


5



4



7



6




8



Lecture time!

- Talk about your favorites. (colors-months- days- numbers)





Prepare A1


Session 5; Page 12-13


VOCABULARY

Colours


GRAMMAR

this, that, these, those






















1 Match the colours to the words.

EP

black
orange


blue
red

brown
white

green
yellow

grey

1 *orange*



2 Say the colour, not the word!

0 **black** *yellow*

1 **blue**

2 brown

3 **green**

4 **grey**

5 **orange**

6 **red**

7 white

8 **yellow**

3 Write sentences.

The pencil is yellow.

0



1



2



3




4



5



This



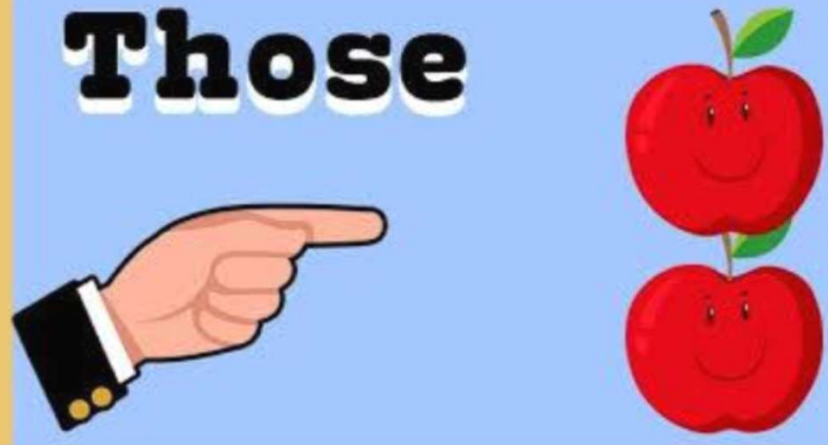
That




These



Those





1 Read the sentences. Match them to the pictures.

- | | | | |
|---|---------------------------|-------------------------------------|---|
| 1 | This pencil is red. | <input checked="" type="checkbox"/> | C |
| 2 | These pencils are orange. | <input type="checkbox"/> | |
| 3 | That book is green. | <input type="checkbox"/> | |
| 4 | Those books are blue. | <input type="checkbox"/> | |

2 Complete the sentences with *this, that, these, those* and a colour word.




0 This desk is brown.



1 _____ desk is _____.



2 _____ pens are _____.



3 _____ pens are _____.




4 _____ ruler is _____.



5 _____ ruler is _____.

1




2



3




4




5




6



7



8



A: what are those in picture 3?
 B: they are pens.

A:What is that in picture 1?
 B:It's a pen.

A:What color **are these** erasers ?

B:They are white.



Homework:

- Workbook page 6 exercise 8
- Workbook page 7 exercise 3
- Grammar reference and practice page 136 exercise 2