



Prepare

Session 10

Workbook,
pages 12-13

1 Look at the pictures. Complete the table with the words in the box.

baby child brother children dad
daughter father husband mother
mum parents sister son wife



daughter



son



child

2 Write the word. Use words from Exercise 1.

0 parents and children

1 son and _____

2 _____ and wife

3 brother and _____

4 mother and _____

5 _____ and dad

3 Write about your family.

Susan is my mother. Michael is my father. _____

4 Read the email. What nationality is Selen?

Hi Olga,

Thank you very much for your email and the photos of your family and of your country, Russia. How old is your sister?

I'm 13 years old too! Look at my photo – this is me with my new phone!

This is a photo of my family. My family is Turkish. We're from a place called Izmir. Izmir is in Turkey.

My mum's name is Dilan and my father's name is Ali. My sister is called Azra. She is 11 years old. Our brother is five years old. His name's Hasan. He is a very funny boy!

Love from,

Selen

5 Read again. Match the names to the family words.


- | | |
|----------------|------------------|
| 1 Azra | a mother |
| 2 Ali | b sister |
| 3 Hasan | c father |
| 4 Dilan | d brother |

6 Read again. Are the sentences right (✓) or wrong (✗)?

- | | |
|----------------------------------|-------|
| 1 Olga is 15. | _____ |
| 2 Olga is from Russia. | _____ |
| 3 Selen is from Izmir. | _____ |
| 4 Selen is 14 years old. | _____ |
| 5 Azra is five years old. | _____ |
| 6 Hasan is very funny. | _____ |

- 1** Look at the picture. Complete the sentences.
Write *Billy's* or *Laura's*.

- 0 Liam is Laura's son.
1 Liam is _____ brother.
2 Holly is _____ sister.
3 Holly is _____ daughter.
4 Nick is _____ husband.
5 Nick is _____ father.



Determiners

2 Complete the table.

pronoun	determiner
I	1 _____
you	2 _____
he	3 _____
she	4 _____
we	5 _____
they	6 _____

3 Choose the correct words to complete the sentences.

0 I'm Liam and Holly is my / your sister.

1 Laura and Nick are *our* / *their* parents.

2 Laura is *our* / *their* mum.

3 Nick is *our* / *their* dad.



4 We're *our* / *their* children.

5 I'm *our* / *their* son.

6 Holly is *our* / *their* daughter.

4 Complete the text with *our* or *their*.

Families around the world:

Mexico



My name is Luis and this is my sister Mariana. We are from Mexico.

This is ⁰ _____ *our* _____ family.

¹ _____ parents are Sandra and Esteban. Sandra is ² _____

mum. Esteban is ³ _____ dad. We're ⁴ _____ children.

I'm ⁵ _____ son. Mariana is

⁶ _____ daughter.

Practice

1 Complete the sentences with *my, your, his, her, its, our* or *their*.

0 This is George and Sarah and they are my mum's friends.

1 Alessandro and Laura live in England, but _____ dad's from Argentina.

2 Hi! We're James and Charlotte and this is _____ dog, Spotty.

3 Is that your brother? What's _____ name?

4 Hi Dan, is _____ sister at school?

5 This is Anna. It's _____ birthday today!

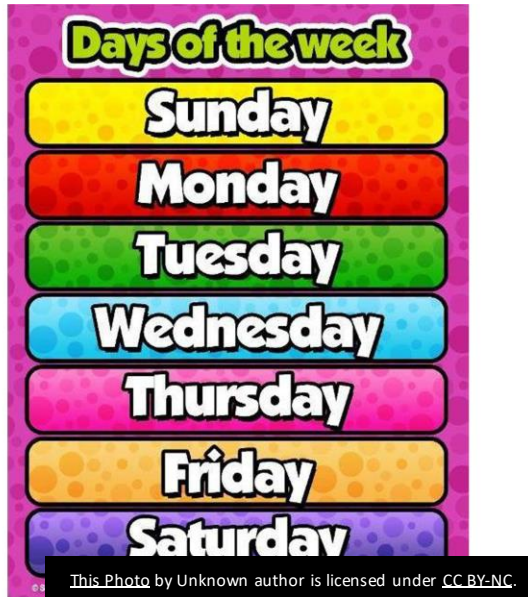
6 Is that your school? What's _____ name?

2 Look at the picture and complete the sentences with the correct names and 's.



- 1 Sally is _____, _____ and _____ mother.
- 2 Nat is _____ and _____ son, and _____ and _____ brother.
- 3 Jason is _____, _____ and _____ father.
- 4 Katie is _____ and _____ sister, and _____ and _____ daughter.
- 5 Sally is _____ wife.
- 6 Jason is _____ husband.

Lecture1: Talk about your favorites. (colours-months- days- numbers)























Listen and check. Then repeat the sentences.

VOCABULARY

AND

LISTENING

Adjectives: feelings

1 Look at the photos. Complete the sentences with the words in the box.

EP

bored	clever	funny
happy	hot	hungry
nice	sad	tired

- 0 I'm happy .
- 1 I'm _____ .
- 2 I'm _____ .
- 3 I'm _____ .
- 4 I'm _____ .
- 5 She's _____ .
- 6 You're _____ .
- 7 They're _____ .
- 8 She's _____ .



2 Play a game with your partner. Decide who is Student A and who is Student B.

Student A, think of an adjective. Make a noise or do an action and help Student B, think of the correct word. Don't say a word!



3 Look at the picture story. Listen and number the pictures in the right order.





22

4 Listen again. Write *yes* or *no*.

Conversation 1 Bella is Spanish. *no*

Conversation 2 Bella is hungry.

Conversation 3 Sue is hot.

Conversation 4 The film is funny.

Conversation 5 Sue and Bella are bored.

Conversation 6 Bella is happy.







GRAMMAR

be ? and short answers

1 Look at the picture story again. Match the Yes / No questions to the short answers.

Yes / No questions

Are you Spanish?
Are you hungry?
Is she hot?
Is the film funny?
Are you bored?
Are they tired?

Short answers

No, **we aren't**.
No, **it isn't**.
Yes, **she is**.
No, **they aren't**.
Yes, **I am**.
No, **I'm not**.

Wh- questions

Where **are you** from?
What **is your name**?
How old **are you**?

Remember

You are Spanish.



Are you Spanish?

2 Put the words in order and make questions.

0 is / How / old / friend / your / ?

How old is your friend?

1 they / Are / tired / very / ?

2 happy / she / Is / ?

3 is / What / phone / number / your / ?

4 Where / they / from / are / ?

5 your / When / is / birthday / ?

6 name / is / What / your / ?

3 Complete the conversations.

0 Are your friends hot?

No, they aren't. They're fine!

1 _____ you tired?

No, we _____.

2 _____ your parents Russian?

Yes, they _____.

3 _____ Tom sad?

No, he _____. He's bored.

4 _____ you bored?

No, I _____. I'm tired.

5 _____ your teacher clever?

Yes, she _____.

6 _____ your brothers hungry?

No, they _____.

6 Complete the web page about you.

Home Profile Friends

Me Info Photos +

Name

Age

Nationality

Today I'm

happy sad bored

hot angry

7 Ask your partner questions and write a new web page for him or her in your notebook.


7 Ask your partner questions and write a new web page for him or her in your notebook.



WRITING

- 1** Make a new web page for a person in your family in your notebook. Use the web page in Exercise 6 to help you.

Use full sentences. **B**egin your sentences with a capital letter and end them with a full stop ●

- 
- Homework:
 - Workbook page 14-15
 - Grammar reference and practice page 138 exercises 3-4-5
 - Pamphlet page 13
- 