

PREPARE

SESSION 4



- Pamphlet, p5








7



8





1. S _ _ t d _ _ wn

2. Op _ _ n y _ _ ur b _ _ _ k

3. L _ _ s t _ _ n

4. Re _ _ d

5. St _ _ nd _ _ p

6. Cl _ _ s _ _ yo _ _ r b _ _ _ k

7. W _ _ _ _ _ _ _ _

8. L _ _ _ _ _





2. What are they saying? Complete the speech bubbles.


Listen. Write. Stand up. Look. Open your book.


Example:




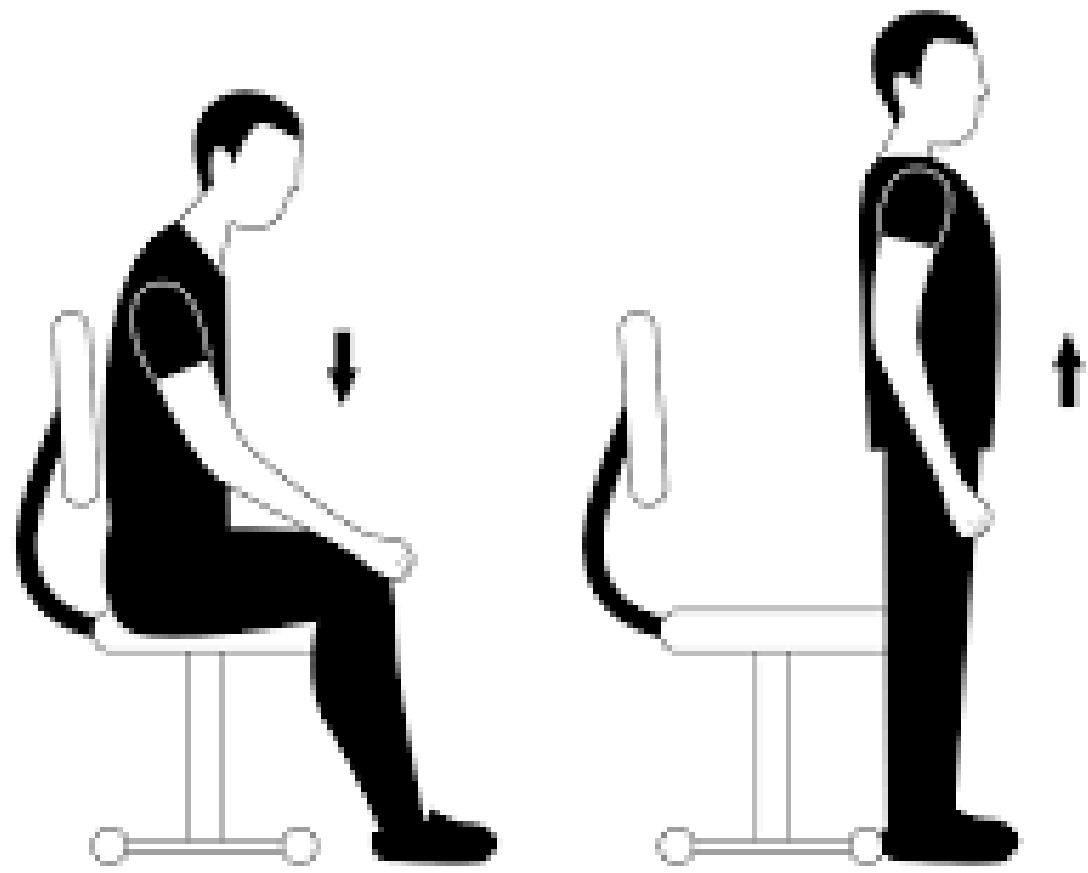
















Shutterstock.com















Pair work


- What's your name?
 - How do you spell your name?
 - How old are you?
 - Where do you live?
 - What day is it today?
- 




















1 Listen and repeat.







GRAMMAR

a / an

a ruler a book an apple an orange
two rulers three books





1 Point to things in the book and in your classroom and say what you can see.




a board

a pencil case

three pencils







1 Match the colours to the words.

EP

black
orange

blue
red

brown
white

green
yellow

grey

1 orange



0 **black** *yellow*

1 **blue**

2 brown

3 **green**

4 **grey**

5 **orange**

6 **red**

7 white

8 **yellow**

3 Write sentences.

The pencil is yellow.

0



1



2



3



4



5





Lecture 1: Talk about your favorites. (colours-months- days- numbers)





Workbook page 6 exercise 7
Workbook page 6 grammar a/an Grammar reference and
practice page 136 exercise 1

