

Prepare

5th Session

Workbook, page 6

7 Look at the picture and write the words. Use *one, two, three, four* and *six*.



apple books boys desk girls orange pen pencils ruler teacher

0 four books

1 _____

2 _____

3 _____

4 _____

5 _____

6 _____

7 _____

8 _____

9 _____

GRAMMAR

a / an

1 Write *a* or *an*.

- 0 _____ *a* _____ blue book
- 1 _____ orange pencil case
- 2 _____ picture
- 3 _____ green rubber
- 4 _____ apple
- 5 _____ red pen

Grammar reference and practice page 136 exercise 1

STARTER UNIT

A / AN

a cake

a picture

an apple

an orange

Practice

A



B



C




D



1 What do you see in the pictures? Use *a* or *an*.












This is _____ orange.



This is _____ apple.

Colours






JetPens













orange



black



green



brown



grey




yellow



white



red



blue

VOCABULARY

Colours

1 Match the colours to the words.

EP

black

blue

brown

green

grey

orange

red

white

yellow

1 *orange*

1



2



3



4



5



6



7



8



9



2 Say the colour, not the word!

0 **black** *yellow*

5 **orange**

1 **blue**

6 **red**

2 brown

7 white

3 **green**

8 **yellow**

4 **grey**

3 Write sentences.

The pencil is yellow.

0



1



2



3



4



5







This pen is blue.

These apples are red.







That book is blue.







Those desks are brown.

1 Read the sentences. Match them to the pictures.

- 1 **This** pencil is red.
- 2 **These** pencils are orange.
- 3 **That** book is green.
- 4 **Those** books are blue.

C



2 Complete the sentences with *this*, *that*, *these*, *those* and a colour word.



0 This desk is brown.



1 _____ desk is _____.



2 _____ pens are _____.



3 _____ pens are _____.



4 _____ ruler is _____.



5 _____ ruler is _____.

What color is the apple?



What color are the pencils?



3 Ask and answer about things in your classroom.

A: *What colour are these books?*

B: *Blue.*

A: *What colour is that desk?*

B: *Brown.*

JetPens



A large, irregular teal cloud shape with a thin black outline, containing text. The cloud is positioned in the center-left of the page. The background features abstract teal and yellow-to-teal gradient shapes in the top-left and bottom-right corners.

Workbook page 6 exercise 8

Workbook page 7 exercise 3

Grammar reference and practice page 136
exercise 2