

Prepare

Session 6







This pen is blue.

These apples are red







That book is blue.







Those desks are brown.

Workbook page 6

8 Circle eight colours.

Monday 5th September Miss Wilson Class 2A.

five yellow

boy teacher

blue red orange

six pencil

brown eleven

desk green

black apple grey

book white

1 Write *a* or *an*.

0 _____ *a* _____ blue book

1 _____ orange pencil case


2 _____ picture

3 _____ green rubber


4 _____ apple

5 _____ red pen

2 Read and colour.




1 This ruler is orange. That ruler is green.



2 These pens are blue. Those pens are yellow.

3 Colour and write.



Grammar reference and practice page 136 exercise 2

2 Complete the sentences with *this*, *that*, *these* and *those*.

- 1 _____ pen is green.
- 2 _____ pens are blue.
- 3 _____ desk is black.
- 4 _____ desks are white.









January

February

March







April

May

June







July

August

September







October

November

December



VOCABULARY

Months

1 Put the months in the correct order.

May

January

June

November

August

April

December

July

September

March

February

October



10

2

Listen and repeat. Then walk around the class.
Ask and answer the question.



When's your birthday?

In November.



3 Complete the table for the class.



pamphlet page 99, Spelling

1. Write the missing letters. Listen and check. CD05

1. f g _____ i _____ k

2. _____ s t _____ _____ w

3. l _____ n _____ _____

4. _____ _____ v _____ x

5. b _____ _____ e f _____

6. p _____ _____ s _____ _____

2. Find the letters in the picture

and make a word.



3. Find the classroom words.

.....

.....

.....

.....

.....



4. Find 5 English words.

.....

.....

.....

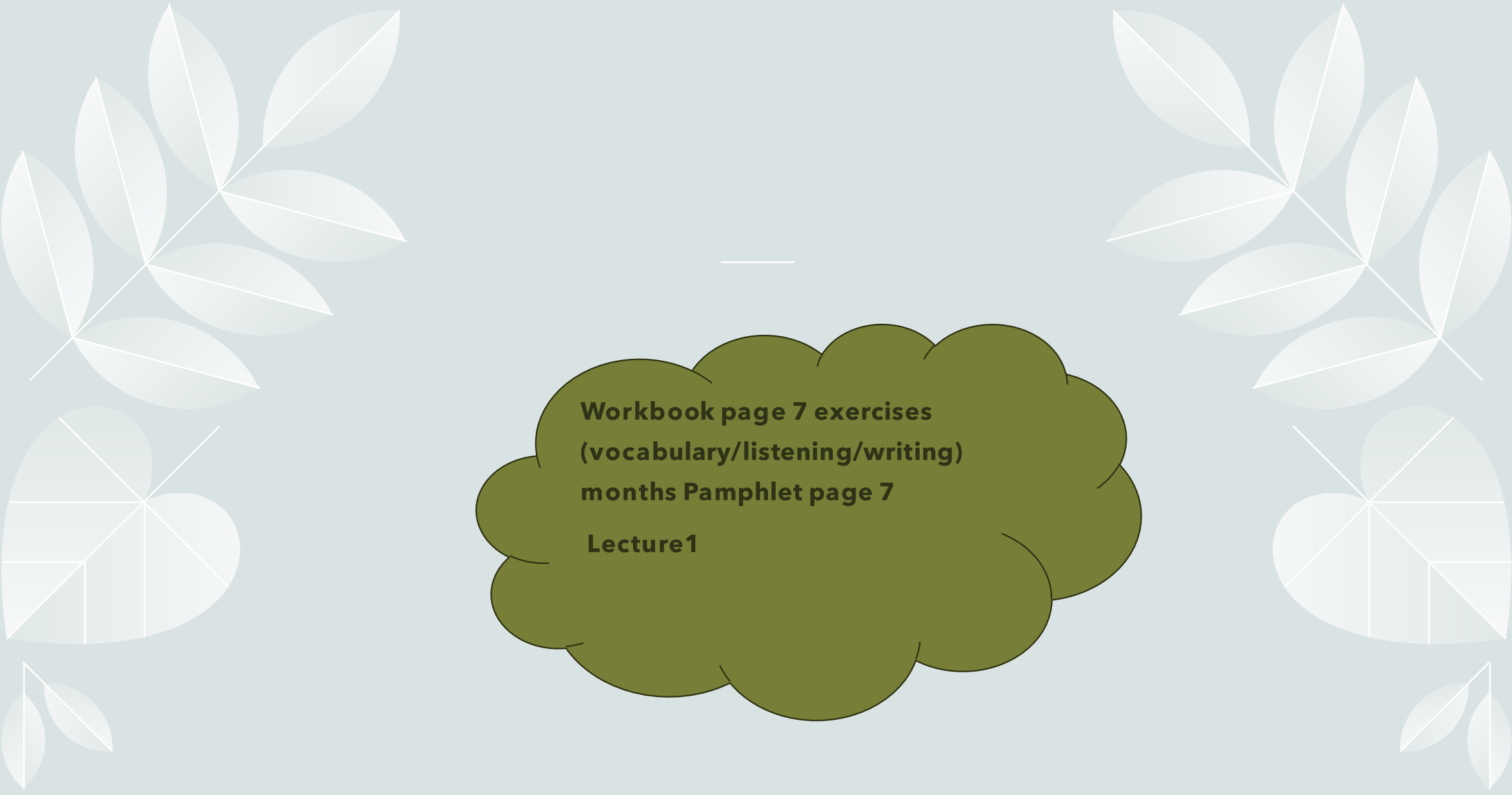
.....

.....



Lecture 1: Talk about your favorites. (colours- months- days- numbers)



The background features decorative white line-art illustrations of leaves in the corners. The top-left and top-right corners show clusters of several oval-shaped leaves on a stem. The bottom-left and bottom-right corners show a single large leaf with a central vein and several smaller leaflets branching off, along with a few smaller individual leaves below it.

**Workbook page 7 exercises
(vocabulary/listening/writing)
months Pamphlet page 7
Lecture1**