

Prepare 1 A S4

1. Complete the instructions.



1. S _ t d _ wn

2. Op _ n y _ ur b _ _ k

3. L _ s t _ n

4. Re _ d

5. St _ nd _ p

6. Cl _ s _ yo _ r b _ _ k

7. W _ _ _ _ _

8. L _ _ _ _

2. What are they saying? Complete the speech bubbles.

Listen. Write. Stand up. Look. Open your book.

Example:





1




2






teacher





board





girl

boy





apple



orange



Pencils



pens












VOCABULARY

The classroom



07

1 Listen and repeat.





D apple



E rubbers



F orange



G picture



H rulers



I pens



J pencils



K pencil case




L boy



M books















an

A
e
i
o
u



B
c
t
m
r
.
.
.
.

GRAMMAR


a / an

a ruler **a** book **an** apple **an** orange
two rulers**s** three books**s**

1 Point to things in the book and in your classroom and say what you can see.



a board



a pencil case

three pencils

I spell wrongly
you type correctly

hangman

Homework

1. Workbook page 6 exercise 7
2. Workbook page 6 grammar a/an
3. Grammar reference and practice page 136 exercise 1