

SOLUTIONS UPPER-INTERMEDIATE 2
UNIT 3:
COSTUMES AND CULTURE
3B

PEGAH BAHOJB GHASEMI

3

Customs and culture

Vocabulary

A

Express yourself

I can describe body language, gestures and movement.

1 Match the gestures below with the pictures (1–6).

cover your mouth cross your legs give a thumbs up
point scratch your head shrug your shoulders



1 _____



2 _____



3 _____



4 _____



5 _____



6 _____

2 Which parts of the body do you use to make the following gestures and expressions? Put the words below in the correct column.

nod point pout scowl shake wave wink

head	face	hand

3 Complete the text with the correct form of the words below.


bite frown grin nod shake yawn

Mark was really nervous before the Spanish speaking exam! He either fidgeted and played with a pen or he ¹ _____ his fingernails. He also started ² _____, even though he wasn't sleepy! When he looked at me, he ³ _____ nervously, but there was nothing funny about the situation. Then, in the exam, instead of answering the examiner's questions with a 'yes' or 'no' and an explanation, he just ⁴ _____ or ⁵ _____ his head! Luckily, the examiner ⁶ _____ at these answers, so Mark got the message and started speaking in Spanish.

4 Complete the sentences with the words below.

annoyance anxiety boredom disgust friendliness
surprise

- 1 People will see it as a sign of _____ if you are yawning all the time.
- 2 If you bite your nails, people will think it's a sign of _____.
- 3 People will say you're showing _____ if you purse your lips.
- 4 People will see it as a sign of _____ if you wave.
- 5 If you grimace, people will say you're showing _____.
- 6 If you raise your eyebrows, people will think it's a sign of _____.

5  1.13 Listen to four speakers. Match sentences A–E with speakers 1–4. There is one extra sentence.

This speaker:


A gets a shock when she hears some news.

B thinks some instructions cause confusion.

C is disappointed with someone's performance.

D is indifferent to an activity.

E feels shame for what has happened.

6  1.13 Listen again and complete the sentences with the emotions below. There are two extra emotions.

fear ignorance indifference interest shock surprise

- 1 Speaker 1 feels _____ at their friend's wish to go and see a musical.
- 2 Speaker 2 expresses his _____ about how he should use electrical devices.
- 3 Speaker 3 talks about someone who uses _____ to try and obtain things.
- 4 Speaker 4 says someone has to show more _____ in their work.

7 Match the words below with the descriptions. There are two extra words.

clear your throat cough gasp hiccup sigh slurp
sneeze sniff snore tut

- 1 Some people do this in their sleep. _____
- 2 We often do these three things when we have a cold.
_____, _____, _____
- 3 People sometimes do this before they speak. _____
- 4 It is considered rude to do this in some cultures when you eat dishes such as soup. _____
- 5 We make this sound when we want to show disapproval of something. _____
- 6 We make this sound to express both sadness and pleasure.



**WHAT ARE THE
BEST WAYS TO
SPEND FREE TIME?**



1 **SPEAKING** Work in pairs. What cultural problems do people face when they travel abroad?

2 Read the text. Which is the best piece of advice in your opinion? Why?



Going travelling? Read our tips and you should fit right in.



Travelling can be lonely, so pack some favourite photos or music. You ought to plan to keep in touch with friends and family regularly too.



You can't learn everything about where you're visiting, but you may find it helps to read about the history and culture – especially in regards to local customs, so you understand what you're supposed to do (and what you're not supposed to do) in different circumstances.



Explore the shops and restaurants and try the local food – you might love it!



You don't have to be fluent but you must try to learn some key phrases or do a language course before you go. You'll be able to find a wide variety of online language courses so there must be one in the language you need.



You mustn't worry if you can't see or do everything in each place you visit. Be selective and enjoy what you do.



Don't slavishly follow your guidebook. Try speaking to locals and getting recommendations from them.



- 3 Complete the **Learn this!** box with the verbs below. Then find examples of the rules in the text in exercise 2.

*be supposed to don't have to, don't need to and needn't
must and have to mustn't should and ought to*

LEARN THIS! Advice, obligation and necessity




- 1 We use _____ to give advice.
- 2 We use _____ for obligation, strong advice or possibility.
- 3 We use _____ to say that something isn't allowed or for strong negative advice.
- 4 We use _____ to express lack of obligation or necessity.
- 5 We use _____ to talk about rules and also about what people believe or expect.



100



100



100



100
↓

km 20,165

Seitenstreifen
befahren

Polizei
5000 m

200m

200



IT'S ILLEGAL TO RUN OUT OF GAS ON THE GERMAN HIGHWAYS.

A photograph of a multi-lane highway with a green overhead gantry. The gantry features a series of signs: a red circle with '100', a red circle with a car icon, a red circle with '100', a red circle with a car icon, a red circle with '100', a red circle with a car icon, and a red circle with '100'. To the right, a sign indicates 'km 20,165'. A white text box is overlaid on the center of the image, containing the text: 'IT'S ILLEGAL TO RUN OUT OF GAS ON THE GERMAN HIGHWAYS. YOU MUSTN'T RUN OUT OF GAS ON THE GERMAN HIGHWAYS.' The background shows a road with a guardrail, a blurred truck, and a grassy shoulder with blue directional signs for 'Polizei 5000 m', '200', and '200m'.

IT'S ILLEGAL TO RUN OUT OF GAS ON THE GERMAN HIGHWAYS.
YOU MUSTN'T RUN OUT OF GAS ON THE GERMAN HIGHWAYS.





YOU CANNOT DIE WITHOUT A PRE-PURCHASED BURIAL PLOT IN PART OF FRANCE.
YOU'RE SUPPOSE TO HAVE A PRE-PURCHASED BURIAL PLOT IN PART OF FRANCE BEFORE YOU DIE.





THERE ARE MANY PICKPOCKETS IN ITALY.





**THERE ARE MANY PICKPOCKETS IN ITALY.
YOU SHOULD/UGHT TO TAKE CARE OF
YOUR POCKETS.**



4 Choose the correct verbs to complete the sentences.

- 1 Do you think we **should / must** take a gift for the hostess?
- 2 You **mustn't / needn't** eat noisily; it's rude.
- 3 We **must / are supposed to** arrive by 10 o'clock, but we can be a bit late.
- 4 Guests **don't have to / shouldn't** check out till midday.
- 5 **You're supposed to / You must** take off your shoes, but it doesn't matter if you forget.
- 6 You **ought to / don't need to** try some of the local dishes.



IT MAY/MIGHT/COULD RAIN.





**HE SHOULD MAKE FRIENDS EASILY
IN MY OPINION.**





SCHOOLS MUST BE CLOSED.





**SOUTH OF IRAN CAN/COULD BE SO
HOT IN THE SUMMER.**



5 Read the **Learn this!** box. Then find examples of the rules in the text in exercise 2.

LEARN THIS! Possibility, probability and certainty



- 1 We use *may / might / could* to talk about the possibility of something happening.
- 2 We use *should* to say that something will probably happen, in our opinion.
- 3 We use *must* to express certainty and *can't* to express impossibility.
- 4 We use *be able to* for future possibility.
- 5 We use *can* and *could* for general truths or strong possibilities.

6 Complete the text with verbs from the **Learn this!** box.

I'm really looking forward to my trip to Venice in July. The 'sightseeing' section of the guidebook is really long, so there ¹ _____ be a lot to see! The problem is, we ² _____ possibly visit all the sights in three days. I'm not sure yet, but we ³ _____ have another holiday in the autumn, so we might ⁴ _____ go back. Apparently, Venice ⁵ _____ get very hot and crowded in the summer, but I think it ⁶ _____ be cooler and less busy later in the year – so maybe that's a good time to return.

7 USE OF ENGLISH Rewrite the sentences using the words in brackets.

1 I'd recommend buying a phrase book. (should)

You should buy a phrase book.

2 Should we leave a tip? (supposed)

3 They won't let you enter the temple in shorts. (mustn't)

4 It doesn't matter if you don't speak Spanish. (need)

5 He'll have no problem making friends, in my opinion. (shouldn't)

6 There's a chance it will rain while we're away. (could)

7 Look at the map; this is definitely the right road! (must)

8 SPEAKING Work in pairs. Use modal verbs and agree on how a visitor to your country should behave in these situations.

- 1 going for dinner in a restaurant
- 2 being invited to a friend's parents' house
- 3 visiting a religious building
- 4 going to the beach
- 5 getting a taxi
- 6 making a complaint in a shop

You don't have to dress smartly to go to most restaurants, but you should leave a tip of about 10%.

3A**Express yourself**

- 1 What part of the body do you use to make these gestures? Put the verbs below in the correct column.

frown grin point pout wave wink yawn

mouth	forehead	hand/arm	eye

2 Complete the sentences with the correct part of the body.

- 1 She pursed her _____ in disapproval.
- 2 I sometimes bite my _____ when I feel very stressed.
- 3 He raised his _____ in surprise when he heard the news.
- 4 You don't have to say anything. If you agree, just nod your _____ .
- 5 He didn't speak, but shrugged his _____ and walked away.
- 6 I'm going to cross my _____ and hope that I win the competition.
- 7 She folded her _____ and sat back in her chair, looking very bored.
- 8 We gave a _____ up to Gemma as she began the race.

- 3 **SPEAKING** Work in groups. Play 'Chain Story'. Begin with the sentence below. Take turns to continue the story, one sentence at a time. Each sentence must contain at least one of the words and expressions below.

I yawned as I got out of bed early on Saturday morning.

scratch your head grimace sniff **shake your head**
purse your lips wink cough hiccup
fidget frown sigh gasp
yawn snore wave shrug your shoulders
clear your throat bite your fingernails **cover your mouth**
give a thumbs up *point* **grin** sneeze **scowl**

I yawned as I got out of bed early on Saturday morning.

In the room next to me, my brother was still snoring.

I grimaced at the awful noise and then went downstairs to make some breakfast.

**ASSIGNMENT:
WORKBOOK 3B
GRAMMAR BUILDER**

DEADLINE: SATURDAY