



hello





**1 SPEAKING** Work in pairs. Answer the questions.

- 1 Which do you prefer: going to the shops or shopping online? Why?
  - 2 Who do you prefer shopping with: your family, your friends, or by yourself? Why?
  - 3 Do you regard shopping as a pleasure or a chore?
- 
- A decorative graphic at the bottom of the page features a light blue background with several overlapping, colorful wave-like shapes. The waves are filled with various patterns and colors, including orange, purple, red, green, teal, and yellow. Some waves have a dotted pattern, some have vertical stripes, and some have horizontal stripes. Scattered throughout the graphic are small, colorful circles in shades of pink, green, blue, and yellow.

**Impulse shopping**

**I am on a tight budget**

**I am on a budget**

**Bargain hunter**

**Frugal**

**A hassle**

**Shopaholic**



# Mia in high street





2 **VOCABULARY** Read the shopping guide and replace the words in blue (1–15) with the correct form of the verbs below.

1 *ripped off*

**Shopping: verbs** afford budget get into debt haggle knock down  
overcharge overspend pick up *rip off* shop around snap up splash out

## Four ways to go on a shopping spree without being <sup>1</sup>charged too much for low-quality products or ending up penniless!

### 1 Make a plan

Write a list before you go and don't buy anything that isn't on it. That way, you will avoid coming home with a lot of things you don't need. <sup>2</sup>Make a spending plan for how much you can <sup>3</sup>let yourself spend and don't <sup>4</sup>spend more money than you planned. Pay in cash and leave your plastic at home so you don't <sup>5</sup>end up owing money.

### 2 Compare

Check online comparison sites to find the lowest available price. <sup>6</sup>Compare the prices of goods in different shops in order to find the best price. Don't be tempted to <sup>7</sup>buy a product quickly because it seems cheap, as you might find it cheaper somewhere else. If you're feeling lazy, scan the product bar code with a comparison app to see if you can get a better deal. Finally, when you pay for something, always check your change to make sure you haven't been <sup>8</sup>charged too much.

### 3 Try something different

Go to shops that you wouldn't normally visit or go to markets. You might <sup>9</sup>buy some real bargains and even manage to <sup>10</sup>reduce the price if you try to <sup>11</sup>negotiate with the stallholder.

### 4 Choose the right friend

Shop with a friend who will be honest with you about what you want to buy. Avoid going with friends who will encourage you to <sup>12</sup>spend a lot of money on things you don't need.

Search Amazon



Deals Amazon Basics Livestreams Best Sellers Vide

Deliver to Iran, Islamic Repu...

We ship over  
45 million products  
around the world



Oculus



Shop Laptops  
& Tablets



Women's Fashion



Sign in for the best experience

Sign in securely

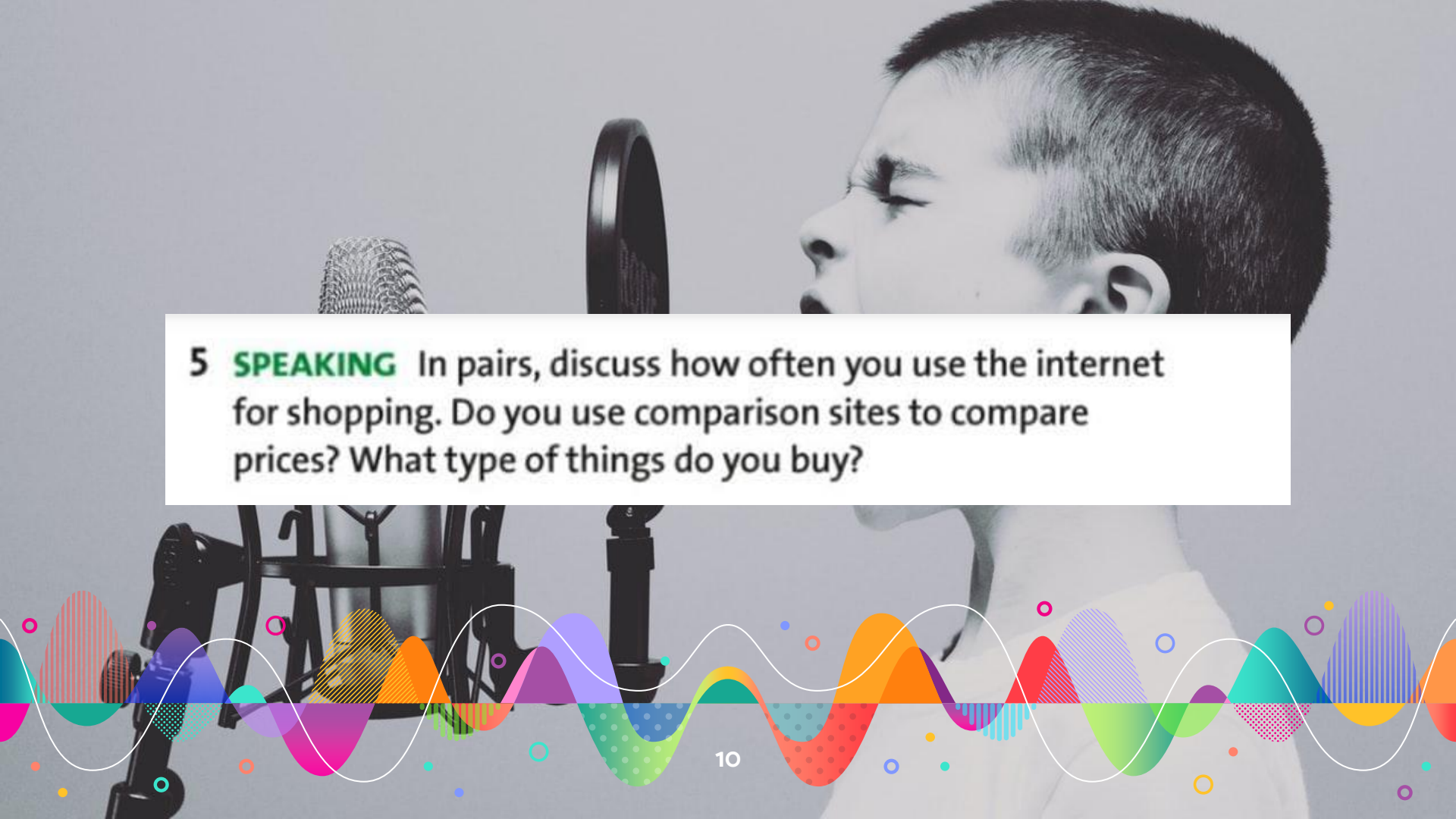


4 **VOCABULARY** Complete the guide to online shopping with the nouns below.


Online shopping basket checkout delivery items notifications reviews track wish list



When shopping online, add <sup>1</sup> \_\_\_\_\_ that interest you to your <sup>2</sup> \_\_\_\_\_. This will give you time to read opinions about the products in online <sup>3</sup> \_\_\_\_\_ to see if they're really worth buying. When you add the item to the <sup>4</sup> \_\_\_\_\_, remember that the price shown rarely includes the <sup>5</sup> \_\_\_\_\_ cost so it might not be such a bargain. Transport costs will not be added until you get to the <sup>6</sup> \_\_\_\_\_. When you have bought the product, the seller might send you regular <sup>7</sup> \_\_\_\_\_ that inform you about delivery to your house, or you can go to the website and <sup>8</sup> \_\_\_\_\_ the progress of your order.



**5 SPEAKING** In pairs, discuss how often you use the internet for shopping. Do you use comparison sites to compare prices? What type of things do you buy?

6  **4.02** Listen to four people talking about bargains they have bought. Match the opinions (A–E) with speakers 1–4. There is one extra opinion.

- A I've always wanted one, but this is something that I couldn't afford in a normal shop. \_\_\_
- B People have become more familiar with this brand since I bought it. \_\_\_
- C This product is still in good condition, but I won't be able to use it any more. \_\_\_
- D This was very cheap when I bought it, but the price has risen. \_\_\_
- E It was quite expensive, but I've had it for a long time and it has been a good purchase. \_\_\_

# Covid and online shopping

**RECYCLE!** Present perfect simple and present perfect continuous

We use the present perfect simple and the present perfect continuous to say how long a current situation or action has been in progress.

*I've lived here since 2014.*

*I've been watching this programme for two hours.*

We do not use state verbs (*have, want, like, believe, etc.*) in the present perfect continuous form.

7  **4.02** Read the **Recycle!** box. Then listen again and answer the questions.

- 1 Why does the first speaker think his purchase was worth paying more for?
- 2 How do we know the second speaker really loves her leather jacket?
- 3 Why is the third speaker surprised that his mobile phone battery is still 75% charged?
- 4 Why does the fourth speaker think her trainers were a bargain?

**8 SPEAKING** Work in pairs. Ask and answer the questions about bargains. Then, think of two more questions to ask your partner.

- What was the last bargain that you picked up?
- How much did it cost?
- How long have you had it?
- Why do you consider it a bargain?
- Would you recommend the product to other people? Why?