



Hello






- 
- 1 SPEAKING** Work in pairs. Compare the photos and say what you might buy in each place.

Compare the photos and say which place would be better for buying a present for a friend.



2  4.07 Read the task above. Then listen to a student doing the task and her answer to the examiner's follow-up question. Answer the questions.

- 1 Which place does the student choose to answer the task?
- 2 What reasons does she give for her choice?
- 3 What further question is the student asked?
- 4 What answer does she give?

3 SPEAKING Work in pairs. Answer the questions.

- 1 Do you agree with the place the student chose to answer the task? Why? / Why not?
- 2 Which place would you prefer to go shopping? Why?

Speaking Strategy

When performing the task, it is important that you have useful language ready at your disposal, for example:


- Introducing opinions: *In my view, ...*
- Making additional points: *Not only that, but ...*
- Giving examples: *... for instance, ...*
- Introducing contrasting points: *However, ...*
- Gaining time: *That's an interesting question.*

4 Read the **Speaking Strategy**. How many more formulaic phrases can you think of for each function?

5  **4.07** Listen again and answer the questions.

- 1 How well do the students use the advice in the Strategy?
- 2 Which formulaic phrases do they use?



- 6  4.08 Listen to another student doing the task on his own. Answer the questions in exercise 2 about him.

7 KEY PHRASES Complete the phrases with the words below.


another argued arguing definitely main opinions
reasons suppose sure thing think top

Justifying your opinion

- 1 The reason I _____ that is ...
- 2 The _____ reason is that ...
- 3 For one _____, ...
- 4 _____ thing is ...
- 5 On _____ of that ...
- 6 I _____ think that ... is better, because ...
- 7 For those _____, I think that ...

Expressing a tentative opinion

- 8 I don't have any strong _____ either way ...
- 9 I'm not _____ about that. Let me think.
- 10 It could be _____ that ...
- 11 There might be a case for _____ that ...
- 12 Thinking about it, I _____ that ...

8  **4.08** Listen again. Which key phrases from exercise 7 does the student use?

9 SPEAKING Work in pairs. Turn to page 143 and do the speaking task. Use words and phrases from this lesson.